

# Daily Market Information Report

The following information is collected from various sources and disseminated by the Ontario Cattlemen's Association.

**Friday November 6, 2009**

## ONTARIO DIRECT TO PACKER RAILGRADE PRICES

Prices are on a carcass weight basis, before grade and weight discounts.

**A grade steers** 137.00-138.00  
**A grade heifers** 136.00-137.00

## ONTARIO LIVE CATTLE TRADE

Today at: **Brussels Livestock: 1,900** stockers (675 yearlings left to sell at reporting time)

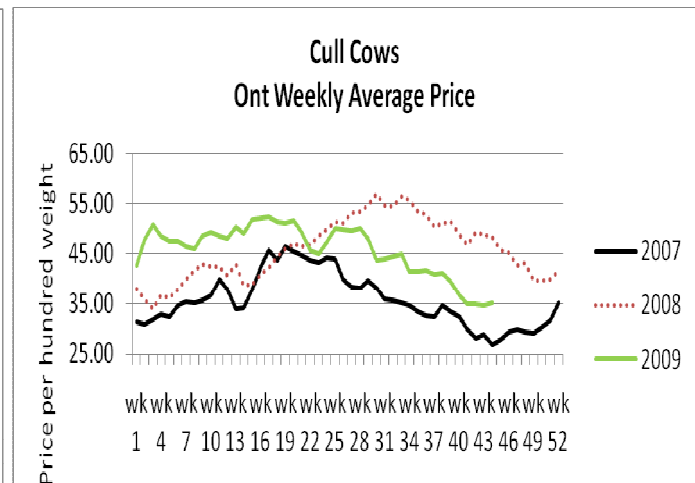
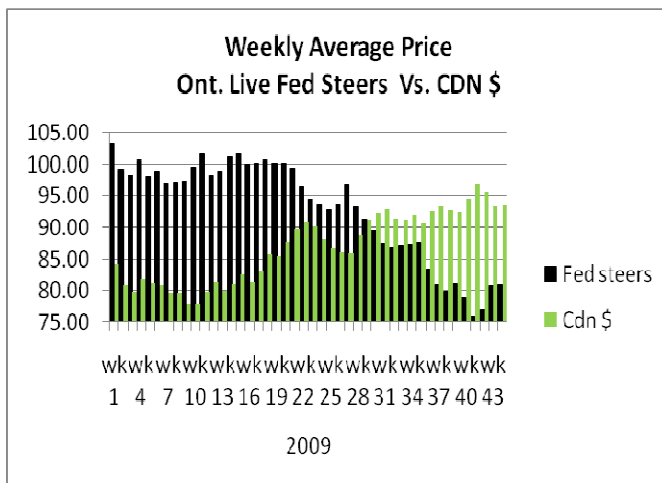
STEERS	Price Range	Avg	Top	HEIFERS	Price Range	Avg	Top
1000+	76.50-78.50	77.17	78.50	900+	75.50-86.75	84.35	84.35
900-999	70.00-93.25	85.83	93.25	800-899	80.00-90.25	85.80	90.25
800-899	86.00-100.00	94.30	100.00	700-799	78.00-93.00	86.82	99.00
700-799	89.50-102.00	97.24	102.00	600-699	82.50-97.00	89.40	97.00
600-699	89.50-105.50	98.91	137.00	500-599	82.50-102.50	93.01	102.50
500-599	95.00-110.75	103.88	115.00	400-499	93.75-108.00	98.21	100.75
400-499	105.00-120.50	111.76	146.00	300-399	102.00-126.00	112.82	120.00
399-	112.00-126.00	117.84	126.00	299-	107.00-115.00	112.33	115.00

Steers calves sold at prices \$2.00-\$3.00 higher with all other cattle selling on a steady market.

Today at: **Keady Livestock Market, 972** calves

STEERS	Price Range	Avg	Top	HEIFERS	Price Range	Avg	Top
700-799	106.25-111.25	109.74	111.25	600-699	95.50-105.25	102.57	105.25
600-699	108.00-118.00	114.01	118.00	500-599	88.00-113.00	104.12	116.00
500-599	106.50-120.00	113.60	123.00	400-499	100.00-121.00	113.06	123.00
400-499	117.50-133.50	126.56	135.00	300-399	95.00-115.00	108.21	123.00
399-	111.00-140.00	131.58	140.00	299-	103.00	103.00	103.00

Local Calf sale, vaccinated and non vaccinated selling in owner lots. Calves sold on a steady market.



**Ontario Auction Sales on Thursday** saw weighted prices for:

	<b>Price Range</b>	<b>Avg.</b>	<b>Top</b>
Large & Medium Frame Fed Steers +1250	77.34-84.55	81.32	100.00
Large & Medium Frame Fed Heifers +1000	76.54-83.68	80.55	87.50
Cows	28.83-43.58	36.17	66.00
Bulls	44.05-55.08	50.28	69.50
Veal calves 600 lbs +	73.84-104.22	87.77	127.00
Veal calves 125 lbs & under	28.00-80.00	57.22	91.00

Stocker Sale at: **Ontario Livestock Exchange, Nov 5, 2009 – 280** stockers

<b>STEERS</b>	<b>Price Range</b>	<b>Avg</b>	<b>Top</b>	<b>HEIFERS</b>	<b>Price Range</b>	<b>Avg</b>	<b>Top</b>
<b>1000+</b>	69.00-81.00	78.35	83.50	<b>700-799</b>	33.50-77.50	64.44	92.50
<b>900-999</b>	75.00-87.00	84.80	87.00	<b>600-699</b>	57.00-89.00	76.34	89.00
<b>800-899</b>	73.50-89.00	80.85	89.00	<b>500-599</b>	70.50-95.00	85.33	95.00
<b>700-799</b>	69.00-87.00	79.35	88.50	<b>400-499</b>	88.00-106.00	97.42	106.00
<b>600-699</b>	76.00-97.50	90.52	97.50				
<b>500-599</b>	88.00-99.00	92.57	107.00				
<b>400-499</b>	90.50-109.50	102.72	109.50				
<b>300-399</b>	79.00-117.50	104.50	117.50				

Stocker Sale at: **Ontario Stockyards Inc, Nov 5, 2009 – 1,004** stockers

<b>STEERS</b>	<b>Price Range</b>	<b>Avg</b>	<b>Top</b>	<b>HEIFERS</b>	<b>Price Range</b>	<b>Avg</b>	<b>Top</b>
<b>1000+</b>	34.00-86.75	63.65	89.50	<b>900+</b>	54.50-83.75	76.31	83.75
<b>900-999</b>	84.00-96.25	90.09	97.50	<b>800-899</b>	78.50-84.50	82.62	88.50
<b>800-899</b>	87.00-97.50	93.33	98.00	<b>700-799</b>	82.00-91.50	87.04	94.50
<b>700-799</b>	89.00-103.00	97.26	105.00	<b>600-699</b>	81.50-108.00	93.61	108.00
<b>600-699</b>	100.00-108.00	104.70	109.50	<b>500-599</b>	86.00-99.25	94.50	118.00
<b>500-599</b>	104.50-120.50	112.71	120.50	<b>400-499</b>	100.50-114.50	107.49	117.00
<b>400-499</b>	109.00-131.50	119.74	131.50	<b>300-399</b>	90.00-108.00	98.80	119.00
<b>399-</b>	122.00-129.00	125.49	129.00	<b>299-</b>			

Stocker Sale at: **Ottawa Livestock Exchange, Nov 5, 2009- 252** stockers

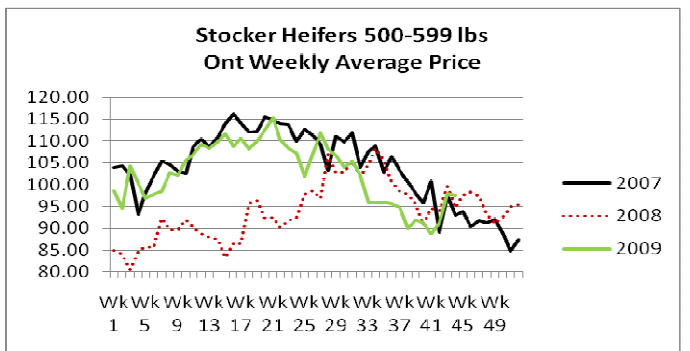
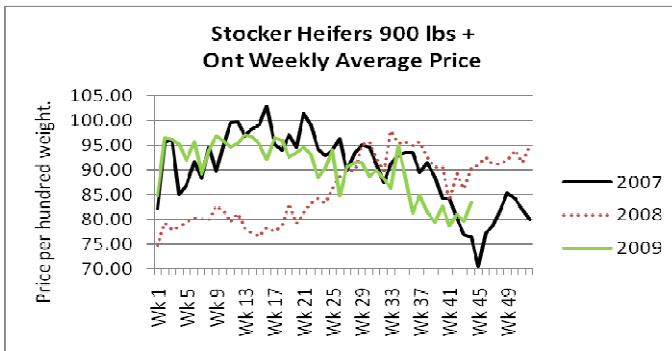
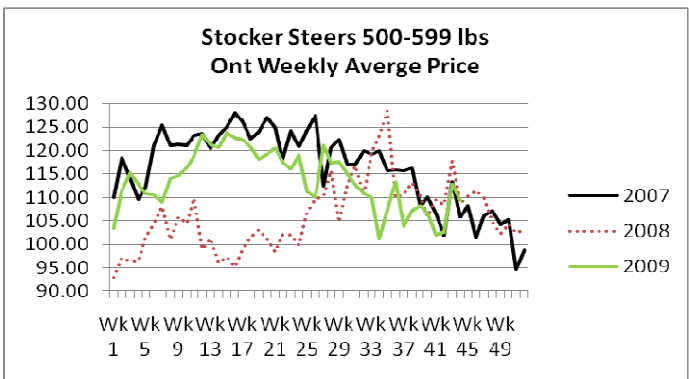
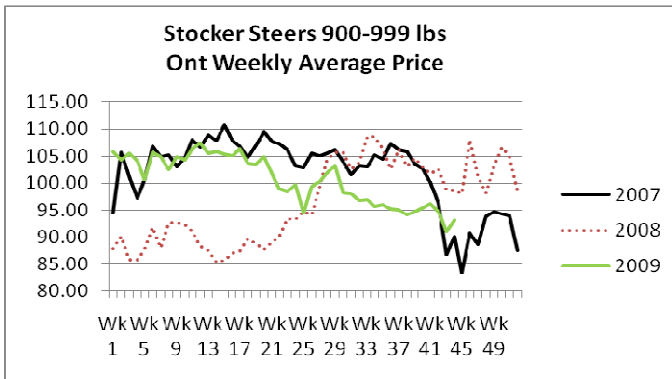
<b>STEERS</b>	<b>Price Range</b>	<b>Avg</b>	<b>Top</b>	<b>HEIFERS</b>	<b>Price Range</b>	<b>Avg</b>	<b>Top</b>
<b>700-799</b>	67.00-96.00	84.08	96.00	<b>700-799</b>	49.00-89.00	75.56	89.00
<b>600-699</b>	78.00-104.00	92.45	104.00	<b>600-699</b>	81.00-94.00	87.33	94.00
<b>500-599</b>	85.00-115.00	101.21	118.00	<b>500-599</b>	85.00-101.00	91.76	102.00
<b>400-499</b>	92.00-118.00	107.69	118.00	<b>400-499</b>	83.00-111.00	99.00	111.00
<b>399-</b>	30.00-129.00	85.67	137.00	<b>300-399</b>	67.00-107.00	94.38	107.00

Stocker Sale at: **Brussels Livestock, Nov 5, 2009 – 332** stockers

<b>STEERS</b>	<b>Price Range</b>	<b>Avg</b>	<b>Top</b>	<b>HEIFERS</b>	<b>Price Range</b>	<b>Avg</b>	<b>Top</b>
<b>400-499</b>	98.50-118.00	108.87	123.00	<b>500-599</b>	89.50-109.50	107.37	109.50
<b>399-</b>	105.00-132.00	122.51	134.00	<b>400-499</b>	98.00-117.00	106.92	117.00
				<b>300-399</b>	15.00-123.00	113.12	143.50
				<b>299-</b>	110.00-134.00	120.50	134.00

**Stocker Comparison-** this week's average price compared to last week & the same time last year.

	This week's Average Price	Last week's Average Price	Change from last week	Year Ago Average Price	Change from last year
<b>Steers</b>	<b>2009</b>			<b>2008</b>	
400-500	115.89	120.04	-4.15	115.52	+0.37
500-600	109.26	112.80	-3.54	108.73	+0.53
600-700	104.21	103.27	+0.94	103.22	+0.99
700-800	98.92	93.28	+5.64	98.51	+0.41
800-900	91.41	89.09	+2.32	98.81	-7.40
900+	91.04	89.17	+1.87	98.20	-7.16
<b>Heifers</b>					
300-400	106.64	103.02	+3.62	98.24	+8.40
400-500	106.57	103.16	+3.41	98.58	+7.99
500-600	97.66	97.93	-0.27	94.68	+2.98
600-700	92.23	90.79	+1.44	91.69	+0.54
700-800	84.83	86.42	-1.59	91.09	-6.26
800+	84.06	81.79	+2.27	92.33	-8.27



**QUEBEC ELECTRONIC AUCTION MARKET – (F.O.B. the feedlot)**

For the week ending Nov 5, 2009

**Price Range**  
132.75-136.25

**A1, A2 Steers**

**ALBERTA DIRECT TRADE**

Alberta direct trade this week was under some pressure with average prices \$2.00-\$3.00 lower.

**Steers Live 80.00-82.25**

**Flat rail 136.85-137.35**

**Heifers Live 79.70-81.45**

**Flat rail 136.50-137.35**

