

Daily Market Information Report

The following information is collected from various sources and disseminated by the Ontario Cattlemen's Association.

Friday November 27, 2009

ONTARIO DIRECT TO PACKER RAILGRADE PRICES

Prices are on a carcass weight basis, before grade and weight discounts.

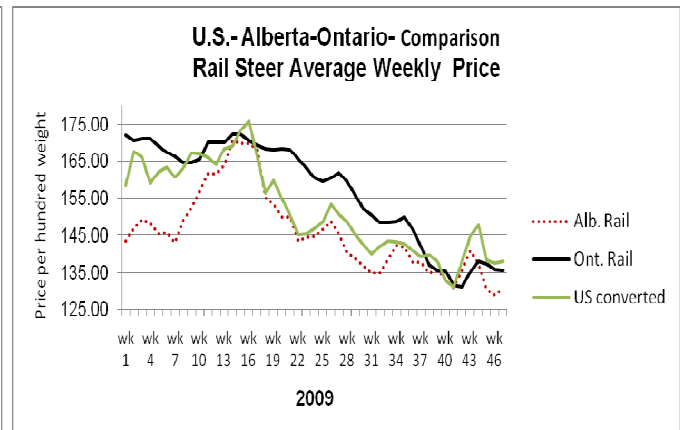
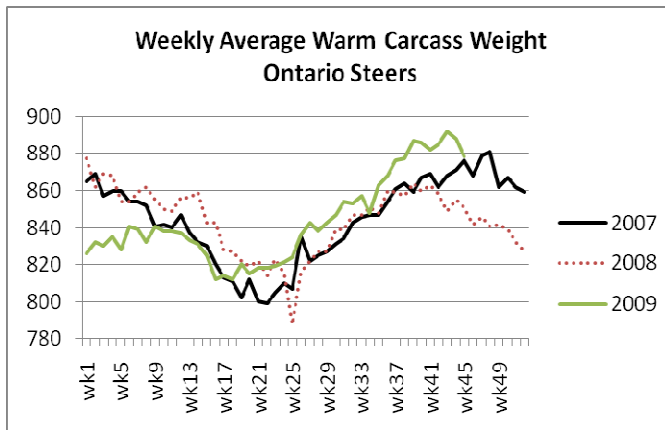
A grade steers 134.00-137.00
A grade heifers 133.00-136.00

ONTARIO LIVE CATTLE TRADE

Today at: **Brussels Livestock: 1,820** stockers (830 yearlings left to sell at reporting time)

STEERS	Price Range	Avg	Top	HEIFERS	Price Range	Avg	Top
1000+	73.25-89.75	85.38	89.75	800-899	80.00-87.75	83.77	89.00
900-999	85.00-95.50	90.50	95.560	700-799	79.00-93.00	84.41	95.00
800-899	89.00-96.00	92.61	96.00	600-699	79.00-90.00	85.45	104.50
700-799	88.00-105.00	94.99	105.00	500-599	81.00-107.50	94.74	111.50
600-699	82.00-105.00	97.08	105.00	400-499	93.00-111.50	100.91	116.00
500-599	94.00-116.00	103.16	119.00	300-399	85.00-112.00	94.12	112.00
400-499	100.00-129.00	112.04	129.00				
399-	85.00-120.00	104.77	126.00				

Calves and yearlings are trading on a steady market.



Ontario Auction Sales on **Thursday** saw weighted prices for:

	Price Range	Avg.	Top
Large & Medium Frame Fed Steers +1250	74.50-82.96	78.74	97.50
Large & Medium Frame Fed Heifers +1000	72.07-84.85	78.39	86.25
Cows	31.03-43.30	36.66	68.00
Bulls	38.29-55.88	47.23	69.00
Veal calves 600 lbs +	73.21-106.90	87.47	135.50
Veal calves 125 lbs & under	31.00-95.00	68.99	116.00

Stocker Sale at: **Ontario Livestock Exchange, Nov 26, 2009 – 183** stockers

STEERS	Price Range	Avg	Top	HEIFERS	Price Range	Avg	Top
700-799	74.00-88.00	80.54	88.00	600-699	65.00-87.00	76.30	87.00
600-699	83.50-99.00	91.83	103.00	400-499	72.00-84.00	76.94	88.00
500-599	49.00-105.00	89.87	105.00				
400-499	81.00-99.00	93.30	99.00				

Stocker Sale at: **Ontario Stockyards Inc, Nov26, 2009 – 1,454** stockers

STEERS	Price Range	Avg	Top	HEIFERS	Price Range	Avg	Top
1000+	78.00-85.00	80.27	92.00	900+	74.50-84.25	78.42	84.25
900-999	60.00-96.00	82.82	96.00	800-899	75.50-87.00	82.07	89.00
800-899	79.00-100.00	88.75	100.00	700-799	77.50-92.25	87.18	92.25
700-799	85.00-100.00	91.86	100.00	600-699	85.00-95.00	90.85	96.00
600-699	88.00-103.00	95.57	104.50	500-599	80.00-101.50	92.24	108.00
500-599	95.00-111.00	103.59	119.25	400-499	89.00-107.00	99.66	107.00
400-499	105.00-127.00	113.82	133.25	300-399	92.00-115.00	101.48	115.00
399-	99.50-128.25	113.59	155.00	299-	86.00-106.00	93.59	137.50

Stocker Sale at: **Ottawa Livestock Exchange, Nov 26, 2009- 315** stockers

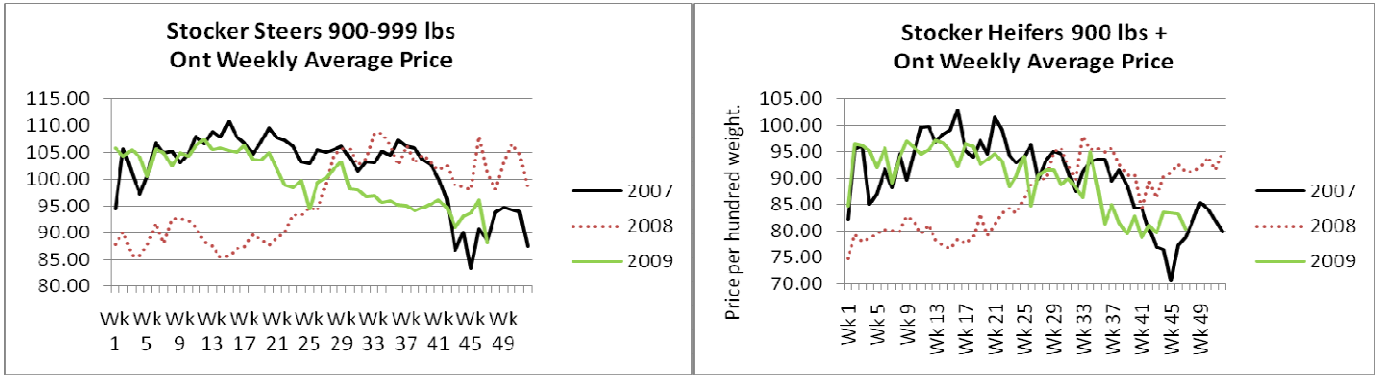
STEERS	Price Range	Avg	Top	HEIFERS	Price Range	Avg	Top
700-799	73.00-92.00	83.33	99.00	700-799	63.00-91.00	78.67	91.00
600-699	85.00-104.00	94.29	107.00	600-699	65.00-93.00	82.42	101.00
500-599	85.00-109.00	96.69	110.00	500-599	73.00-99.00	85.60	104.00
400-499	78.00-117.00	99.13	117.00	400-499	55.00-100.00	85.09	100.00
399-	33.00-118.00	85.04	118.00	300-399	58.00-87.00	70.17	93.00
				299-	41.00-77.00	57.20	85.00

Stocker Sale at: **Brussels Livestock, Nov 26, 2009 – 199** stockers

STEERS	Price Range	Avg	Top	HEIFERS	Price Range	Avg	Top
500-599	94.00-111.50	104.19	111.50	400-499	93.00-110.50	102.79	116.00
400-499	102.00-123.00	116.18	123.00	300-399	102.00-115.50	111.07	122.00
399-	93.00-130.50	115.69	131.00	299-	105.00-116.00	111.20	116.00

Stocker Comparison- this week's average price compared to last week & the same time last year.

	This week's Average Price	Last week's Average Price	Change from last week	Year Ago Average Price	Change from last year
Steers	2009			2008	
400-500	114.35	111.62	+2.73	114.50	-0.15
500-600	104.67	106.27	-1.60	109.79	-5.12
600-700	100.15	100.45	-0.30	103.55	-3.40
700-800	92.35	97.59	-5.24	98.66	-6.31
800-900	86.64	95.18	-8.54	94.71	-8.07
900+	85.77	93.57	-7.80	99.78	-14.01
Heifers					
300-400	104.08	102.55	+1.53	94.06	+10.02
400-500	99.94	99.04	+0.90	98.46	+1.48
500-600	94.53	94.20	+0.33	97.47	-2.94
600-700	89.71	88.14	+1.57	93.90	-4.19
700-800	85.18	86.69	-1.51	92.33	-7.15
800+	81.29	86.03	-4.74	92.60	-11.31



QUEBEC ELECTRONIC AUCTION MARKET – (F.O.B. the feedlot)

For the week ending Nov 26, 2009 **Price Range**
A1, A2 Steers 127.00-132.75

ALBERTA DIRECT TRADE

Alberta direct trade this week saw average prices \$0.50 lower than last week. This week's sales were reported at:

Steers Live 76.00 **Flat rail** 126.75-130.85
Heifers Live 76.00-77.00 **Flat rail** 126.75-130.85

U.S. TRADE (U.S funds)

US cash cattle trade is very quiet as business was completed by mid week.

Choice and select steers and heifers: Live N/T
Rail N/T

U.S. BOXED BEEF CUT-OUT VALUES (U.S. funds)

	Choice	Select
Cutout Values: (noon estimate)	141.88	133.89
Change: (from yesterday's close)	+0.08	+0.29
Current 5 day average:	140.15	132.50

CHICAGO MERCANTILE EXCHANGE

Closing quotes on futures today were as follows:

Live Cattle		Feeder Cattle		Corn		Soybeans		Canadian \$	
\$/cwt US		\$/cwt US		\$/bu US ¢/bu		\$/bu US ¢/bu			
Dec	83.20 -0.47	Jan	92.50 -0.80	Dec	3.972 +5.2	Jan	10.530 -1.4	Spot	94.12 -0.28
Feb	85.47 -0.27	Mar	93.15 -1.12	Mar	4.134 +5.4	Mar	10.586 -2.0	Dec	94.10 -1.54
Apr	88.00 -0.32	Apr	94.55 -1.15	May	4.240 +5.4	May	10.602 -3.4	Mar	94.11 -1.53
Jun	85.02 -0.25	May	95.45 -0.92	Jul	4.326 +5.4	Jul	10.654 -3.4	Jun	94.09 -1.52
Aug	85.47 -0.30	Aug	97.35 -0.85	Sep	4.392 +5.0	Aug	10.632 -3.6	Sep	94.07 -1.49
Oct	88.30 -0.40	Sep	97.95 -0.10	Dec	4.454 +3.6	Sep	10.546 -3.4	Dec	94.05 -1.45

Ontario Cattlemen's Association, 130 Malcolm Rd., Guelph, ON N1K 1B1 Phone: (519) 824-0334 Fax: (519) 824-1930 Or email: mktinfo@cattle.guelph.on.ca or visit our web site at

Upcoming Ontario Auction Markets Special Fall Stocker Sales

Nov 28	1:00 pm	Maple Hill Auction Market	Bred Cow sale
Nov 30	7:00 pm	Maple Hill Auction Market	Stocker sale
Dec 5	10:00 am	Ottawa Livestock Exchange	Stockers and Yearlings
Dec 5	11:00 am	Denfield Livestock Exchange	Stockers and Bred Cows
Dec 9	11:00 am	Kawartha Lakes Coop Auction Mkt	Stocker sale
Dec 10	11:00 am	Ontario Stockyards Inc	Yearlings