

The following information is collected from various sources and disseminated by the Ontario Cattlemen's Association.

Friday, January 18, 2013

ONTARIO DIRECT TO PACKER RAILGRADE PRICES

Prices are on a carcass weight basis, before grade and weight discounts (price for today, regardless of delivery date)

A grade steers	202.00-204.00
A grade heifers	201.00-203.00

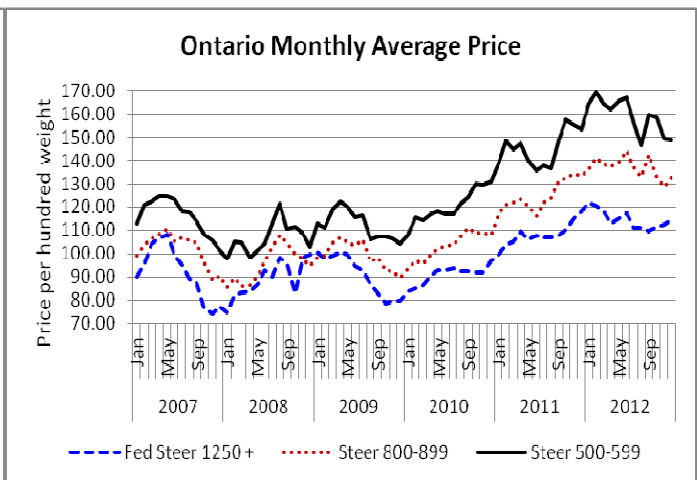
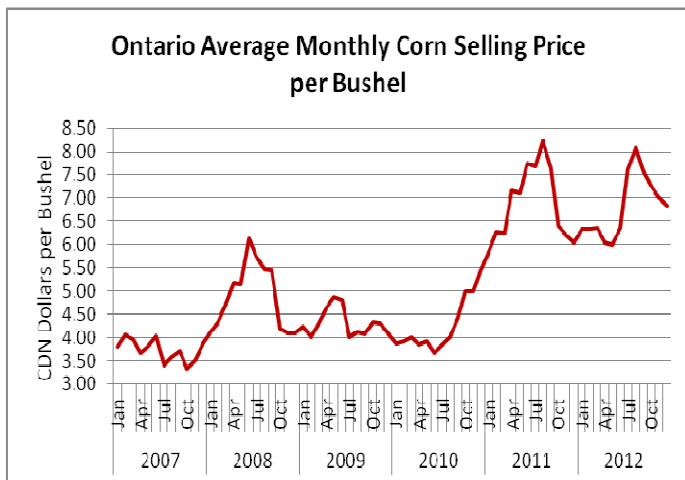
Today at: **Brussels Livestock – 1,350** stockers on offer. (300 yearlings let to sell at reporting time)

STEERS	Price Range	Avg	Top	HEIFERS	Price Range	Avg	Top
1000+	120.50-128.00	123.71	128.00	900+	115.00-126.50	121.30	128.50
900-999	106.50-140.50	134.34	145.50	800-899	115.00-131.50	124.07	131.75
800-899	102.00-145.75	130.81	145.75	700-799	114.00-132.50	125.64	132.50
700-799	115.00-135.00	125.04	142.00	600-699	112.50-137.00	125.02	145.00
600-699	126.00-151.00	139.26	170.50	500-599	121.00-149.00	134.46	150.00
500-599	131.00-182.00	161.24	182.00	400-499	125.00-156.00	144.98	162.00
400-499	122.00-162.00	141.71	183.00	300-399	111.00-156.00	130.75	156.00
399-	152.00-176.00	170.00	176.00				

Calves and yearlings are selling steady to the week's decline. Final results will be posted on Monday's report.

Ontario Auction Sales on **Thursday** saw weighted prices for:

	Volume	Price Range	Avg	Top
Large & Medium Frame Fed Steers +1250	169	95.75-127.49	114.67	134.25
Large & Medium Frame Fed Heifers +1000	81	92.87-124.67	112.654	126.00
Cows	1,212	54.63-69.63	62.71	99.00
Bulls	54	70.98-81.23	76.10	86.00
Veal calves 600 lbs +	219	77.74-95.27	87.10	157.00
Veal calves 125 lbs & under	129	83.00-124.00	103.13	126.00



Stocker Sale at: **Ontario Livestock Exchange, January 17, 2013– 213** stockers

STEERS	Price Range	Avg	Top	HEIFERS	Price Range	Avg	Top
500-599	117.00-152.00	136.21	152.00	900+	62.00-108.00	85.85	120.00
400-499	105.00-150.00	138.88	150.00	800-899	67.00-105.00	92.26	120.00
399-	131.00-156.00	141.00	166.00	500-599	115.00-131.00	127.00	131.00

Stocker Sale at: **Ontario Stockyards Inc, January 17, 2013– 1,264** stockers

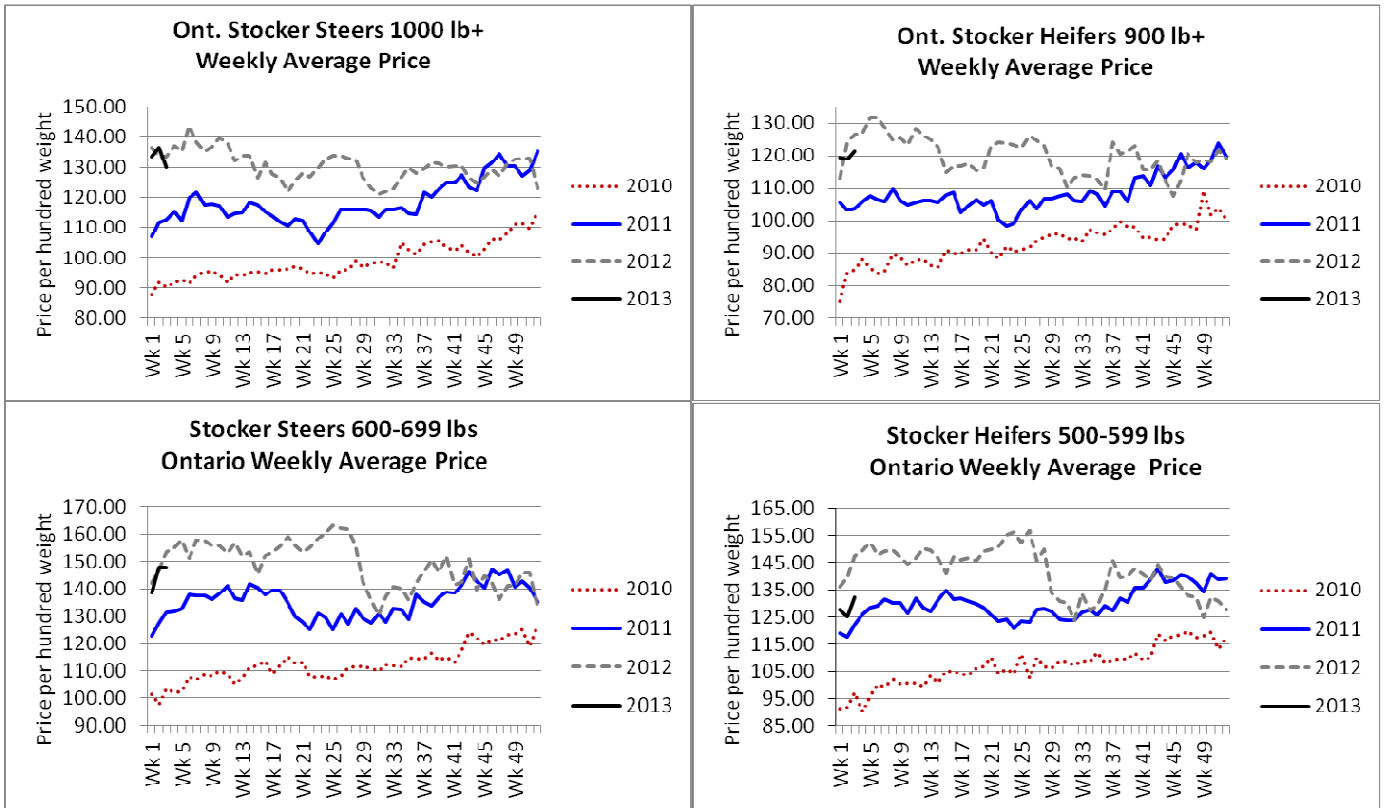
STEERS	Price Range	Avg	Top	HEIFERS	Price Range	Avg	Top
1000+	90.00-137.50	118.19	137.50	900+	102.00-127.50	124.46	127.50
900-999	113.50-139.50	131.00	145.00	800-899	109.00-132.00	123.98	132.00
800-899	125.50-157.50	145.59	157.50	700-799	119.50-151.00	135.75	151.00
700-799	126.50-154.50	139.50	155.00	600-699	122.00-148.25	134.33	148.25
600-699	130.00-169.00	146.60	170.00	500-599	114.50-160.00	134.56	180.50
500-599	130.00-171.50	154.83	171.50	400-499	113.00-153.00	131.78	153.00
400-499	129.50-179.50	156.39	180.50	300-399	100.00-138.00	122.30	167.00
399-	107.00-183.00	154.81	183.00	299-	101.00-151.00	120.10	151.00

Stocker Sale at: **Ottawa Livestock Exchange, January 17, 2013– 220** stockers

STEERS	Price Range	Avg	Top	HEIFERS	Price Range	Avg	Top
700-799	105.00-143.00	122.67	149.00	700-799	88.00-132.87	123.26	132.87
600-699	103.00-138.00	121.21	152.00	600-699	109.00-137.00	123.00	137.00
500-599	109.00-144.00	121.65	179.00	500-599	112.00-133.00	123.04	150.00
400-499	125.00-174.00	143.00	174.00	400-499	117.00-144.00	129.95	144.00
399-	85.00-139.00	109.53	140.00	300-399			

Stocker Sale at: **Brussels Livestock, January 17, 2013– 152** stockers

STEERS	Price Range	Avg	Top	HEIFERS	Price Range	Avg	Top
400-499	146.00-170.00	160.25	170.00	400-499	127.00-156.00	149.65	156.00
399-	125.00-176.50	150.66	176.50	300-399	103.00-134.00	121.44	146.00



QUEBEC ELECTRONIC AUCTION MARKET (F.O.B. the feedlot)

Week Ending **Thursday January 10, 2013**
A1, A2 Steers

Price
201.00

Change from last week
-2.13

ALBERTA DIRECT TRADE

The Alberta direct trade this week saw live steers trade from \$113.00-\$115.00, down \$3.07 from last week on average, while rail steers traded from \$192.75-\$193.50 down \$0.80. Heifers sold at \$115.50 live and \$192.25-\$193.00 flat rail, down \$1.46 from last week, on average.

Steers	Live	113.00-115.00	Flat rail	192.75-193.50
Heifers	Live	115.50	Flat rail	192.25-193.00

U.S. TRADE (U.S. funds)

U.S. cash cattle trade was quiet with just a few cattle selling at \$195.00 dressed, down \$8.00 from last week. Otherwise, trade for this week is completed.

Choice and select steers and heifers:	Live	N/T
	Rail	195.00

U.S. BOXED BEEF CUT-OUT VALUES (U.S. funds)

	Choice 600-900	Select 600-900
Cutout Values: (noon estimate)	191.02	182.52
Change: (from yesterday's close)	-1.18	-1.84
Current 5 day average:	193.56	184.74

February 2013 Live Cattle Futures – August 21, 2012-January 18, 2013



DTN

CHICAGO MERCANTILE EXCHANGE

Closing quotes on futures today were as follows:

Live Cattle			Feeder Cattle		Corn		Soybeans		Canadian \$					
\$/cwt US			\$/cwt US		\$/bu US ¢/bu		\$/bu US ¢/bu							
Feb	124.95	-1.65	Jan	143.90	-0.50	Mar	7.274	+3.0	Mar	14.292	-1.0	Spot	100.78	-0.74
Apr	129.82	-1.05	Mar	146.35	+0.50	May	7.292	+4.0	May	14.166	+2.0	Mar	100.63	-0.75
Jun	126.25	-0.47	Apr	148.85	+0.62	Jul	7.214	+4.4	Jul	14.100	+4.0	Jun	100.42	-0.75
Aug	126.52	-0.15	May	151.12	+0.77	Sep	6.134	+2.6	Aug	13.850	+5.4	Sep	100.19	-0.75
Oct	130.82	+0.22	Aug	157.05	+0.72	Dec	5.904	+4.0	Sep	13.360	+5.6	Dec	99.97	-0.72
Dec	132.67	+0.27	Sep	158.30	+0.00	Mar	6.004	+4.0	Nov	12.922	+7.0	Mar	99.69	-0.74

Ontario Cattlemen's Association, 130 Malcolm Rd., Guelph, ON N1K 1B1 Phone: (519) 824-0334 Fax: (519) 824-1930 or email: mktinfo@cattle.guelph.on.ca

Upcoming Special Stocker Sales

Jan 22	2:00 pm	Renfrew Pontiac Livestock	Bred Cow Sale- 40 Bred Angus cows, bred Red Angus
Jan 25	11:00 am	Community Livestock Exchange	Quinte Cattlemen's Special Stocker Sale