

The following information is collected from various sources and disseminated by the Ontario Cattlemen's Association.

Friday, May 31, 2013

ONTARIO DIRECT TO PACKER RAILGRADE PRICES

Prices are on a carcass weight basis, before grade and weight discounts. (Price for today, regardless of delivery day)

A grade steers 208.00-210.00

A grade heifers 207.00-209.00

Today at: **Brussels Livestock – 1,200** stockers on offer (350 yearlings left to sell at reporting time.)

STEERS	Price Range	Avg	Top	HEIFERS	Price Range	Avg	Top
1000+	111.00-120.50	116.28	120.50	900+	109.00-121.00	115.73	121.00
900-999	123.00-136.00	130.83	136.00	800-899	110.00-123.75	117.28	123.75
800-899	95.00-136.50	127.63	145.00	700-799	108.00-122.50	116.41	126.00
700-799	122.50-141.25	131.04	144.25	600-699	86.00-126.00	119.77	126.00
600-699	119.50-144.00	135.32	152.00	500-599	104.00-131.00	119.44	158.00
500-599	120.00-150.00	138.58	150.00	400-499	100.00-146.00	120.90	146.00
400-499	140.00-169.00	154.32	169.00				
399-	117.00-159.00	141.43	159.00				

All classes of cattle are selling on a steady market. Final results will be posted on Monday's report.

Ontario Auction Sales on **Thursday** saw weighted prices for:

	Volume	Price Range	Avg	Top
Large & Medium Frame Fed Steers +1250	159	112.00-137.00	125.63	139.50
Large & Medium Frame Fed Heifers +1000	105	109.51-135.31	124.97	137.00
Cows	802	60.15-80.05	70.10	102.50
Bulls	23	81.35-93.00	86.53	97.50
Veal calves 600 lbs +	203	75.17-123.77	90.79	165.00
Veal calves 125 lbs & under	136	110.00-197.00	163.26	200.00

Stocker Sale at: **Ontario Livestock Exchange, May 30, 2013 – 207** stockers

STEERS	Price Range	Avg	Top	HEIFERS	Price Range	Avg	Top
700-799	89.00-127.00	112.23	127.00	800-899	85.00-118.00	105.64	118.00
600-699	108.00-113.00	109.72	117.00	700-799	91.00-117.00	110.00	117.00
500-599	118.00-138.00	125.94	143.00	600-699	101.00-128.00	114.11	128.00
400-499	126.00-146.00	134.19	146.00	500-599	86.00-112.00	104.35	130.00
399-	135.00-178.00	166.14	178.00	400-499	115.00-133.50	125.30	133.50
				300-399	133.00-142.00	137.50	142.00

Stockers sold on a good active trade.

Stocker Sale at: **Ontario Stockyards Inc, May 30, 2013 – 909** stockers

STEERS	Price Range	Avg	Top	HEIFERS	Price Range	Avg	Top
1000+	97.50-116.00	105.62	120.00	900+	77.00-109.00	96.92	111.50
900-999	89.50-121.50	109.82	121.50	800-899	94.00-124.00	111.07	124.00
800-899	113.00-137.50	130.18	137.50	700-799	114.00-125.00	121.32	126.00
700-799	121.00-145.00	134.53	145.00	600-699	112.00-140.25	125.51	144.50
600-699	124.50-156.00	142.53	157.00	500-599	109.00-138.50	124.21	142.50
500-599	126.00-169.50	149.16	169.50	400-499	119.50-130.00	123.22	146.00
400-499	115.00-165.00	144.84	168.00	300-399	112.50-118.00	115.73	125.00
399-	133.00-149.00	139.14	149.00				

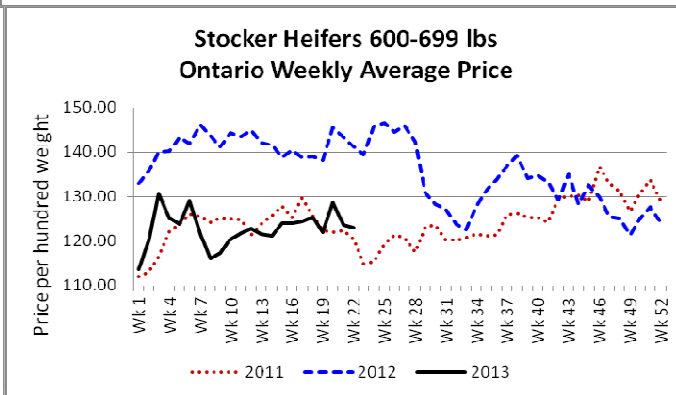
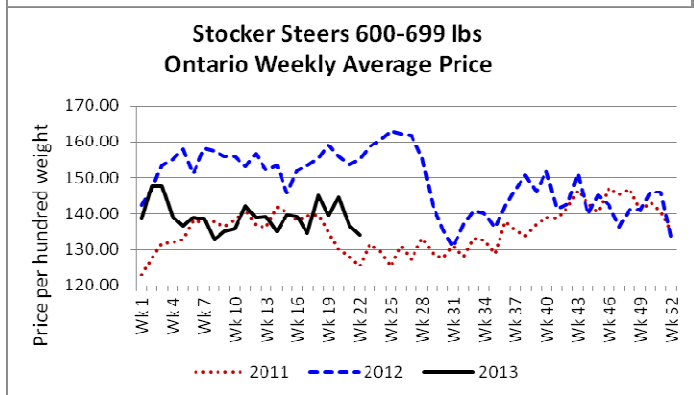
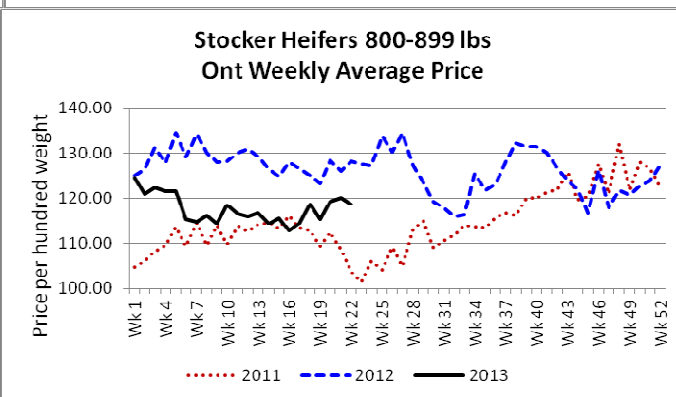
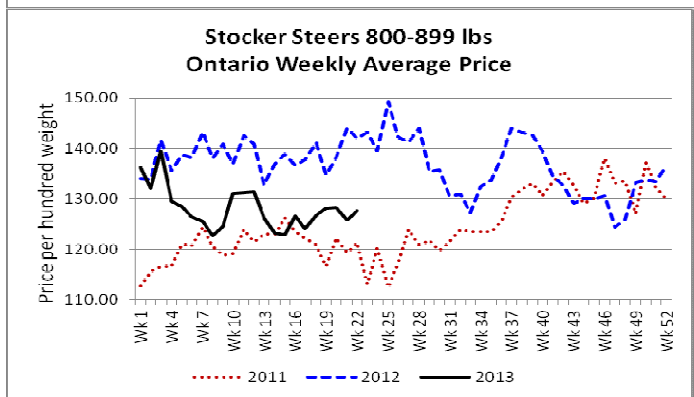
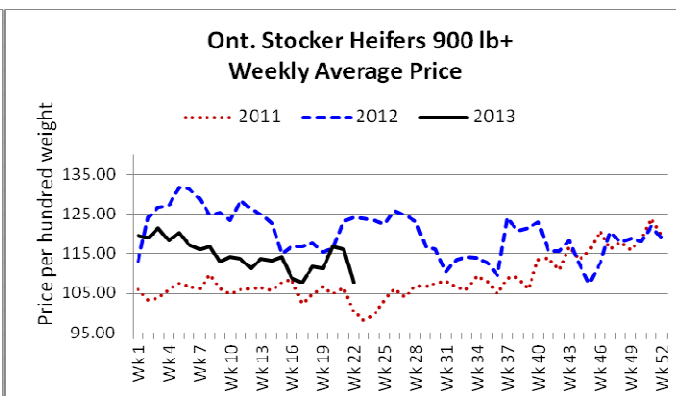
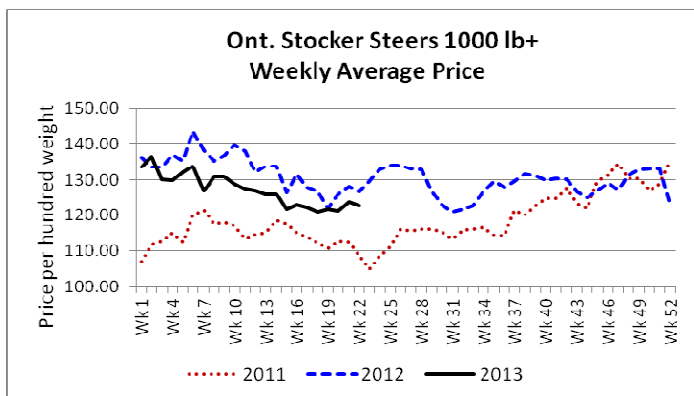
Replacements sold actively at fully steady prices.

Stocker Sale at: **Ottawa Livestock Exchange, May 30, 2013 – 114stockers**

STEERS	Price Range	Avg	Top	HEIFERS	Price Range	Avg	Top
700-799	91.00-140.00	118.50	140.00	600-699	96.00-124.00	114.14	124.00
600-699	90.00-157.00	132.22	157.00	500-599	112.00-128.00	124.17	128.00
500-599	98.00-152.00	131.11	152.00	400-499	104.00-133.00	121.44	133.00
400-499	107.00-148.00	130.00	148.00				
399-	39.00-122.00	92.00	160.00				

Stocker Sale at: **Brussels Livestock, May 30, 2013 – 130 stockers**

STEERS	Price Range	Avg	Top	HEIFERS	Price Range	Avg	Top
500-599	149.00-161.00	155.12	161.00	500-599	134.50-147.50	140.39	153.00
400-499	145.0-179.00	159.11	192.00	400-499	142.00-159.50	154.16	159.50
399-	102.00-135.00	121.83	135.00	300-399	135.00-145.00	144.25	145.00



QUEBEC ELECTRONIC AUCTION MARKET (F.O.B. the feedlot)

Week Ending **Thursday May 30, 2013**

A1, A2 Steers

Price
\$207.50-\$209.75

Change from last week
+4.45

ALBERTA DIRECT TRADE

The Alberta direct trade saw a good strong week with Canfax reporting live steers trading at \$123.50, up \$4.20 from last week, on average. On the rail prices for both steers and heifers ranged from \$200.50-\$202.75 up \$2.91 and \$2.54 respectively.

Steers	Live	123.50	Flat rail	200.50-202.75
Heifers	Live	N/T	Flat rail	200.50-202.75

U.S. BOXED BEEF CUT-OUT VALUES (U.S. funds)

	Choice 600-900	Select 600-900
Cutout Values: (noon estimate)	207.31	187.51
Change: (from yesterday's close)	-1.24	-1.58
Current 5 day average:	209.37	190.26

U.S. TRADE (U.S. funds)

The U.S. cash cattle trade remained untested until this afternoon (Friday). Light to moderate trade in the south saw prices fully steady to last week at \$124.00 live. Very light trade in the north is also steady with sales from \$199.00-\$200.00 dressed. Business is expected to continue, especially in the north, with asking prices at \$125.00 plus live and \$200.00 plus dressed.

Choice and select steers and heifers:	Live	124.00
	Rail	199.00-200.00

CHICAGO MERCANTILE EXCHANGE

Closing quotes on futures today were as follows:

Live Cattle			Feeder Cattle			Corn			Soybeans			Canadian \$				
\$/cwt US			\$/cwt US			\$/bu US		¢/bu		\$/bu US		¢/bu				
Jun	121.30	+0.95	Aug	144.32	+0.15	Jul	6.620	+7.6	Jul	15.100	+14.2	Spot	96.47	-0.62		
Aug	120.45	+1.40	Sep	146.57	+0.22	Sep	5.972	+5.4	Aug	14.376	+11.0	Jun	96.42	-0.63		
Oct	123.75	+0.67	Oct	148.12	+0.12	Dec	5.672	+4.4	Sept	13.472	+13.0	Sep	96.21	-0.63		
Dec	125.85	+0.87	Nov	149.72	+0.37	Mar	5.770	+4.2	Nov	13.042	+15.0	Dec	96.01	-0.64		
Feb	127.22	+0.90	Jan	149.50	+0.10	May	5.826	+3.2	Jan	13.100	+15.4	Mar	95.80	-0.64		
Apr	128.97	+0.90	Mar	150.40	-0.15	Jul	5.874	+1.6	Mar	13.102	+15.2	Jun	95.59	-0.64		

Ontario Cattlemen's Association, 130 Malcolm Rd., Guelph, ON N1K 1B1 Phone: (519) 824-0334 Fax: (519) 824-1930 or email: mktinfo@cattle.guelph.on.ca