

The following information is collected from various sources and disseminated by the Ontario Cattlemen's Association.

**Friday, June 7, 2013**

**ONTARIO DIRECT TO PACKER RAILGRADE PRICES**

Prices are on a carcass weight basis, before grade and weight discounts. (Price for today, regardless of delivery day)

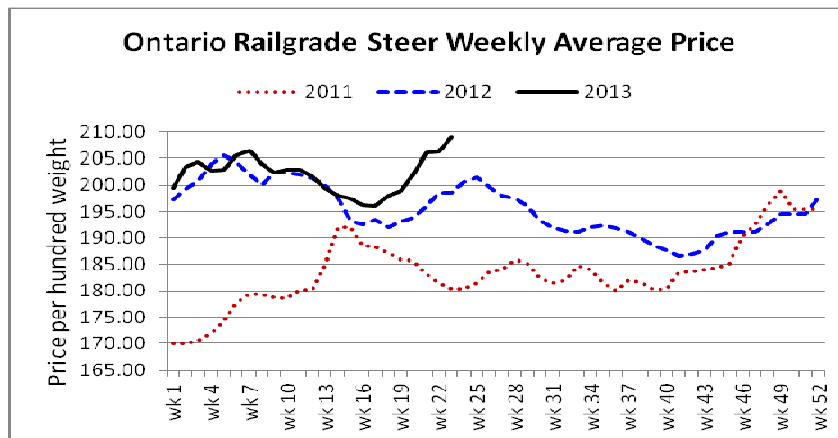
**A grade steers** 206.00-210.00

**A grade heifers** 205.00-209.00

Today at: **Brussels Livestock – 1,200** stockers on offer

STEERS	Price Range	Avg	Top	HEIFERS	Price Range	Avg	Top
<b>1000+</b>	114.00-119.50	117.12	139.25	<b>900+</b>	112.00-119.25	115.88	119.25
<b>900-999</b>	123.75-135.50	129.97	135.50	<b>800-899</b>	113.00-121.00	118.25	121.00
<b>800-899</b>	124.00-138.50	133.11	149.00	<b>700-799</b>	114.00-137.00	123.97	137.00
<b>700-799</b>	125.00-147.00	137.11	147.00	<b>600-699</b>	117.00-125.50	122.39	127.50
<b>600-699</b>	116.00-144.50	132.03	145.00	<b>500-599</b>	120.00-150.00	139.46	150.00
<b>500-599</b>	120.00-150.00	138.90	154.50	<b>400-499</b>	118.00-155.00	133.72	155.00
<b>400-499</b>	112.00-145.00	131.46	148.00	<b>300-399</b>	100.00-145.00	126.00	14.00
<b>399-</b>	98.00-142.00	125.71	142.00				

All classes of cattle traded on a strong active market at prices steady to last week.



This week's average price is record high for the month of June, and the highest weekly average price since the spring of 2001 where the weekly average price reached \$210.50, with this week's average price at \$209.00.

Ontario Auction Sales on **Thursday** saw weighted prices for:

	Volume	Price Range	Avg	Top
<b>Large &amp; Medium Frame Fed Steers +1250</b>	128	109.00-135.00	125.09	140.00
<b>Large &amp; Medium Frame Fed Heifers +1000</b>	118	117.50-128.75	124.39	128.75
<b>Cows</b>	634	61.03-83.07	72.07	116.50
<b>Bulls</b>	31	80.55-99.00	89.32	101.00
<b>Veal calves 600 lbs +</b>	161	81.20-133.27	94.42	167.00
<b>Veal calves 125 lbs &amp; under</b>	116	90.00-170.00	145.29	177.00

Stocker Sale at: **Ontario Livestock Exchange, June 6, 2013 – 172** stockers

STEERS	Price Range	Avg	Top	HEIFERS	Price Range	Avg	Top
<b>700-799</b>	110.00-139.00	126.63	139.00	<b>900+</b>	104.50-121.50	114.38	121.50
<b>600-699</b>	109.50-129.00	113.08	153.00	<b>800-899</b>	113.00-122.00	117.00	122.00
<b>500-599</b>	122.00-146.00	135.25	156.00	<b>700-799</b>	105.00-119.00	114.00	126.00
<b>400-499</b>	154.00-173.00	166.50	173.00	<b>600-699</b>	120.00-141.50	133.0	141.50
<b>399-</b>	75.00-152.00	113.25	186.00	<b>500-599</b>	123.00-139.00	133.27	139.00
				<b>400-499</b>	115.00-151.00	146.05	151.00

Stocker Sale at: **Ontario Stockyards Inc, June 6, 2013 – 529** stockers

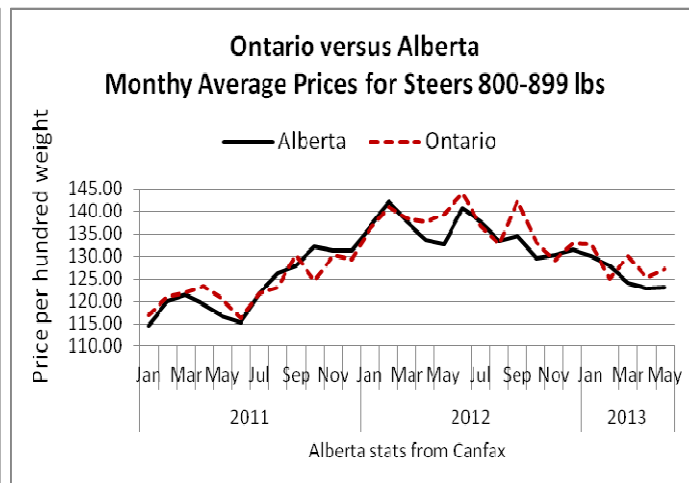
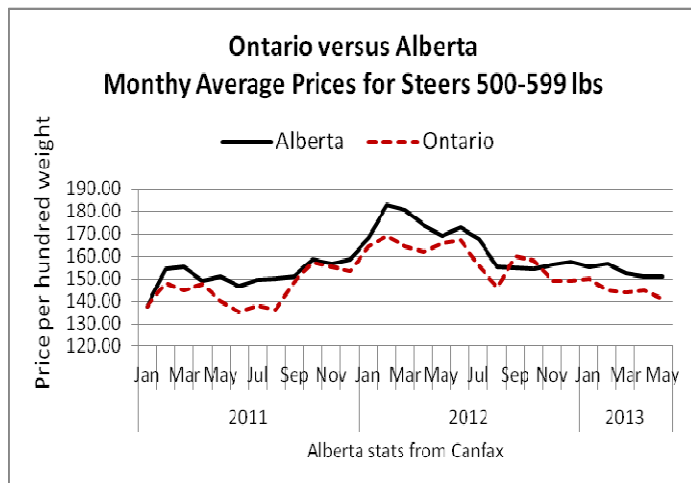
STEERS	Price Range	Avg	Top	HEIFERS	Price Range	Avg	Top
1000+	100.50-121.50	108.78	121.50	900+	105.00-111.00	107.90	111.00
900-999	107.00-131.00	122.27	131.00	800-899	114.50-124.00	119.73	129.50
800-899	110.00-133.00	120.79	133.00	700-799	115.00-130.50	121.98	130.50
700-799	117.50-137.00	128.79	137.00	600-699	112.50-130.00	120.90	133.00
600-699	128.00-158.50	142.40	158.50	500-599	114.00-136.00	127.95	142.00
500-599	110.00-154.00	134.93	161.00	400-499	115.00-144.00	130.91	147.00
400-499	130.00-157.00	144.93	158.00	300-399	100.00-133.00	119.61	133.00
399-	120.00-155.00	134.14	155.00				

Stocker Sale at: **Ottawa Livestock Exchange, June 6, 2013 – 171** stockers

STEERS	Price Range	Avg	Top	HEIFERS	Price Range	Avg	Top
800-899	79.00-135.00	122.67	135.00	700-799	98.00-119.00	113.86	119.00
700-799	122.00-137.00	130.07	137.00	600-699	108.00-121.50	117.15	123.00
600-699	116.00-162.00	135.00	162.00	500-599	112.00-129.00	124.47	129.00
500-599	117.00-159.00	134.67	159.00	400-499	104.00-145.00	127.22	145.00
400-499	117.00-159.00	141.00	159.00	300-399	103.00-129.00	112.67	129.00
399-	56.00-175.00	118.31	175.00	299-	106.00-190.00	144.43	190.00

Stocker Sale at: **Brussels Livestock, June 6, 2013 – 114** stockers

STEERS	Price Range	Avg	Top	HEIFERS	Price Range	Avg	Top
500-599	136.50-162.00	152.50	162.00	400-499	129.00-158.00	147.00	158.00
400-499	130.00-160.00	146.23	165.00	300-399	127.00-154.00	148.60	154.00
399-	120.00-176.00	150.94	205.00				



**QUEBEC ELECTRONIC AUCTION MARKET (F.O.B. the feedlot)**

Week Ending **Thursday June 6, 2013**

**A1, A2 Steers**

**Price**

**\$207.50-\$208.00**

**Change from last week**

**-0.65**

**ALBERTA DIRECT TRADE**

The Alberta direct trade was fully steady to stronger this week. Canfax reported live steers from \$122.00-\$123.75 averaging \$0.04 higher while steers on the rail traded from \$202.75-\$203.75, up \$1.39 from last week, on average. Heifers sold from \$200.40-\$203.75 flat rail, up \$0.96 on average from last week

**Steers** Live **122.00-123.75**

Flat rail **202.75-203.75**

**Heifers** Live **N/T**

Flat rail **200.40-203.75**

### U.S. BOXED BEEF CUT-OUT VALUES (U.S. funds)

	<b>Choice 600-900</b>	<b>Select 600-900</b>
<b>Cutout Values:</b> (noon estimate)	201.94	184.01
<b>Change:</b> (from yesterday's close)	-1.69	-0.83
<b>Current 5 day average:</b>	205.23	185.23

### U.S. TRADE (U.S. funds)

The U.S. cash cattle trade was just starting to develop at time of reporting. A few sales in the south had surfaced at prices \$2.00 lower than last week at \$122.00 live. Bids are currently sitting at \$121.00-\$122.00 live and \$196.0-\$198.00 dressed. Moderate to active trade should develop at any time however it is hard to say which side will give in. Sellers are reportedly holding out for at least steady prices as supplies are tight and buyers appear to be short bought. Buyers are reluctant to pay higher prices as the boxed beef prices have been under pressure this week as demand is weakening at the moment.

<b>Choice and select steers and heifers:</b>	Live	122.00
	Rail	N/T

### CHICAGO MERCANTILE EXCHANGE

Closing quotes on futures today were as follows:

<b>Live Cattle</b>			<b>Feeder Cattle</b>			<b>Corn</b>			<b>Soybeans</b>			<b>Canadian \$</b>		
\$/cwt US			\$/cwt US			\$/bu US			¢/bu					
<b>Jun</b>	120.12	-0.32	<b>Aug</b>	143.62	-1.02	<b>Jul</b>	6.662	+3.0	<b>Jul</b>	15.282	+1.0	<b>Spot</b>	97.43	+0.47
<b>Aug</b>	119.22	-0.80	<b>Sep</b>	145.80	-1.10	<b>Sep</b>	5.914	+13.4	<b>Aug</b>	14.562	+6.4	<b>Jun</b>	97.90	+0.49
<b>Oct</b>	122.60	-0.47	<b>Oct</b>	147.67	-1.07	<b>Dec</b>	5.574	+10.2	<b>Sept</b>	13.740	+18.6	<b>Sep</b>	97.68	+0.49
<b>Dec</b>	125.02	-0.27	<b>Nov</b>	149.40	-0.97	<b>Mar</b>	5.686	+10.0	<b>Nov</b>	13.302	+24.4	<b>Dec</b>	97.48	+0.48
<b>Feb</b>	126.45	-0.27	<b>Jan</b>	149.40	-0.75	<b>May</b>	5.760	+10.0	<b>Jan</b>	13.352	+24.4	<b>Mar</b>	97.26	+0.47
<b>Apr</b>	127.97	-0.35	<b>Mar</b>	150.35	-0.90	<b>Jul</b>	5.822	+9.4	<b>Mar</b>	13.304	+20.2	<b>Jun</b>	97.05	+0.46

Ontario Cattlemen's Association, 130 Malcolm Rd., Guelph, ON N1K 1B1 Phone: (519) 824-0334 Fax: (519) 824-1930 or email: [mktinfo@cattle.guelph.on.ca](mailto:mktinfo@cattle.guelph.on.ca)