

The following information is collected from various sources and disseminated by the Ontario Cattlemen's Association.

Friday, June 14, 2013

ONTARIO DIRECT TO PACKER RAILGRADE PRICES

Prices are on a carcass weight basis, before grade and weight discounts. (Price for today, regardless of delivery day)

A grade steers 206.00-209.00

A grade heifers 205.00-208.00

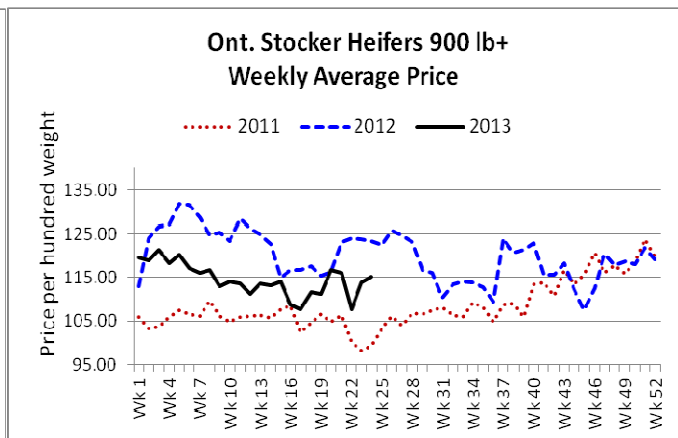
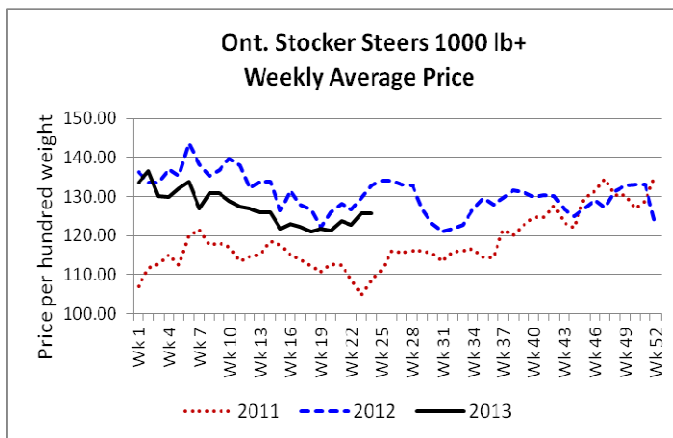
Today at: **Brussels Livestock – 950 stockers on offer**

STEERS	Price Range	Avg	Top	HEIFERS	Price Range	Avg	Top
1000+	114.50-126.50	121.13	126.75	900+	116.00-121.00	118.52	123.50
900-999	122.50-132.00	126.84	135.50	800-899	118.50-123.75	121.62	127.00
800-899	126.00-137.00	131.77	138.00	700-799	121.25-129.00	125.15	129.00
700-799	133.00-145.00	140.13	145.00	600-699	127.00-142.00	133.28	147.00
600-699	133.00-164.00	149.83	164.00	500-599	141.00-150.00	146.33	150.00
500-599	129.00-155.50	146.42	167.50	400-499	134.00-166.00	152.87	166.00
400-499	135.00-158.00	146.60	158.00	300-399	142.00-152.00	145.60	152.00
399-	136.00-147.00	143.60	147.00				

All classes of stockers are selling on an active market with calves trading \$3.00-\$5.00 higher and yearlings \$2.00-\$3.00 higher.

Ontario Auction Sales on **Thursday** saw weighted prices for:

	Volume	Price Range	Avg	Top
Large & Medium Frame Fed Steers +1250	92	91.00-130.00	117.49	143.00
Large & Medium Frame Fed Heifers +1000	68	113.00-129.00	124.42	134.50
Cows	733	61.21-79.01	70.29	102.50
Bulls	34	83.69-95.26	89.08	103.00
Veal calves 600 lbs +	181	78.14-127.29	93.48	175.00
Veal calves 125 lbs & under	116	120.00-185.00	151.56	186.00



Stocker Sale at: **Ontario Livestock Exchange, June 13, 2013 – 175 stockers**

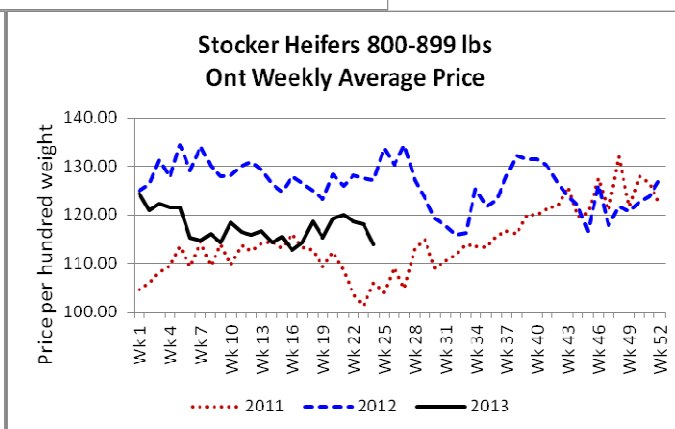
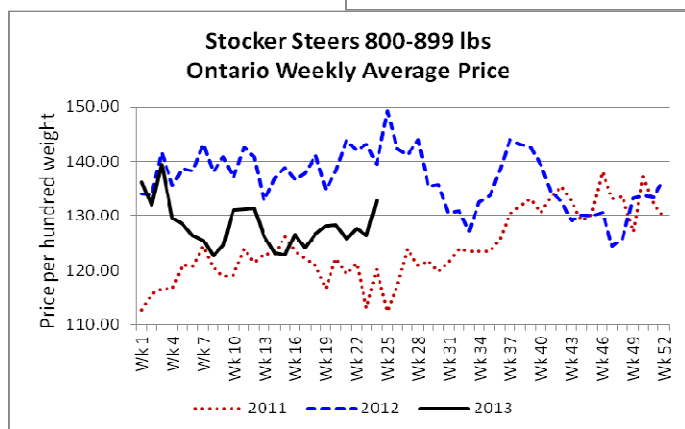
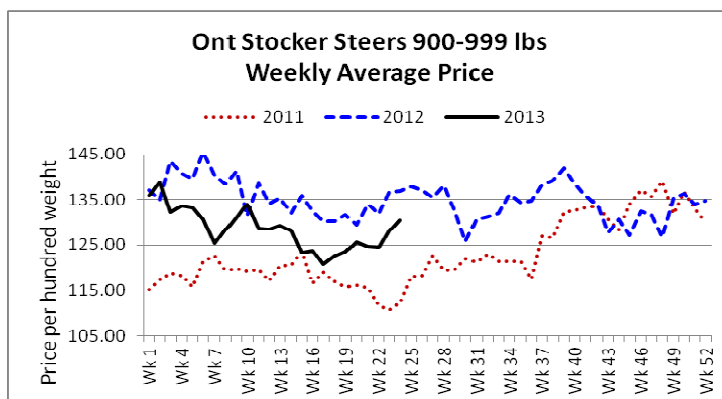
STEERS	Price Range	Avg	Top	HEIFERS	Price Range	Avg	Top
900-999	123.00-153.50	151.15	153.50	600-699	110.00-124.00	119.45	135.00
600-699	108.50-141.00	129.17	141.00	500-599	98.50-128.00	113.70	128.00
500-599	121.00-140.00	130.29	145.00	400-499	101.00-115.00	103.00	136.00
399-	104.00-126.00	117.96	127.00				

Stocker Sale at: **Ontario Stockyards Inc, June 13, 2013 – 415** stockers

STEERS	Price Range	Avg	Top	HEIFERS	Price Range	Avg	Top
1000+	103.50-120.00	113.38	120.00	900+	90.00-100.50	97.16	100.50
900-999	112.00-120.50	116.41	126.00	800-899	106.00-107.00	106.50	107.00
800-899	118.00-148.50	135.89	148.50	700-799	106.50-125.00	116.06	127.00
700-799	116.00-145.00	133.58	145.00	600-699	120.50-135.50	127.61	135.50
600-699	122.50-156.00	144.06	160.50	500-599	124.00-140.00	130.76	142.00
500-599	133.00-170.00	155.67	170.00	400-499	129.00-142.00	136.12	142.00
400-499	123.00-164.00	151.60	164.00	300-399	121.00-137.50	132.78	137.50
399-	125.00-143.00	136.28	143.00				

Stocker Sale at: **Ottawa Livestock Exchange, June 13, 2013 – 80** stockers

STEERS	Price Range	Avg	Top	HEIFERS	Price Range	Avg	Top
800-899	125.62-126.47	126.05	126.47	400-499	109.00-145.00	128.14	145.00
600-699	99.00-128.00	114.67	134.00				
500-599	102.00-136.50	127.75	136.50				
400-499	80.00-177.00	139.80	177.00				
399-	70.00-175.00	129.89	175.00				



QUEBEC ELECTRONIC AUCTION MARKET (F.O.B. the feedlot)

Week Ending	Price	Change from last week
Thursday June 6, 2013	\$206.00-\$207.50	-1.05

A1, A2 Steers

ALBERTA DIRECT TRADE

The Alberta direct trade was \$2.00-\$3.00 easier this week, with prices for the week as follows:

Steers	Live	118.60-122.00	Flat rail	198.75-199.75
Heifers	Live	N/T	Flat rail	199.75

CANADIAN BOXED BEEF CUT-OUT VALUES

Week Ending	AAA	AA
May 31, 2013	1.9696	1.9207
May 24, 2013	1.9298	1.9183
May 17, 2013	1.9531	1.8920

U.S. BOXED BEEF CUT-OUT VALUES (U.S. funds)

	Choice 600-900	Select 600-900
Cutout Values: (noon estimate)	200.15	183.55
Change: (from yesterday's close)	-0.48	-0.82
Current 5 day average:	202.03	182.93

U.S. TRADE (U.S. funds)

The U.S. cash cattle trade is seeing light to moderate trade develop in all feeding states with prices \$2.00 lower than last week. Prices are currently reported at \$120.00 live and \$195.00 dressed with business still in progress.

Choice and select steers and heifers:	Live	120.00
	Rail	195.00

CHICAGO MERCANTILE EXCHANGE

Closing quotes on futures today were as follows:

Live Cattle		Feeder Cattle		Corn		Soybeans		Canadian \$	
\$/cwt US		\$/cwt US		\$/bu US		¢/bu			
Jun	119.00 -0.85	Aug	143.40 -2.07	Jul	6.550 +11.4	Jul	15.164 +6.2	Spot	98.32 +0.11
Aug	118.32 -0.75	Sep	146.22 -1.52	Sep	5.716 +1.2	Aug	14.340 +7.2	Jun	98.32 +0.12
Oct	121.87 -0.97	Oct	148.40 -0.95	Dec	5.330 -2.2	Sept	13.424 +1.0	Sep	98.10 +0.12
Dec	124.57 -0.85	Nov	149.80 -1.42	Mar	5.440 -2.4	Nov	12.982 -2.2	Dec	97.89 +0.12
Feb	125.65 -1.05	Jan	149.72 -1.32	May	5.514 -2.4	Jan	13.036 -3.0	Mar	97.67 +0.13
Apr	127.22 -0.87	Mar	151.75 +0.00	Jul	5.582 -2.4	Mar	13.036 -3.2	Jun	97.45 +0.13

Ontario Cattlemen's Association, 130 Malcolm Rd., Guelph, ON N1K 1B1 Phone: (519) 824-0334 Fax: (519) 824-1930 or email: mktinfo@cattle.guelph.on.ca