

The following information is collected from various sources and disseminated by the Ontario Cattlemen's Association.

**Friday, July 19, 2013**

## ONTARIO DIRECT TO PACKER RAILGRADE PRICES

Prices are on a carcass weight basis, before grade and weight discounts. (Prices for today, regardless of delivery day)

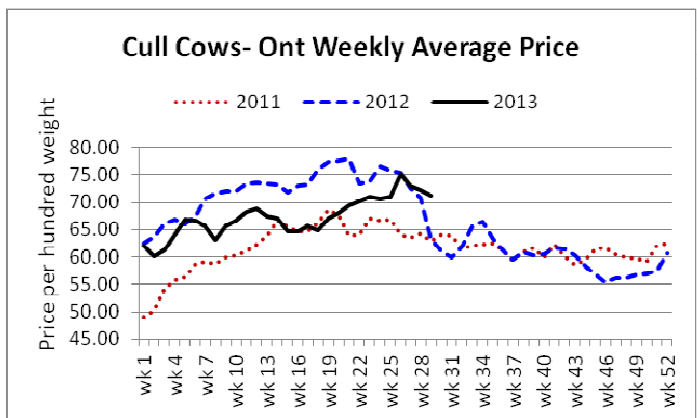
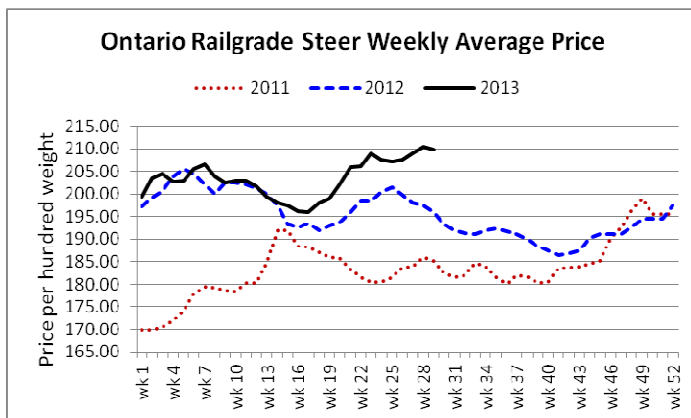
**A grade steers** 207.00-212.00

**A grade heifers** 206.00-211.00

Today at: **Brussels Livestock – 585** stockers on offer

STEERS	Price Range	Avg	Top	HEIFERS	Price Range	Avg	Top
<b>1000+</b>	123.50-130.75	127.52	134.50	<b>900+</b>	119.00-126.00	122.51	134.00
<b>900-999</b>	134.50-140.75	137.27	143.25	<b>800-899</b>	126.75-133.25	130.56	135.00
<b>800-899</b>	136.00-145.00	141.57	145.00	<b>700-799</b>	129.00-140.00	135.46	140.00
<b>700-799</b>	100.50-145.00	130.62	153.00	<b>600-699</b>	136.50-149.00	141.92	149.00
<b>600-699</b>	147.00-169.00	162.39	173.00	<b>500-599</b>	124.00-159.00	142.50	166.00
<b>500-599</b>	137.00-166.00	155.08	166.00	<b>400-499</b>	105.00-142.00	126.33	158.00

All classes of cattle sold on a strong active trade at steady prices.



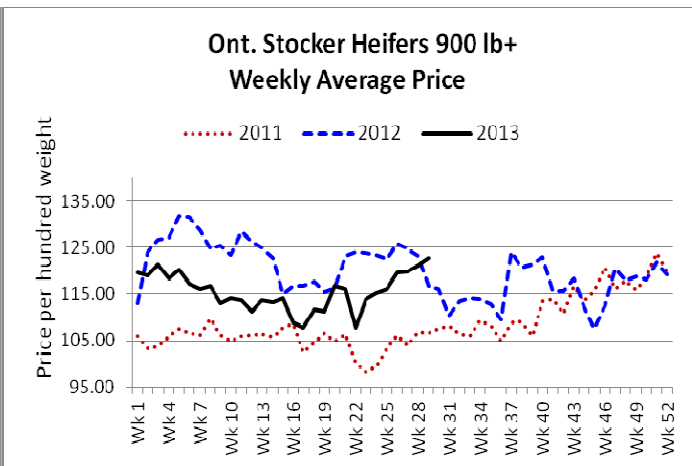
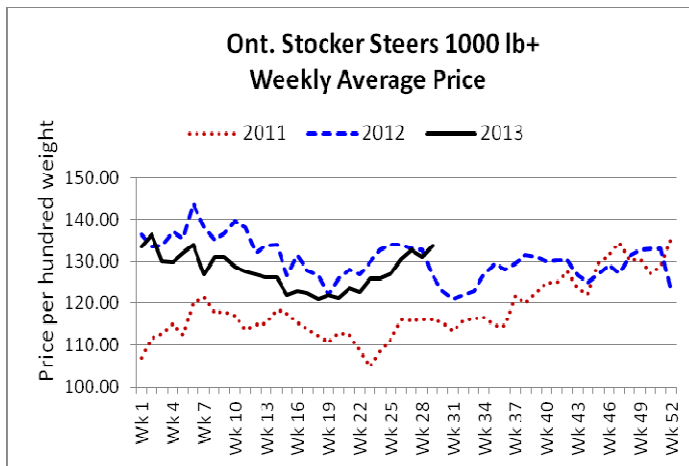
Ontario Auction Sales on **Thursday** saw weighted prices for:

	Volume	Price Range	Avg	Top
<b>Large &amp; Medium Frame Fed Steers +1250</b>	44	92.02-127.89	116.15	137.00
<b>Large &amp; Medium Frame Fed Heifers +1000</b>	51	108.78-125.45	118.23	128.50
<b>Cows</b>	439	65.48-82.15	73.01	97.00
<b>Bulls</b>	12	85.29-94.54	90.29	98.00
<b>Veal calves 600 lbs +</b>	130	90.35-135.83	103.95	170.00
<b>Veal calves 125 lbs &amp; under</b>	83	39.00-102.00	75.82	109.00

Stocker Sale at: **Ontario Livestock Exchange, July 18, 2013 – 139** stockers

STEERS	Price Range	Avg	Top	HEIFERS	Price Range	Avg	Top
<b>900-999</b>	129.0-135.50	133.88	135.50				
<b>500-599</b>	130.00-137.00	133.32	137.00				
<b>400-499</b>	99.00-169.00	134.32	169.00				

Stockers sold on a good firm trade.



At this time last year most of Ontario was suffering from drought like conditions with pastures drying up and poor to no hay yields. At this time last year we saw an increase of stockers and cull cows coming off of pasture and going to market early for that same reason, which put downward pressure on prices at that time as noted in the graphs.

Stocker Sale at: **Ontario Stockyards Inc., July 18, 2013 – 153 stockers**

STEERS	Price Range	Avg.	Top	HEIFERS	Price Range	Avg.	Top
900-999	108.50-134.50	126.62	134.50	900+	115.00	115.00	120.50
800-899	137.50-149.75	144.51	155.00	800-899	110.00-132.00	120.24	132.00
700-799	135.00-146.00	139.67	152.00	700-799	126.50-142.50	131.33	142.50
600-699	150.00-180.00	165.23	180.00	600-699	120.00-126.00	123.99	126.00
500-599	90.00-170.00	128.39	184.00	500-599	120.00-131.00	125.62	131.00

A light run of replacement cattle sold actively at steady to stronger prices.

**U.S. BOXED BEEF CUT-OUT VALUES (U.S. funds)**

	Choice	Select
<b>600-900</b>	<b>189.51</b>	<b>184.32</b>
<b>Cutout Values:</b> (noon estimate)		
<b>Change:</b> (from yesterday's close)	<b>+0.21</b>	<b>+0.59</b>
<b>Current 5 day average:</b>	<b>190.29</b>	<b>183.89</b>

**QUEBEC ELECTRONIC AUCTION MARKET (F.O.B. the feedlot)**

Week Ending <b>Thursday, July 11, 2013</b>	Price	Change from last week
<b>A1, A2 Steers</b>	<b>\$206.00-\$208.25</b>	<b>-\$0.36</b>

**ALBERTA DIRECT TRADE**

The Alberta direct trade for Thursday was light with prices on steers fully steady while heifers averaged \$1.00 lower on the rail. Prices for the week are reported by Canfax at:

<b>Steers</b>	Live	120.00	Flat rail	196.50-198.75
<b>Heifers</b>	Live	N/T	Flat rail	196.50-197.50

**U.S. TRADE (U.S. funds)**

The U.S. cash cattle trade was moderate today in all feeding states with prices fully steady to last week.

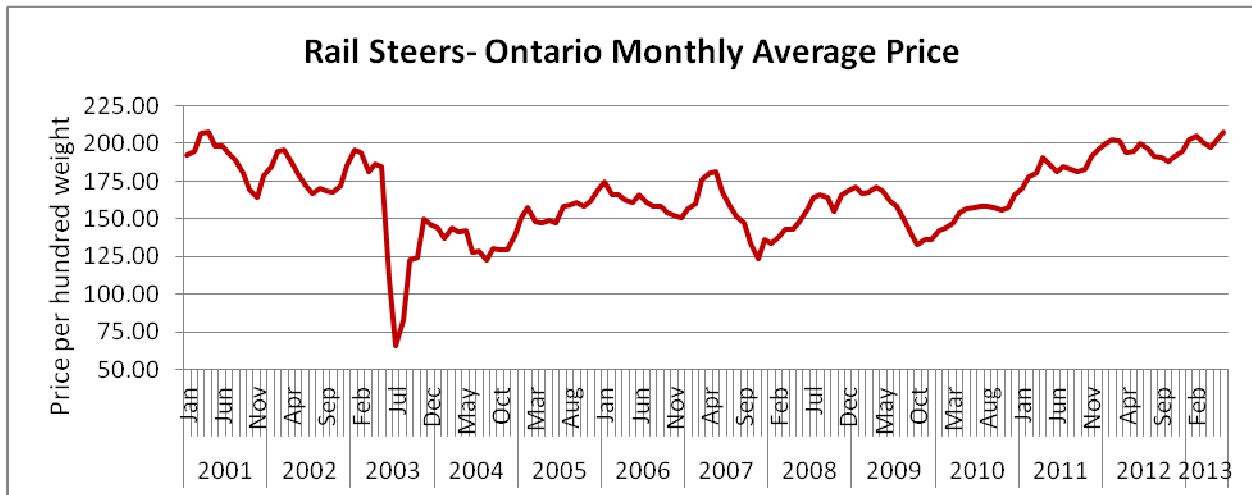
<b>Choice and select steers and heifers:</b>	Live	119.00
	Rail	193.00

## CHICAGO MERCANTILE EXCHANGE

Closing quotes on futures today were as follows:

<b>Live Cattle</b>		<b>Feeder Cattle</b>		<b>Corn</b>		<b>Soybeans</b>		<b>Canadian \$</b>	
\$/cwt US		\$/cwt US		\$/bu US		¢/bu			
<b>Aug</b>	121.97 -0.12	<b>Aug</b>	152.25 +0.17	<b>Sep</b>	5.440 +3.0	<b>Aug</b>	14.906 +21.4	<b>Spot</b>	96.46 +0.15
<b>Oct</b>	126.22 -0.25	<b>Sep</b>	155.25 +0.20	<b>Dec</b>	5.006 +0.0	<b>Sept</b>	13.260 +9.6	<b>Sep</b>	96.31 +0.14
<b>Dec</b>	128.72 -0.15	<b>Oct</b>	157.20 +0.30	<b>Mar</b>	5.126 -0.2	<b>Nov</b>	12.740 +8.2	<b>Dec</b>	96.10 +0.14
<b>Feb</b>	130.12 +0.05	<b>Nov</b>	158.15 +0.25	<b>May</b>	5.204 -0.2	<b>Jan</b>	12.792 +8.2	<b>Mar</b>	95.89 +0.14
<b>Apr</b>	131.05 -0.15	<b>Jan</b>	158.50 +0.10	<b>Jul</b>	5.264 -0.4	<b>Mar</b>	12.776 +9.0	<b>Jun</b>	95.68 +0.14
<b>Jun</b>	127.15 -0.15	<b>Mar</b>	159.40 +0.20	<b>Sep</b>	5.262 +0.4	<b>May</b>	12.720 +8.2	<b>Sep</b>	95.48 +0.14

Ontario Cattlemen's Association, 130 Malcolm Rd., Guelph, ON N1K 1B1 Phone: (519) 824-0334 Fax: (519) 824-1930 or email: [mktinfo@cattle.guelph.on.ca](mailto:mktinfo@cattle.guelph.on.ca)



The week ending July 11, 2013 the weekly average price for rail steers matched the highest weekly average price recorded at \$210.50, which was set the week ending April 12, 2001. This week rail prices were \$0.75 lower on average than last week and \$13.75 stronger than last year at this time.