

Daily Market Information Report

The following information is collected from different sources and disseminated by the Ontario Cattlemen's Association.

Thursday, August 22, 2013

ONTARIO DIRECT TO PACKER RAILGRADE PRICES

Prices are on a carcass weight basis, before grade and weight discounts. (Price for today, regardless of delivery day)

Prices reported for Wednesday, August 21, 2013

A grade steers 208.00-211.00
A grade heifers 207.00-210.00

ONTARIO LIVE CATTLE TRADE

Today at: **Ontario Livestock Exchange – 314 fed cattle, 480 cows, and 120 stockers, 30 veal**

	Price Range	Top
Good fed steers	126.00-131.50	133.25
Good fed heifers	122.00-129.75	135.00
Good Cows	70.00-84.00	96.00
Steers 700+	119.00-133.00	151.00
Steers 500-700 lbs	129.00-175.00	205.00
Heifers 700+	112.00-130.00	
Lightweight heifers	121.00-180.00	202.00

Cows sold at prices \$1.00 higher. Fed steers and heifers sold actively at prices firm to \$1.00 higher. Stockers sold on a very active market at strong prices.

Today at: **Ontario Stockyards Inc. –485 stockers**

STEERS	Price Range	Avg.	Top	HEIFERS	Price Range	Avg.	Top
1000+	76.50-94.00	82.90	139.50	900+	132.75-138.50	136.62	138.50
900-999	137.25-145.00	141.16	145.00	800-899	129.00-148.00	140.51	148.00
800-899	139.50-128.00	150.97	158.00	700-799	135.00-150.75	142.36	150.75
700-799	137.00-170.00	152.92	170.00	600-699	121.50-150.50	134.84	156.50
600-699	140.50-170.00	155.18	170.00	500-599	120.00-147.00	136.13	159.00
500-599	133.00-182.00	158.14	182.00	400-499	117.50-137.50	130.27	150.00
400-499	135.00-185.00	154.59	201.00				
399-	175.00-198.00	191.26	198.00				

A good active sale with yearlings selling \$2.00-\$3.00 higher. Sept 17th @11:00 am- Special Fall Yearling Sale.

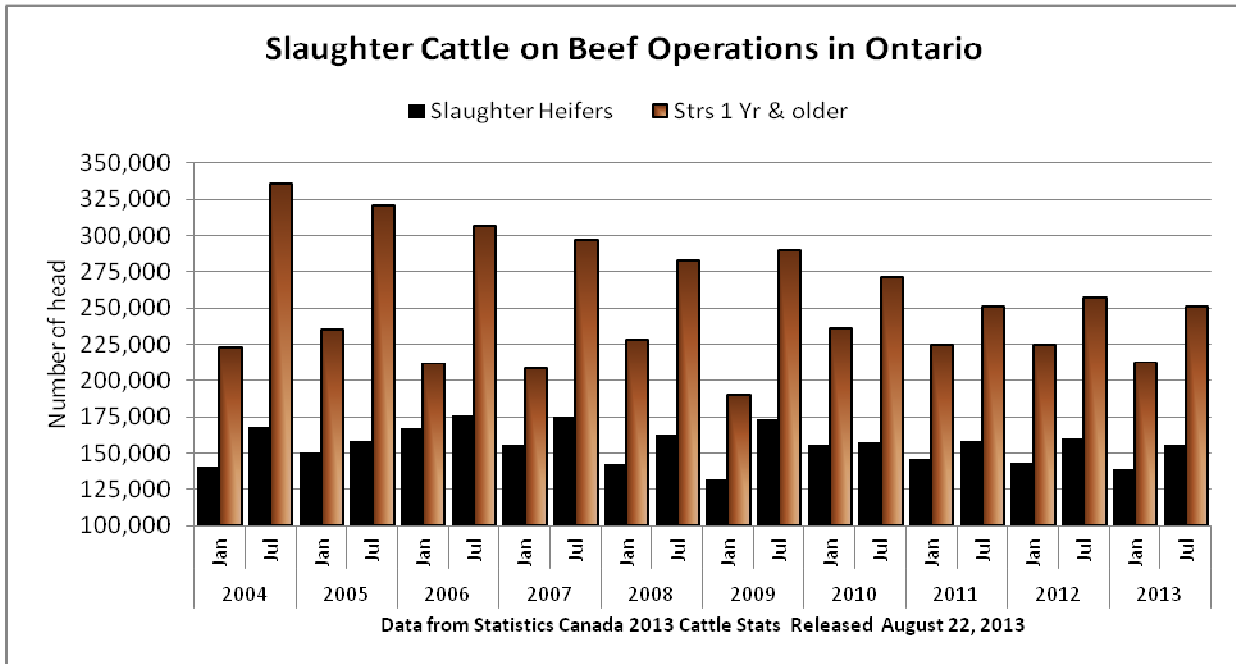
Today at: **Brussels Livestock- 165 veal**

	Price Range	Top
Veal: Good Beef Calves	120.00-150.00	173.00
Good Holsteins	100.00-110.00	139.00
Med. Holsteins	90.00-100.00	
Heavy Holsteins	95.00-105.00	

Beef veal calves sold on a slightly higher market while Holstein calves traded fully steady.

At: **Aylmer Stockyards Inc., Aug 20, 2013 – 14 veal, 104 cows, 8 bull & 107 replacement calves**

	Price Range		Price Range
Good Cows	70.00-80.00 top \$106.00	Good & choice veal	100.00-105.00 top 114.00
Med to plain cows	67.00-74.00	Plain & heavy veal	95.00-100.00
Bulls	80.00-89.50	Replacement calves	\$85.00-\$170.00 top \$280.00
Holstein steers	106.00-113.00		



Slaughter cattle volumes are always larger in July than in January, as demonstrated in the graph. Slaughter heifer volumes on beef operations in Ontario on July 1, 13 were 155,500 head, down 4,700 less than July 2012 and 2,300 less than there were July 1, 2011. However the lowest July volume since the data set began was on July 1, 2001 at 155,000 head, 500 less than the current volume. The volume of slaughter steers on beef operations in Ontario on July 1, 2013 was 251,100 head, down 5,700 from 2012, but up 400 head from 2011 and 20,000 less than July 1, 2010. July 1, 2013 is the second lowest volume of slaughter steers since the data set began in 2000.

Ontario Auction Sales on Wednesday saw weighted prices for:

	Volume	Price Range	Avg	Top
Large & Medium Frame Fed Steers +1250	37	122.03-129.81	126.59	142.00
Large & Medium Frame Fed Heifers +1000	64	124.00-128.50	126.20	133.75
Cows	381	59.54-84.43	72.26	89.50
Bulls	36	80.43-96.29	87.67	107.00
Veal under 125 lbs	189	50.00-107.00	84.26	115.00

Stocker sale at: **Ontario Livestock Exchange – Aug 20, 2013 – 530 stockers**

STEERS	Price Range	Avg	Top	HEIFERS	Price Range	Avg	Top
1000+	133.50-149.00	139.25	149.00	800-899	124.50-131.00	127.10	131.00
900-999	137.00-149.75	144.16	149.75				

ALBERTA DIRECT TRADE

The Alberta direct trade on Wednesday remained untested with buyer interest reported as “sluggish”. Canfax reports that bids were \$4.00-\$6.00 lower than last week’s trade and if they don’t improve today, very light trade is expected.

Steers	Live	N/T	Flat rail
Heifers	Live	N/T	Flat rail N/T

U.S. TRADE (U.S. funds)

The U.S. cash cattle trade remained at a standstill again today with just a few scattered bids in the south at \$121.00 live. Asking prices today are reported as poorly defined with just a few show lists priced at \$125.00-\$126.00 live and \$200.00-\$202.00 dressed. Active trade is not expected today, and possibly not until after the Cattle on Feed Report is released later Friday afternoon.

Choice and select steers and heifers:	Live	N/T
	Rail	N/T

U.S. BOXED BEEF CUT-OUT VALUES (U.S. funds)

Cutout Values: (noon estimate)
Change: (from yesterday's close)
Current 5 day average:

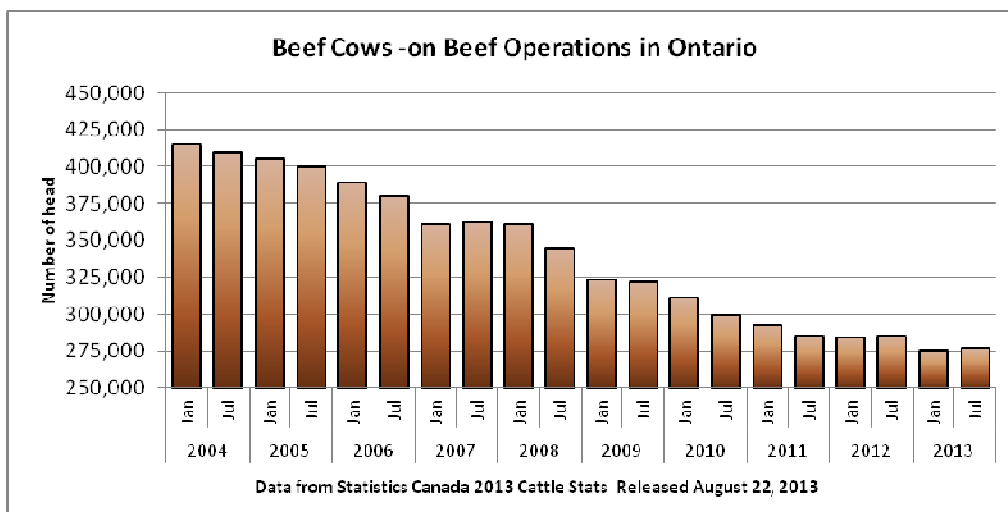
Choice	Select
195.92	185.31
+0.46	+0.87
194.79	185.50

CHICAGO MERCANTILE EXCHANGE

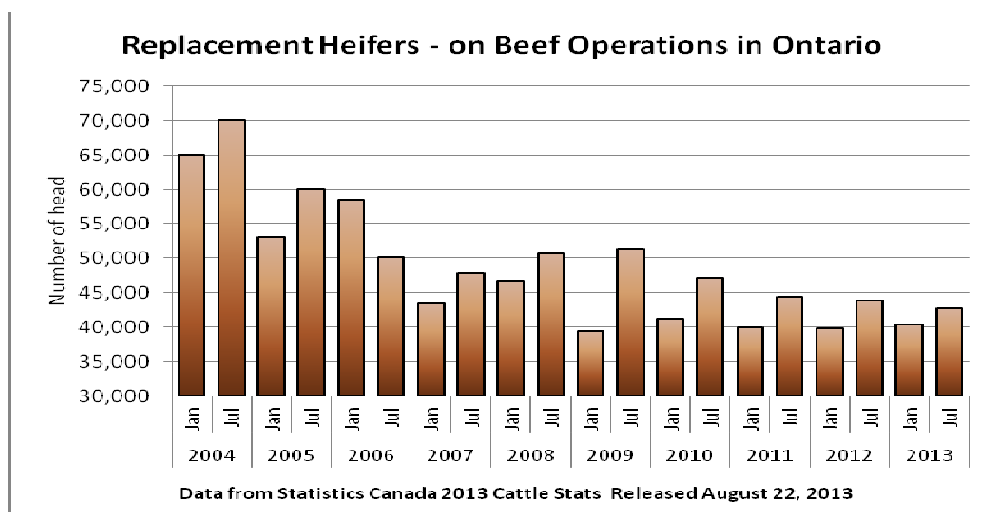
Closing quotes on futures today:

Live Cattle		Feeder Cattle		Corn		Soybeans		Canadian \$			
\$/cwt US		\$/cwt US		\$/bu US		¢/bu		\$/bu US		¢/bu	
Aug	123.35 -0.80	Aug	155.45 -0.12	Sep	4.874 -10.4	Sept	13.220 -11.0	Spot	95.03		-0.60
Oct	127.20 -0.77	Sep	157.70 +0.00	Dec	4.644 -18.6	Nov	12.866 -17.2	Sep	94.95		-0.60
Dec	129.72 -0.75	Oct	160.00 -0.07	Mar	4.770 -18.6	Jan	12.884 -17.0	Dec	94.75		-0.60
Feb	131.07 -0.62	Nov	160.45 +0.15	May	4.850 -18.0	Mar	12.692 -12.2	Mar	94.55		-0.59
Apr	131.90 -0.65	Jan	158.97 -0.17	Jul	4.906 -18.2	May	12.444 -9.6	Jun	94.36		-0.56
Jun	126.32 -0.55	Mar	158.22 +0.02	Sep	4.942 -16.4	Jul	12.466 -7.0	Sep	94.13		-0.57

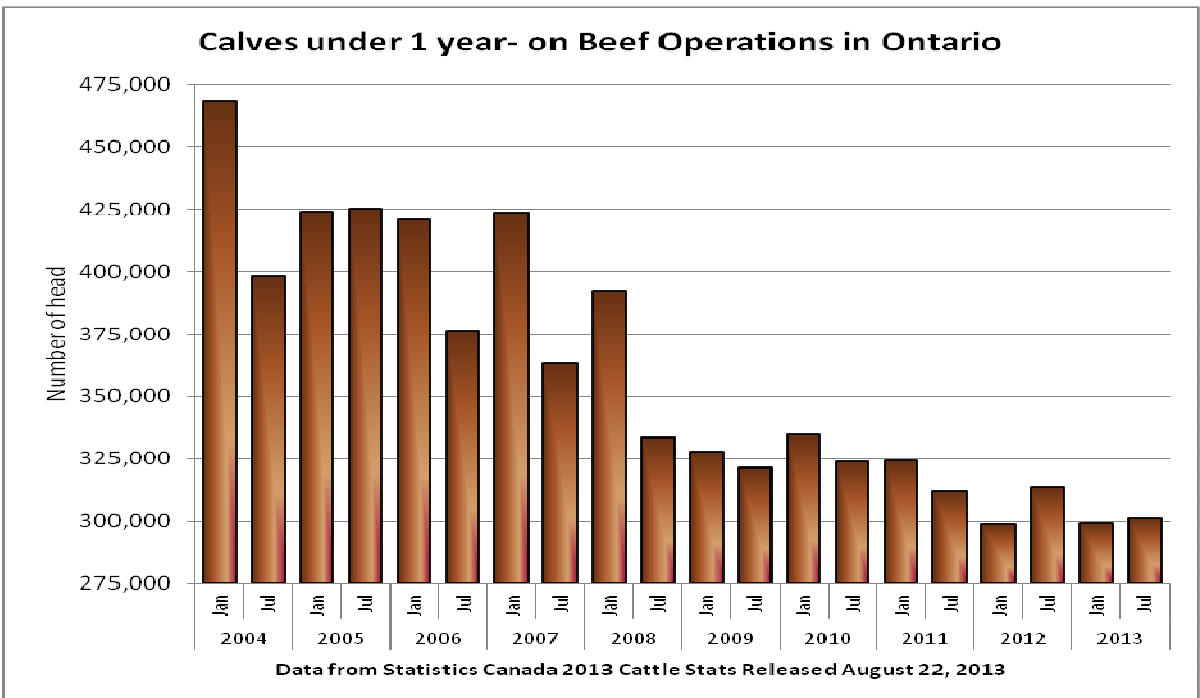
Ontario Cattlemen's Associations, 130 Malcolm Rd., Guelph, ON N1K 1B1 Phone: (519) 824-0334 Fax: (519) 824-9161 or email: mkinfo@cattle.guelph.on.ca



Beef cow volumes on beef operations in Ontario on July 1, 2013 were 276,300 head down 8,800 from July 1, 2012 and 8,600 less than July 1, 2011 and the lowest July volume recorded since this data set began in 2000.



Replacement heifer volumes on beef operations in Ontario on July 1, 2013 are reported at 42,700 down 1,100 from July 1, 2012 and 1,700 less than July 1, 2011. July 1, 2013 volume is the lowest July volume recorded since this data set began in 2000.



Calves under 1 year of age on beef operations in Ontario as of July 1, 2013 totaled 301,200 head down 12,500 from July 1, 2012 and 10,700 lower than July 1, 2011. July 1, 2013 volume is the lowest July 1st volume since the data set began in 2000.