



## Daily Market Information Report - Friday, December 6, 2013

The following information is collected from various sources and disseminated by Beef Farmers of Ontario.

### ONTARIO DIRECT TO PACKER RAILGRADE CATTLE TRADE

Prices are on a carcass weight basis before grade and weight discounts. (Prices for today regardless of delivery date).

<b>A Grade Steers</b>	212.00-216.00
<b>A Grade Heifers</b>	211.00-215.00

### ONTARIO LIVE CATTLE TRADE

Today at **Brussels Livestock: 1,450** Stockers on offer. (sale is in progress at time of reporting with 500 yearlings to sell)

<b>Steers</b>	<b>Price Range</b>	<b>Average</b>	<b>Top</b>	<b>Heifers</b>	<b>Price Range</b>	<b>Average</b>	<b>Top</b>
<b>1000+</b>	85.00-132.00	103.60	135.00	<b>+900 lbs</b>	114.00-134.50	122.79	134.50
<b>900-999</b>	130.00-145.00	141.22	145.00	<b>800-899</b>	136.00-143.50	139.09	143.50
<b>800-899</b>	110.00-165.25	144.65	169.50	<b>700-799</b>	125.00-144.00	137.55	144.00
<b>700-799</b>	137.00-167.00	152.66	170.00	<b>600-699</b>	126.00-149.00	140.20	149.00
<b>600-699</b>	145.00-170.50	163.53	170.50	<b>500-599</b>	130.00-159.00	145.20	165.00
<b>500-599</b>	147.00-180.50	170.83	187.00	<b>400-499</b>	142.00-179.00	163.06	182.00
<b>400-499</b>	151.00-193.00	174.93	195.00	<b>300-399</b>	147.00-175.00	161.75	190.00
<b>399-</b>	132.00-191.00	157.96	199.00	<b>299-</b>	102.00-167.00	145.00	167.00

All classes of cattle are trading on a strong active market at steady prices. Final results will be posted on Monday's report.

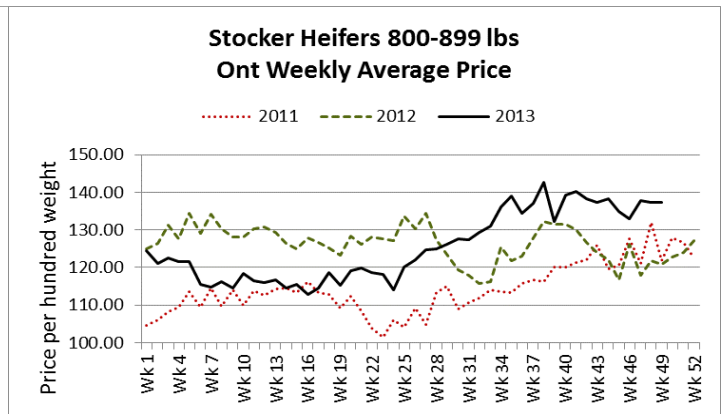
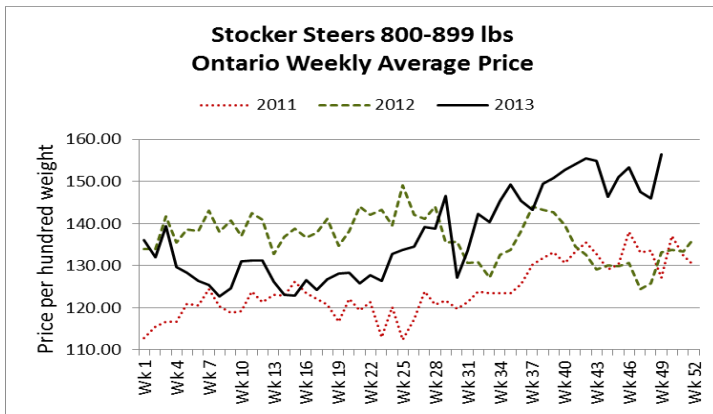
Ontario auction sales on **Thursday** saw weighted prices for:

	<b>Volume</b>	<b>Price Range</b>	<b>Average</b>	<b>Top</b>
Large & Medium Frame Fed Steers +1250 lbs	142	87.87-133.05	113.03	142.50
Large & Medium Frame Fed Heifers +1000 lbs	75	110.24-132.44	125.63	148.00
Cows	1,253	55.85-75.53	64.77	123.00
Bulls	38	68.25-91.64	80.44	104.50
Veal +600 lbs	170	13.41-177.46	150.09	208.00
Veal Calves 125 lbs & Under	114	52.00-146.00	106.10	150.00

Average prices for fed cattle were pressured lower due to a larger volume of OTM cattle and second cut coming to market. Good quality cattle were trading closer to the top end of the ranges with steers capping the market at \$142.50 while heifers reached \$148.00.

Stocker Sale at: **Ontario Livestock Exchange, December 5, 2013 – 230** Stockers

<b>Steers</b>	<b>Price Range</b>	<b>Average</b>	<b>Top</b>	<b>Heifers</b>	<b>Price Range</b>	<b>Average</b>	<b>Top</b>
<b>900-999</b>	121.00-136.00	126.53	136.00	<b>600-699</b>	122.00-147.00	137.65	147.00
<b>800-899</b>	102.00-133.50	122.71	133.50	<b>500-599</b>	127.50-147.00	139.30	147.00
<b>700-799</b>	123.00-147.00	136.67	147.00	<b>400-499</b>	90.00-142.00	117.00	152.00
<b>600-699</b>	137.00-153.50	146.29	153.50	<b>300-399</b>	85.00-155.00	120.40	155.00
<b>500-599</b>	109.00-150.00	132.08	174.00	<b>299-</b>	110.00-132.50	119.38	162.50
<b>400-499</b>	127.50-162.50	143.97	163.00				



*Steers 800-900 lbs and steers over 1000 lbs both set a new record high weekly average price this week.*

**Stocker Sale at: Ontario Stockyards Inc., December 5, 2013 – 1,505 Stockers**

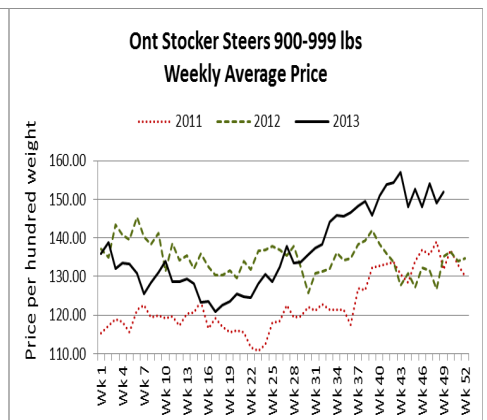
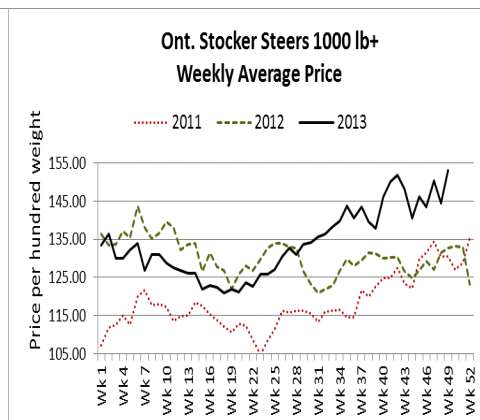
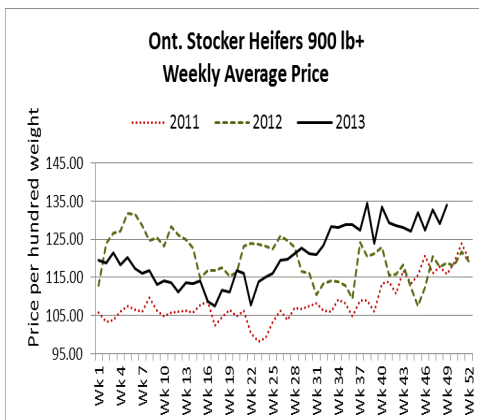
Steers	Price Range	Average	Top	Heifers	Price Range	Average	Top
+1000 lbs	84.00-133.00	107.00	141.00	+900 lbs	103.00-136.50	125.60	140.00
900-999	103.50-159.50	136.52	167.00	800-899	121.00-150.00	139.84	151.00
800-899	137.00-170.75	154.51	170.75	700-799	125.50-149.00	141.01	149.00
700-799	145.00-170.00	157.42	170.00	600-699	126.00-159.00	141.21	159.00
600-699	149.00-175.50	162.93	180.50	500-599	130.00-155.00	138.93	170.00
500-599	149.50-184.00	167.65	194.00	400-499	135.00-166.00	151.24	194.50
400-499	169.00-207.50	187.36	223.50	300-399	130.00-168.00	1523.97	177.00
399-	167.50-210.00	191.48	210.00	299-	145.00-180.00	154.40	180.00

**Stocker Sale at: Ottawa Livestock Exchange, December 5, 2013 – 340 Stockers**

Steers	Price Range	Average	Top	Heifers	Price Range	Average	Top
700-799	127.00-166.00	148.63	166.00	700-799	115.00-137.00	123.59	137.00
600-699	130.00-165.00	146.97	165.00	600-699	122.00-139.00	132.47	139.00
500-599	132.00-178.00	154.33	183.00	500-599	117.00-149.00	134.34	156.00
400-499	94.00-155.00	135.89	194.00	400-499	110.00-154.00	132.21	156.00
399-	66.00-163.00	118.19	173.00	300-399	92.00-134.00	113.55	147.00

**Stocker Sale at: Brussels Livestock, December 5, 2013 – 340 Stockers**

Steers	Price Range	Average	Top	Heifers	Price Range	Average	Top
500-599	146.00-159.00	150.93	163.00	500-599	139.00-153.00	144.85	153.00
400-499	142.00-176.00	159.82	190.00	400-499	135.00-159.00	149.97	179.00
399-	126.00-203.00	172.82	223.00	300-399	157.00-184.00	167.10	195.00



**CANADIAN BOXED BEEF CUT-OUT VALUES**

<b>Week Ending</b>	<b>AAA</b>	<b>AA</b>
November 22, 2013	2.0645	1.9868
November 15, 2013	1.9960	1.9124
November 8, 2013	1.9692	1.8960

Canadian Boxed beef prices for AAA beef averaged \$2.0645 per pound the week ending November 22, 2013 which is a new record high average weekly price with the previous record set the week ending June 29, 2013 at \$2.0162. This week's average price is up from \$1.9960 last week and compares to \$2.0966 (CDN) for USDA Choice. Canadian AA beef also set a new record weekly average price at \$1.9868 the week ending November 22, 2013 with the previous record set June 1, 2013 at \$1.9617. The November 22<sup>nd</sup> price is up from \$1.9124 the previous week and compares to \$1.9741 (CDN) for USDA Select for the same week.

**U.S. BOXED BEEF CUT-OUT VALUES (U.S. funds)**

	<b>Choice 600-900</b>	<b>Select 600-900</b>
<b>Cutout Values</b> (noon estimate):	202.02	187.68
<b>Change</b> (from yesterday's close):	-0.39	-1.94
<b>Current Five Day Average:</b>	202.93	190.30

**ALBERTA DIRECT TRADE**

Alberta direct trade this week saw live steers average \$1.00 higher with sales at \$127.50 while steers on the rail averaged \$1.72 higher from \$211.00-\$212.75 flat rail. Canfax also reported heifers as \$0.64 higher on average at \$126.75 live with rail prices down \$0.06 on average with sales from \$211.00-\$211.75 flat rail.

<b>Steers</b>	Live	127.50	Flat Rail	211.00-212.75
<b>Heifers</b>	Live	126.75	Flat Rail	211.00-211.75

**QUEBEC ELECTRONIC AUCTION MARKET (F.O.B. THE FEEDLOT)**

Week Ending Thursday, Dec 5, 2013	Price	Change from Last Week
212.50-213.50	212.75-214.75	+\$0.90

**U.S. TRADE (U.S. funds)**

The U.S. cash cattle trade moderate to active trade developed in all feeding states on Thursday afternoon with prices steady to \$1.00 lower. The Mandatory Price Report for this week reports live steers and heifers trading from \$130.00-\$133.00 averaging \$131.89 and \$131.96 respectively. On the rail both steers and heifers were reported from \$208.00-\$210.50 with steers averaging \$209.10 and heifers \$209.47. Today some light trade in parts of the north was reported at \$208.00 dressed, down \$1.00 from yesterday, otherwise it appears that business for the week is completed.

<b>Choice and Select Steers and Heifers:</b>	Live	130.00-133.00
	Rail	208.00-210.50

**CHICAGO MERCANTILE EXCHANGE**

Closing quotes on futures today were as follows:

<b>Live Cattle</b>			<b>Feeder Cattle</b>			<b>Corn</b>		<b>Soybeans</b>		<b>Canadian \$</b>				
	\$/cwt US			\$/cwt US		\$/bu US	¢/bu	\$/bu US	¢/bu					
<b>Dec</b>	131.42	-0.22	<b>Jan</b>	164.47	+0.35	<b>Dec</b>	4.240	+1.2	<b>Jan</b>	13.254	-2.4	<b>Spot</b>	93.80	-0.10
<b>Feb</b>	132.85	-0.05	<b>Mar</b>	164.67	+0.25	<b>Mar</b>	4.342	+0.6	<b>Mar</b>	13.104	-1.2	<b>Dec</b>	93.77	-0.12
<b>Apr</b>	133.70	-0.05	<b>Apr</b>	165.45	+0.15	<b>May</b>	4.426	+0.6	<b>May</b>	12.964	-0.6	<b>Mar</b>	93.56	-0.12
<b>Jun</b>	128.45	+0.17	<b>May</b>	166.25	+0.35	<b>Jul</b>	4.496	+0.6	<b>Jun</b>	12.876	-2.0	<b>Jun</b>	93.35	-0.13
<b>Aug</b>	126.85	+0.15	<b>Aug</b>	167.07	+0.20	<b>Sep</b>	4.560	+1.0	<b>Aug</b>	12.584	-0.2	<b>Sep</b>	93.14	-0.14
<b>Oct</b>	129.00	+0.10	<b>Sep</b>	166.40	-0.10	<b>Dec</b>	4.636	+1.2	<b>Sep</b>	12.014	+0.6	<b>Dec</b>	92.93	-0.13