



Daily Market Information Report - Friday, May 30, 2014

The following information is collected from various sources and disseminated by Beef Farmers of Ontario.

ONTARIO DIRECT TO PACKER RAILGRADE CATTLE TRADE

Prices are on a carcass weight basis before grade and weight discounts. (Prices for today regardless of delivery date).

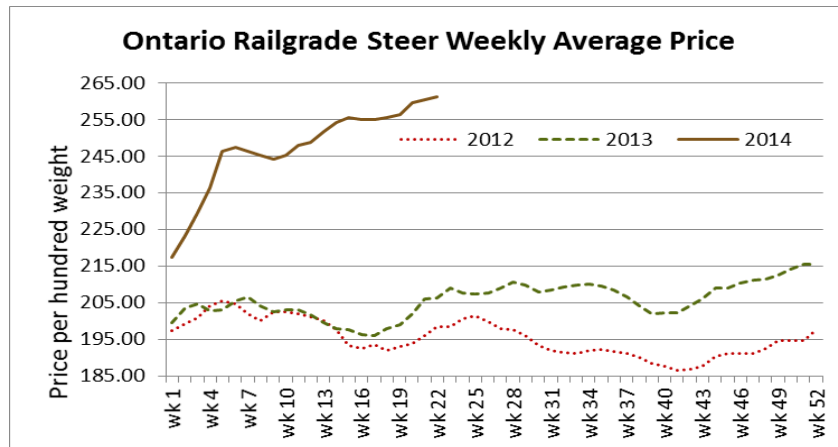
A Grade Steers	261.00-264.00
A Grade Heifers	260.00-263.00

ONTARIO LIVE CATTLE TRADE

Today at **Brussels Livestock**: 950 stockers on offer (with 50 head still to sell at time of reporting).

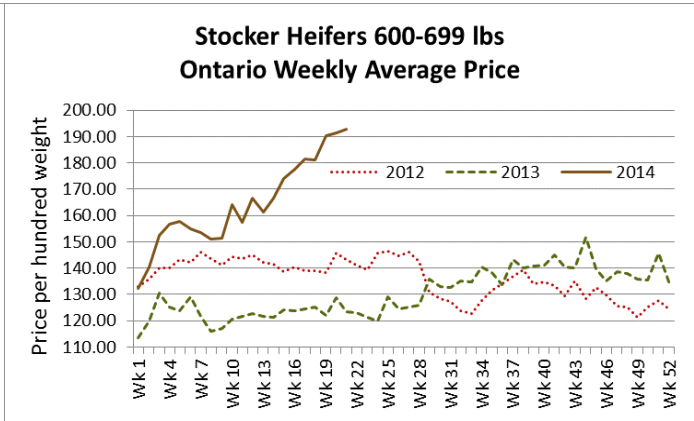
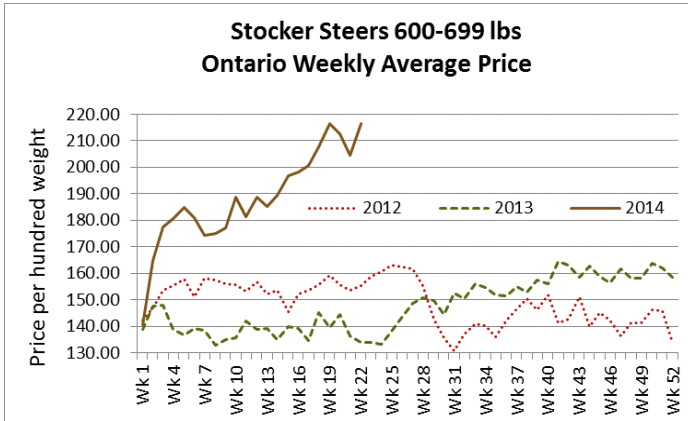
Steers	Price Range	Average	Top	Heifers	Price Range	Average	Top
1000+	138.00-169.50	154.03	175.00	+900 lbs	159.00-173.00	165.46	173.00
900-999	170.00-185.50	178.38	190.00	800-899	171.00-180.00	177.78	184.50
800-899	186.00-205.75	195.29	205.75	700-799	181.50-199.50	190.42	213.00
700-799	200.00-221.00	214.02	225.00	600-699	187.00-220.00	206.09	233.00
600-699	205.00-245.50	227.94	256.00	500-599	200.00-237.00	223.76	237.00
500-599	225.00-272.00	246.57	272.00	400-499	207.00-242.00	228.03	242.00
400-499	225.00-255.50	242.10	255.50	300-399	220.00-275.00	244.00	275.00
399-	207.00-269.00	243.69	269.00	399-	122.00-195.00	158.50	195.00

Calves & Yearlings sold on a strong active trade at prices of \$2.00-\$3.00 higher. Final results will be posted on Monday's Report.



Ontario auction sales on **Thursday** saw weighted prices for:

	Volume	Price Range	Average	Top
Large & Medium Frame Fed Steers +1250 lbs	109	118.06-162.65	148.12	173.25
Large & Medium Frame Fed Heifers +1000 lbs	57	147.30-163.51	157.42	166.00
Cows	585	81.28-108.02	95.99	134.00
Bulls	40	96.56-130.03	109.36	146.50
Veal +600 lbs	125	111.44-149.83	123.68	175.00
Veal Calves 125 lbs & under	138	115.00-228.00	182.54	232.00



Stocker sale at: **Ontario Livestock Exchange, May 29, 2014 – 100** stockers

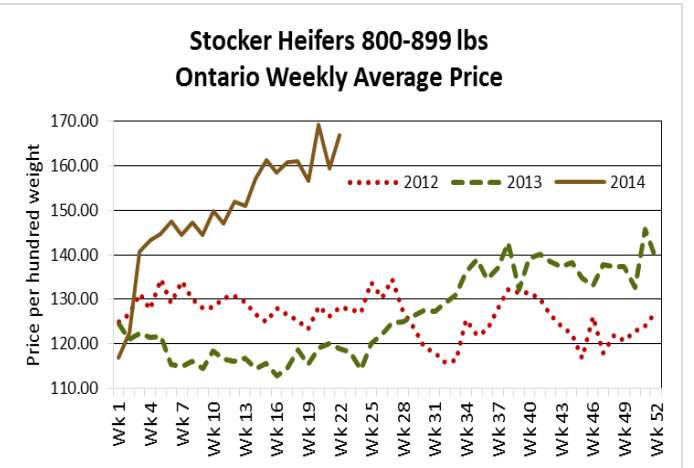
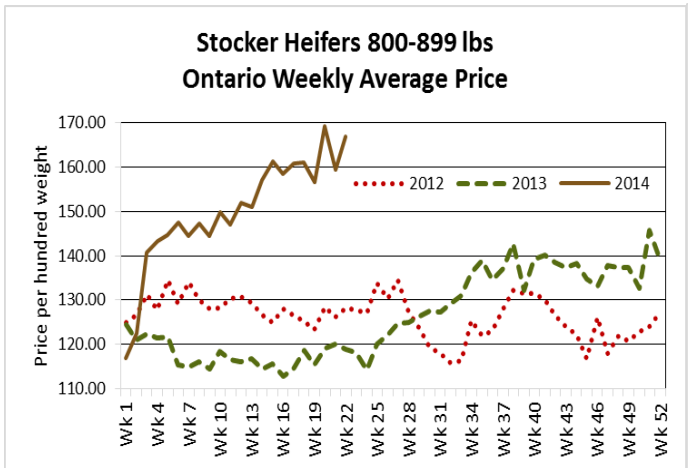
Steers	Price Range	Average	Top	Heifers	Price Range	Average	Top
1000+	124.00-138.00	132.00	138.00	600-699	139.00-179.00	166.29	179.00
500-599	182.00-220.00	212.67	220.00	500-599	172.50-197.00	184.45	208.00
400-499	130.00-238.00	213.50	238.00	400-499	133.00-220.00	174.00	220.00

Stocker sale at: **Ontario Stockyards Inc., May 29, 2014 – 208** stockers

Steers	Price Range	Average	Top	Heifers	Price Range	Average	Top
1000+	109.88-145.50	124.30	145.50	900+	115.00-151.00	135.12	169.00
900-999	147.00-160.00	153.08	160.00	800-899	107.00-116.00	111.73	116.00
800-899	148.00-204.00	190.21	204.00	700-799	119.00-178.00	146.31	178.00
700-799	175.00-240.00	217.56	240.00	600-699	140.00-200.00	186.26	200.00
600-699	171.00-241.00	225.78	251.00	500-599	173.00-204.00	192.80	204.00
500-599	181.00-232.00	203.37	241.00	400-499	155.00-195.00	176.44	195.00
400-499	170.00-210.00	189.60	246.00	300-399	150.00-176.00	162.80	176.00
399-	180.00-200.00	190.00	250.00				

Stocker sale at: **Ottawa Livestock Exchange, May 29, 2014 – 200** stockers

Steers	Price Range	Average	Top	Heifers	Price Range	Average	Top
700-799	114.00-202.00	162.38	202.00	700-799	130.00-175.00	152.33	175.00
600-699	130.00-242.00	189.56	242.00	600-699	153.00-198.00	177.76	198.00
500-599	198.00-252.00	232.74	257.00	500-599	188.00-204.00	195.06	205.00
400-499	198.00-268.00	243.00	268.00	400-499	170.00-206.00	188.52	211.00
399-	194.00-270.00	223.23	270.00	300-399	175.00-209.00	194.38	209.00
				299-	165.00-245.00	204.57	245.00



U.S. BOXED BEEF CUT-OUT VALUES (U.S. funds)

	Choice 600-900	Select 600-900
Cutout Values (noon estimate):	233.32	222.74
Change (from yesterday's close):	-0.33	-1.03
Current Five Day Average:	232.97	222.53

ALBERTA DIRECT TRADE

The Alberta direct trade for this week averaging \$3.50 higher with steers from \$146.25-\$152.00 live and \$253.50-\$253.75 flat rail with heifers selling from \$250.00-\$253.75 flat rail.

Steers	Live	146.25-152.00	Flat rail	253.50-253.75
Heifers	Live	N/T	Flat rail	250.00-253.75

QUEBEC ELECTRONIC AUCTION MARKET (F.O.B. THE FEEDLOT)

	Price	Change from Last Week
Week Ending Thursday, May 29, 2014	261.00-262.25	+0.56

U.S. TRADE (U.S. funds)

The U.S. cash cattle trade was at a standstill today as business for the week was completed on Wednesday and Thursday.

Choice and Select Steers and Heifers:	Live	N/T
	Rail	N/T

CHICAGO MERCANTILE EXCHANGE

Closing quotes on futures today were as follows:

Live Cattle			Feeder Cattle			Corn			Soybeans			Canadian \$		
\$/cwt US			\$/cwt US			\$/bu US	¢/bu	\$/bu US	¢/bu					
Jun	137.80	-0.22	Aug	197.05	+0.00	Jul	4.656	-3.6	Jul	14.932	-5.6	Spot	92.22	-0.05
Aug	138.60	-0.57	Sep	198.12	+0.05	Sep	4.580	-5.2	Aug	14.244	-8.2	Jun	92.19	-0.02
Oct	142.60	-0.35	Oct	198.42	+0.02	Dec	4.574	-5.4	Sep	12.856	-10.6	Sep	91.99	-0.02
Dec	145.72	-0.32	Nov	197.57	+0.12	Mar	4.664	-6.0	Nov	12.336	-10.4	Dec	91.79	-0.02
Feb	147.70	+0.05	Jan	193.12	+0.75	May	4.730	-5.6	Jan	12.394	-10.4	Mar	91.58	-0.02
Apr	148.50	+0.05	Mar	191.60	+0.25	Jul	4.790	-5.6	Mar	12.432	-10.2	Jun	91.39	-0.03

Beef Farmers of Ontario, 130 Malcolm Road, Guelph, ON N1K 1B1 Phone: (519) 824-0334 Fax: (519) 824-1930 or email: markets@ontariobeef.com