



Daily Market Information Report - Friday, June 6, 2014

The following information is collected from various sources and disseminated by Beef Farmers of Ontario.

ONTARIO DIRECT TO PACKER RAILGRADE CATTLE TRADE

Prices are on a carcass weight basis before grade and weight discounts. (Prices for today regardless of delivery date).

A Grade Steers	261.00-265.00
A Grade Heifers	260.00-264.00

ONTARIO LIVE CATTLE TRADE

Today at **Brussels Livestock**: **1,100** stockers on offer (with 200 head still to sell at time of reporting).

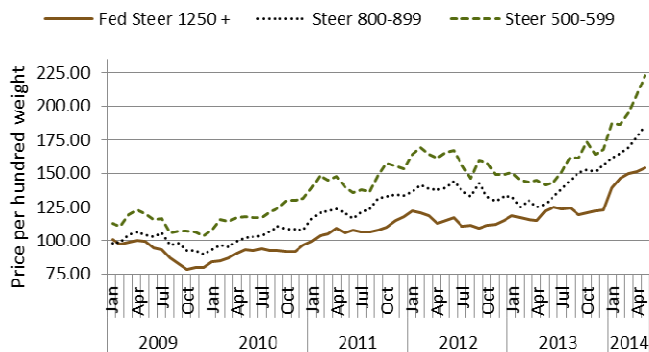
Steers	Price Range	Average	Top	Heifers	Price Range	Average	Top
1000+	160.00-182.00	175.04	182.00	+900 lbs	160.00-179.00	171.16	179.00
900-999	176.00-188.25	183.85	188.25	800-899	173.00-186.00	179.38	189.00
800-899	185.00-200.00	193.22	200.00	700-799	190.50-199.00	195.58	205.00
700-799	190.00-235.00	217.90	235.00	600-699	190.50-229.00	207.47	235.00
600-699	211.00-252.00	228.25	252.00	500-599	194.00-231.00	208.72	231.00
500-599	223.00-255.00	233.91	255.00	400-499	210.00-245.00	234.65	256.00
400-499	195.00-255.00	233.65	285.00				
399-	265.00-310.00	283.57	310.00				

Calves sold on a strong active trade at steady prices and yearlings sold \$2.00-\$3.00 higher. Final results will be posted on Monday's Report.

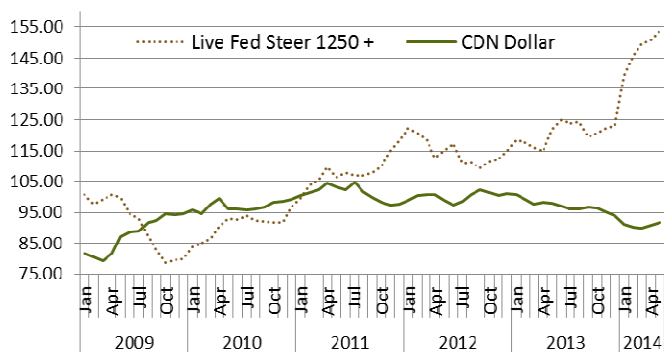
Ontario auction sales on **Thursday** saw weighted prices for:

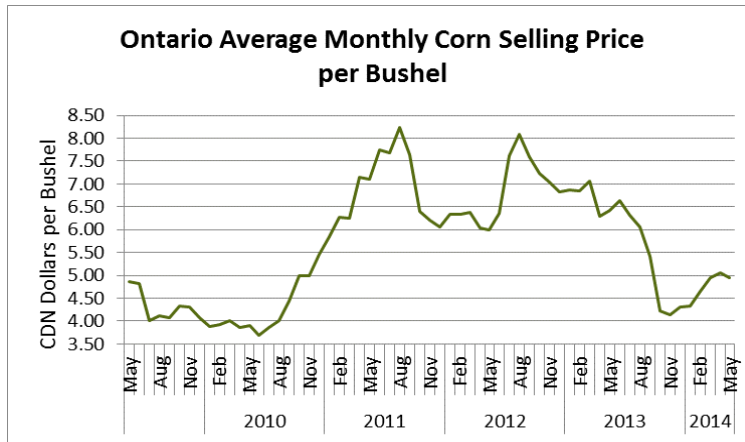
	Volume	Price Range	Average	Top
Large & Medium Frame Fed Steers +1250 lbs	143	132.97-170.74	157.96	173.50
Large & Medium Frame Fed Heifers +1000 lbs	87	150.23-163.13	156.93	164.50
Cows	546	78.47-108.18	93.91	136.00
Bulls	25	112.02-129.68	121.06	134.00
Veal +600 lbs	171	110.82-147.41	125.62	171.00
Veal Calves 125 lbs & under	120	120.00-222.00	187.13	226.00

Ontario Live Steers Monthly Average Price



Ontario Monthly Average Price vs CDN Dollar





Stocker sale at: **Ontario Livestock Exchange, June 5, 2014 – 145** stockers

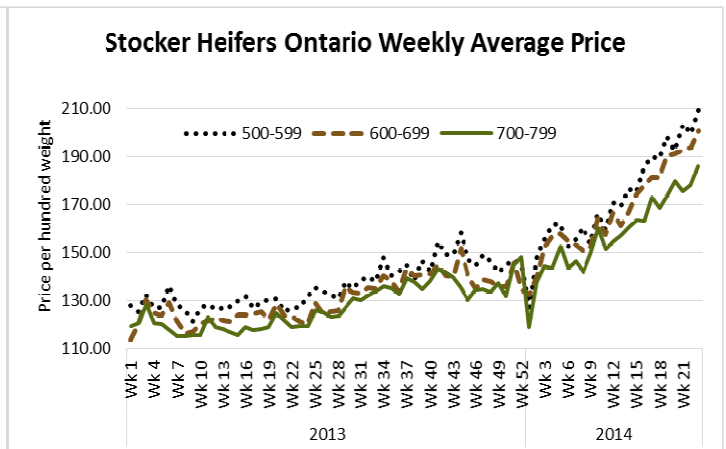
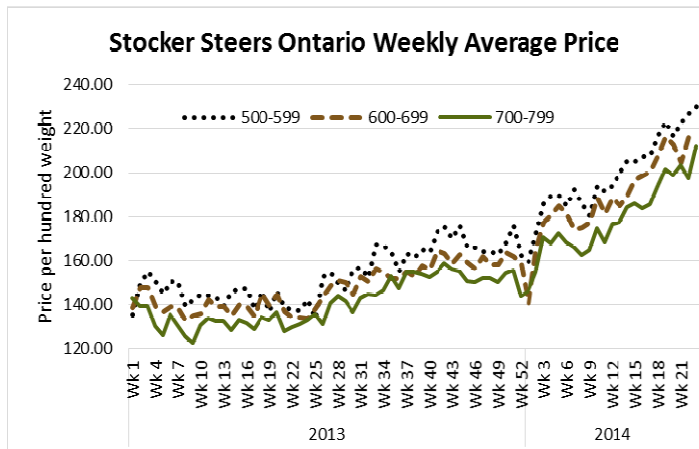
Steers	Price Range	Average	Top	Heifers	Price Range	Average	Top
700-799	186.00-214.50	204.50	214.50	600-699	184.00-205.00	190.70	205.00
600-699	208.00-228.00	220.33	228.00	400-499	115.00-205.00	156.26	227.50
500-599	190.00-236.00	215.61	237.50	300-399	155.00-230.00	218.75	230.00
399-	210.00-232.50	220.83	232.50				

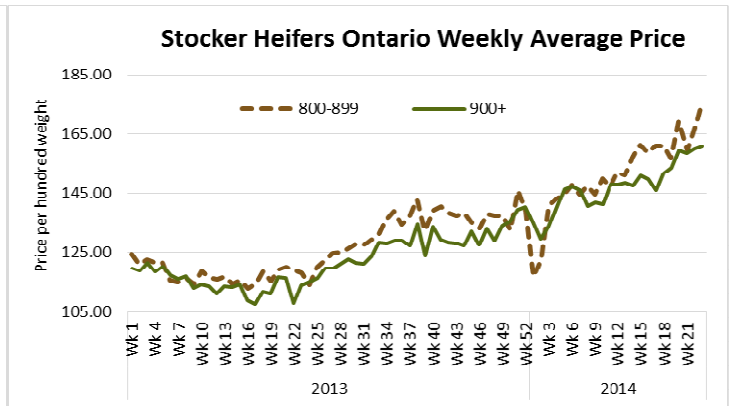
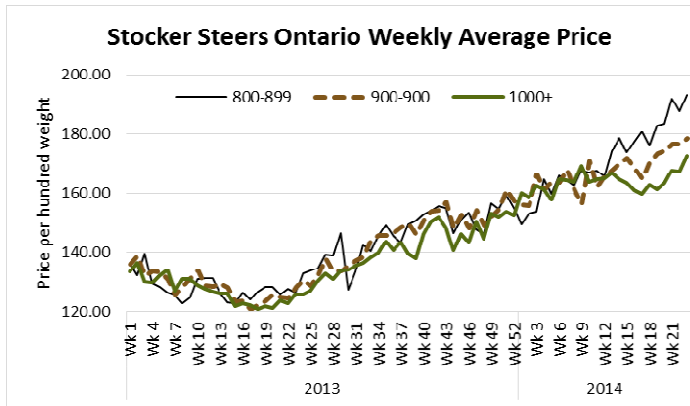
Stocker sale at: **Ontario Stockyards Inc., June 5, 2014 – 816** stockers

Steers	Price Range	Average	Top	Heifers	Price Range	Average	Top
1000+	176.00-182.50	178.96	182.50	800-900	171.00-199.00	195.19	199.00
900-999	166.00-193.00	184.66	196.00	700-799	178.00-200.00	186.71	200.00
800-899	175.00-218.50	201.98	218.50	600-699	195.00-235.00	215.86	235.00
700-799	192.00-240.00	216.53	240.00	500-599	215.00-244.00	228.30	244.00
600-699	187.00-241.25	217.79	254.50	400-499	200.00-245.00	218.79	245.00
500-599	220.00-241.00	231.43	259.00	300-399	155.00-218.00	182.71	230.00
400-499	222.50-278.50	254.42	278.50				
399-	212.50-266.00	238.12	266.00				

Stocker sale at: **Ottawa Livestock Exchange, June 5, 2014 – 178** stockers

Steers	Price Range	Average	Top	Heifers	Price Range	Average	Top
700-799	158.00-228.00	196.50	228.00	700-799	154.00-178.00	163.20	178.00
600-699	176.00-234.00	204.00	234.00	600-699	129.00-194.00	166.00	203.00
500-599	167.00-259.00	218.82	263.00	500-599	136.00-203.00	176.34	212.00
400-499	110.00-252.00	201.22	252.00	400-499	144.00-218.00	191.38	218.00
399-	160.00-225.00	197.13	225.00				





The replacement cattle market continues strong with new weekly average high prices set for all classes of steers and heifers over 400 lbs.

U.S. BOXED BEEF CUT-OUT VALUES (U.S. funds)

	Choice 600-900	Select 600-900
Cutout Values (noon estimate):	229.94	221.16
Change (from yesterday's close):	-1.05	-0.73
Current Five Day Average:	232.17	222.60

ALBERTA DIRECT TRADE

The Alberta direct trade for this week was light to moderate with prices steady to \$2.50 higher. Canfax reports that "this week's cash supplies have generally been cleaned up".

Steers	Live	150.00	Flat rail	253.75-254.75
Heifers	Live	N/T	Flat rail	251.75-254.75

QUEBEC ELECTRONIC AUCTION MARKET (F.O.B. THE FEEDLOT)

	Price	Change from Last Week
Week Ending Thursday, June 5, 2014	263.00-265.75	+3.58

U.S. TRADE (U.S. funds)

The U.S. cash cattle trade was light to moderate in all areas this afternoon at higher prices. Live trade in the South is \$2.00 higher at \$145.00 live. Trade in the North is \$1.00-\$2.00 higher from \$232.00-\$233.00. Trade volume is expected to increase as the day progresses.

Choice and Select Steers and Heifers:	Live	145.00
	Rail	232.00-233.00

CHICAGO MERCANTILE EXCHANGE

Closing quotes on futures today were as follows:

Live Cattle		Feeder Cattle		Corn		Soybeans		Canadian \$	
\$/cwt US		\$/cwt US		\$/bu US		¢/bu			
Jun	140.13 +0.63	Aug	200.53 +0.70	Jul	4.590 +10.0	Jul	14.570 -3.4	Spot	91.51 -0.02
Aug	141.30 -0.03	Sep	200.88 +0.63	Sep	4.562 +12.0	Aug	14.010 +0.6	Jun	91.47 -0.03
Oct	144.50 -0.40	Oct	200.83 +0.30	Dec	4.576 +10.4	Sep	12.636 +4.6	Sep	91.27 -0.03
Dec	147.30 -0.33	Nov	200.48 +0.55	Mar	4.672 +10.4	Nov	12.186 +8.2	Dec	91.07 -0.03
Feb	149.15 -0.20	Jan	195.88 +0.50	May	4.736 +10.0	Jan	12.250 +8.0	Mar	90.83 -0.04
Apr	150.50 -0.03	Mar	195.40 +1.00	Jul	4.794 +9.6	Mar	12.300 +8.0	Jun	90.67 -0.04

Beef Farmers of Ontario, 130 Malcolm Road, Guelph, ON N1K 1B1 Phone: (519) 824-0334 Fax: (519) 824-1930 or email: markets@ontariobeef.com

SPECIAL SPRING SALES

Jun 7 Kawartha Lakes Community Sale Barn Inc – Bred Cow Sale with 21 Charolais cows bred Charolais.

Jun 10 Keady Livestock Market- immediately following stocker sale – Complete herd dispersal of 30 Red Angus Simm cows – 12 bred – 18 calves at side – 1 Charolais 3 year old breeder bull.