



Daily Market Information Report - Friday, June 13, 2014

The following information is collected from various sources and disseminated by Beef Farmers of Ontario.

ONTARIO DIRECT TO PACKER RAILGRADE CATTLE TRADE

Prices are on a carcass weight basis before grade and weight discounts. (Prices for today regardless of delivery date).

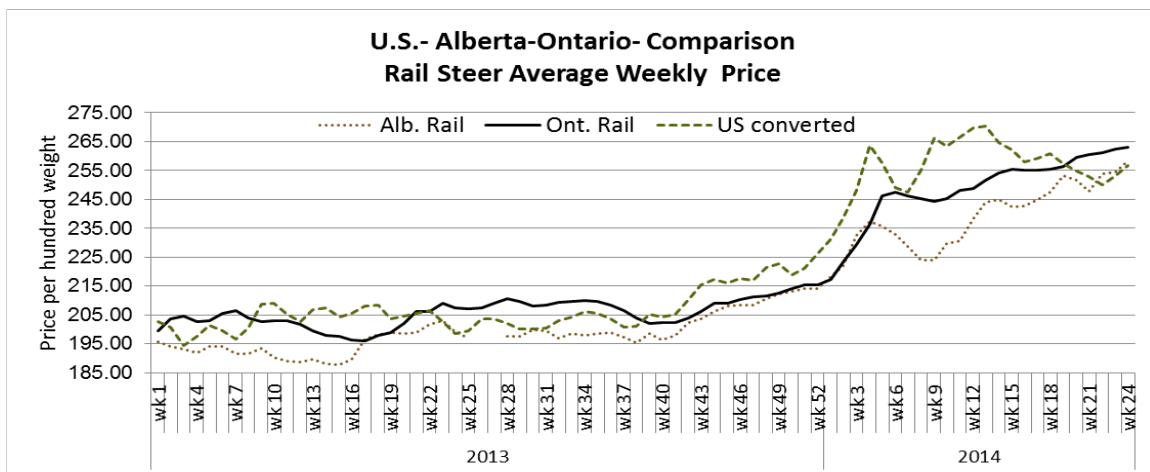
A Grade Steers	261.00-270.00
A Grade Heifers	260.00-269.00

ONTARIO LIVE CATTLE TRADE

Today at **Brussels Livestock - 1,250** stockers on offer (with 200 head still to sell at time of reporting).

Steers	Price Range	Average	Top	Heifers	Price Range	Average	Top
1000+	177.75-185.00	180.75	185.00	+900 lbs	161.00-174.75	168.86	178.00
900-999	186.50-196.00	190.34	196.00	800-899	175.50-189.00	182.85	190.00
800-899	188.50-206.00	198.01	212.00	700-799	185.00-227.00	204.38	227.00
700-799	192.00-240.00	221.55	240.00	600-699	191.00-229.00	216.61	238.00
600-699	195.00-247.00	225.11	262.00	500-599	200.00-243.00	226.19	243.00
500-599	216.00-260.00	242.02	265.00	400-499	187.00-235.00	217.83	245.00
400-499	190.00-266.00	242.95	266.00	300-399	175.00-230.00	209.75	230.00
399-	215.00-235.00	219.80	267.00				

Calves and yearlings sold on a strong active trade with prices \$2.00-\$3.00 higher. Final results will be posted on Monday's Report.



Ontario auction sales on **Thursday** saw weighted prices for:

	Volume	Price Range	Average	Top
Large & Medium Frame Fed Steers +1250 lbs	178	151.39-167.47	161.82	177.75
Large & Medium Frame Fed Heifers +1000 lbs	84	141.38-166.88	154.90	175.75
Cows	594	84.02-109.51	97.83	143.00
Bulls	27	107.68-128.67	118.48	140.00
Veal +600 lbs	222	117.93-153.18	128.88	181.50
Veal Calves 125 lbs & under	131	147.00-255.00	214.55	265.00

Stocker sale at: **Ontario Livestock Exchange, June 12, 2014 – 162** stockers

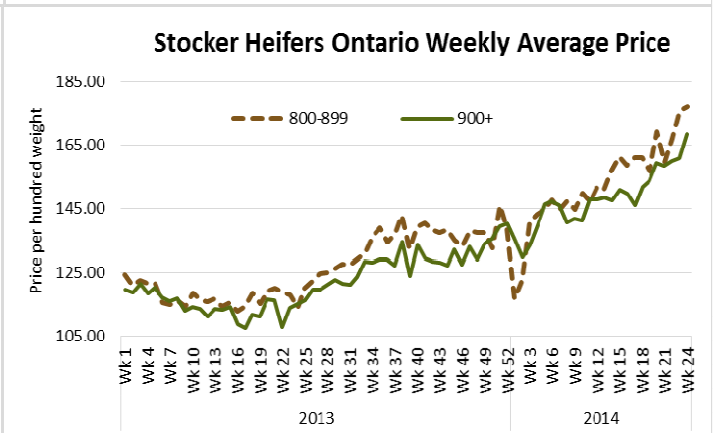
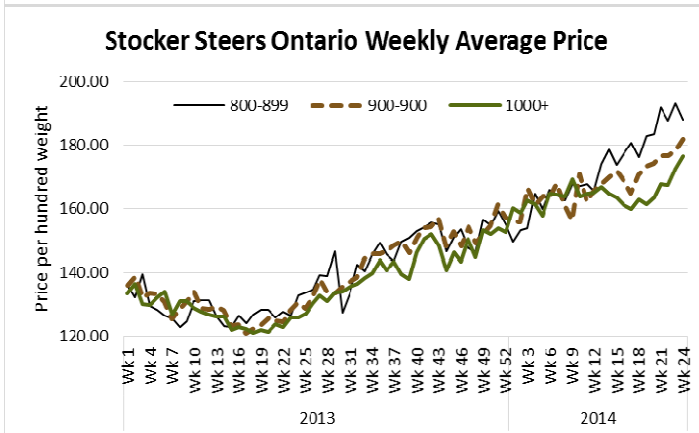
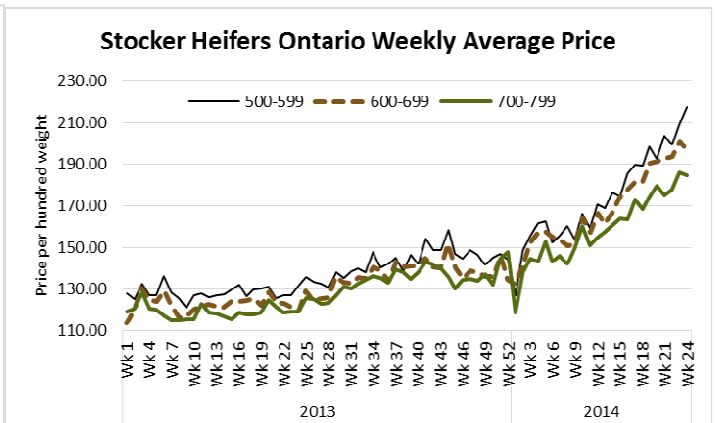
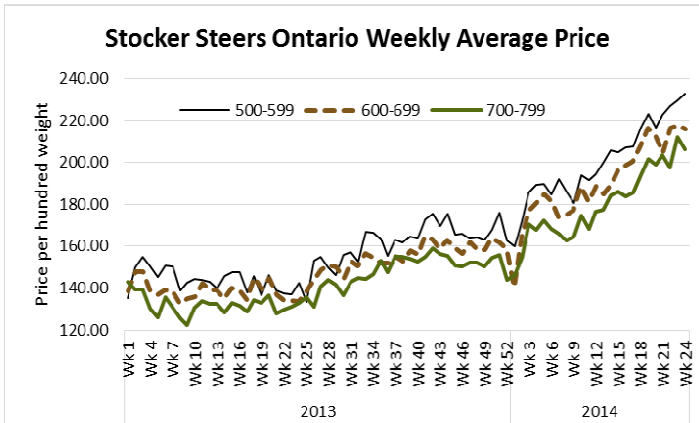
Steers	Price Range	Average	Top	Heifers	Price Range	Average	Top
800-899	157.00-185.00	179.33	185.00	900+	94.00-109.00	104.00	166.00
600-699	192.50-217.50	199.14	221.00	700-799	125.00-195.00	168.00	195.00
400-499	232.50-251.00	246.75	251.00	500-599	170.00-205.00	188.20	205.00
				400-499	212.00-257.50	237.71	257.50

Stocker sale at: **Ontario Stockyards Inc., June 12, 2014 – 504** stockers

Steers	Price Range	Average	Top	Heifers	Price Range	Average	Top
900-999	161.00-191.00	179.92	191.00	900+	155.50-164.00	162.28	172.00
800-899	164.50-212.00	189.28	212.00	800-900	163.00-182.00	174.77	182.00
700-799	183.50-240.00	213.57	240.00	700-799	166.00-204.75	190.85	204.75
600-699	210.00-248.00	233.41	248.00	600-699	179.50-229.00	206.84	229.00
500-599	210.00-245.00	231.98	262.00	500-599	202.00-248.50	227.00	248.50
400-499	195.00-267.50	236.01	267.50	400-499	191.00-243.00	216.14	247.14
399-	195.00-262.50	232.63	289.00	300-399	180.00-230.50	208.28	230.50

Stocker sale at: **Ottawa Livestock Exchange, June 12, 2014 – 92** stockers

Steers	Price Range	Average	Top	Heifers	Price Range	Average	Top
700-799	136.00-200.00	181.83	200.00	600-699	141.00-195.00	168.50	198.00
600-699	121.00-200.00	171.50	217.00	500-599	145.00-205.00	181.57	205.00
500-599	190.00-244.00	214.44	244.00	400-499	159.00-187.00	173.00	187.00
400-499	228.00-258.00	243.11	258.00				
399-	144.00-270.00	206.33	270.00				



U.S. BOXED BEEF CUT-OUT VALUES (U.S. funds)

	Choice 600-900	Select 600-900
Cutout Values (noon estimate):	231.53	223.89
Change (from yesterday's close):	+0.64	+0.29
Current Five Day Average:	231.60	222.28

ALBERTA DIRECT TRADE

The Alberta direct trade continued to trend higher with live steers averaging \$2.45 higher with sales from \$151.00-\$153.00 while steers on the rail averaged \$3.63 higher ranging from \$253.75-\$258.75 dressed. Heifers sold at \$151.00 live and \$258.75 on the rail, averaging \$5.03 stronger than last week.

Steers	Live	151.00-153.00	Flat rail	253.75-258.075
Heifers	Live	151.00	Flat rail	258.75

QUEBEC ELECTRONIC AUCTION MARKET (F.O.B. THE FEEDLOT)

	Price	Change from Last Week
Week Ending Thursday, June 12, 2014	270.00-273.75	+6.27

U.S. TRADE (U.S. funds)

The U.S. cash cattle trade on Thursday was moderate to active. The USDA Mandatory Price Report saw live steers trade from \$146.00-\$152.00 averaging \$149.37 up from \$145.78 last week. Live heifers traded from \$146.00-\$150.00 averaging \$149.13 up from \$145.46 last week. Dressed steers traded from \$232.00-\$239.00 averaging \$236.38 up from 231.93 last week, and dressed heifers traded from \$233.00-\$238.00 averaging \$235.53 up from \$231.62 last week. Today we are just seeing a few clean up deals at \$236.00 dressed. Asking prices are expected to be higher next week following this week's strength in both the cash market and the live cattle futures.

Choice and Select Steers and Heifers:	Live	146.00-152.00
	Rail	232.00-239.00

CHICAGO MERCANTILE EXCHANGE

Closing quotes on futures today were as follows:

Live Cattle			Feeder Cattle			Corn			Soybeans			Canadian \$		
\$/cwt US			\$/cwt US			\$/bu US			\$/bu US			¢/bu		
Jun	147.60	+1.60	Aug	208.15	+2.30	Jul	4.470	+3.0	Jul	14.256	+10.4	Spot	92.12	-0.01
Aug	146.62	+1.57	Sep	208.72	+2.20	Sep	4.430	+3.0	Aug	13.694	+9.2	Jun	92.12	+0.00
Oct	149.85	+1.80	Oct	208.80	+2.12	Dec	4.474	+3.6	Sep	12.600	+9.2	Sep	91.92	+0.00
Dec	151.75	+1.10	Nov	208.15	+1.67	Mar	4.582	+3.6	Nov	12.212	+9.0	Dec	91.72	+0.00
Feb	153.35	+0.90	Jan	203.32	+2.00	May	4.650	+3.2	Jan	12.276	+9.0	Mar	91.52	+0.01
Apr	154.50	+0.40	Mar	202.85	+2.24	Jul	4.712	+3.2	Mar	12.334	+8.6	Jun	91.33	+0.01

Beef Farmers of Ontario, 130 Malcolm Road, Guelph, ON N1K 1B1 Phone: (519) 824-0334 Fax: (519) 824-1930 or email: markets@ontariobeef.com