



Daily Market Information Report - Monday, June 23, 2014

The following information is collected from various sources and disseminated by Beef Farmers of Ontario.

ONTARIO DIRECT TO PACKER RAILGRADE CATTLE TRADE

Prices are on a carcass weight basis before grade and weight discounts. (Prices for today regardless of delivery date).

A Grade Steers	268.00-272.00
A Grade Heifers	267.00-271.00

ONTARIO LIVE CATTLE TRADE

Today at **Ontario Stockyards Inc.:** 91 veal on offer.

	Price Range	Top
Veal calves +600 lbs	127.50-140.00	180.00
Veal calves 451-600 lbs	123.00-137.50	

Veal sold at prices \$5.00-\$7.00 higher.

At **Kawartha Lakes Co-op Auction Market:** June 14, 2014 – 108 Cows, 9 bulls, 37 veal, 5 fed cattle

	Price Range	Average	Top
Cows	59.99-120.50	99.89	120.50
Bulls under 1600 lbs	91.00-161.09	123.50	161.09
Bulls over 1600 lbs	84.99-124.50	112.29	124.50
Veal over 600 lbs	112.00-130.00	124.59	130.00
Veal under 125 lbs	110.00-210.00	181.40	210.00

Cull cows continue to trade strong. Cows and cow/calf pairs sold with active buyer interest.

Stocker sale at **Brussels Livestock:** June 20, 2014 – 684 stockers

Steers	Price Range	Average	Top	Heifers	Price Range	Average	Top
1000+	168.50-185.00	177.95	185.00	900+	161.50-180.00	170.65	187.00
900-999	171.00-188.00	181.11	195.00	800-899	173.50-190.00	183.09	201.00
800-899	192.50-214.50	202.67	214.50	700-799	202.00-228.00	213.13	228.00
700-799	180.00-225.00	202.31	231.00	600-699	222.50-238.00	226.39	238.00
600-699	217.00-263.00	236.50	263.00	500-599	220.00-251.00	240.97	252.00
500-599	240.00-282.00	269.77	285.00	400-499	149.00-260.00	229.38	260.00
400-499	272.00-277.00	276.17	277.00				
399-	195.00-291.00	253.60	291.00				

Calves and yearlings sold on an active trade with prices \$3.00-\$5.00 higher than last week's strong market.

Stocker sale at **Kawartha Lakes Community Sale Barn:** June 21, 2014 – 57 stockers

Steers	Price Range	Average	Top	Heifers	Price Range	Average	Top
700-799	118.99-210.99	173.90	210.99	600-699	179.00-206.00	190.79	206.00
600-699	178.00-214.00	187.20	214.00				
400-499	197.50-277.49	229.00	277.49				
399-	140.50-235.00	170.50	235.00				

Replacement steers and heifers are selling high.

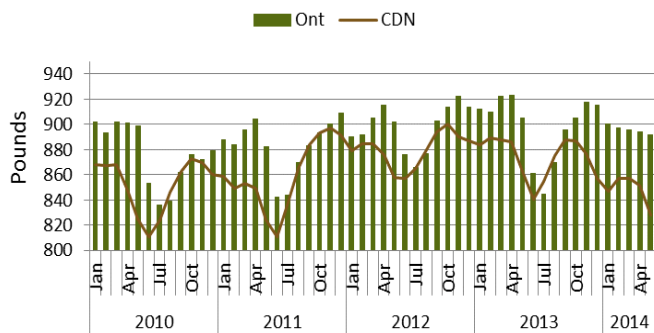
LIVE CATTLE EXPORTS-ONTARIO

	Week ending June 7, 2014	Week ending May 31, 2014	Year to Date
Total live slaughter cattle exported from Ontario to the U.S.	2,730	3,216	84,610
Steers & Heifers	508	1,026	20,498
Cows	1,611	1,767	52,489
Bulls	611	423	11,623

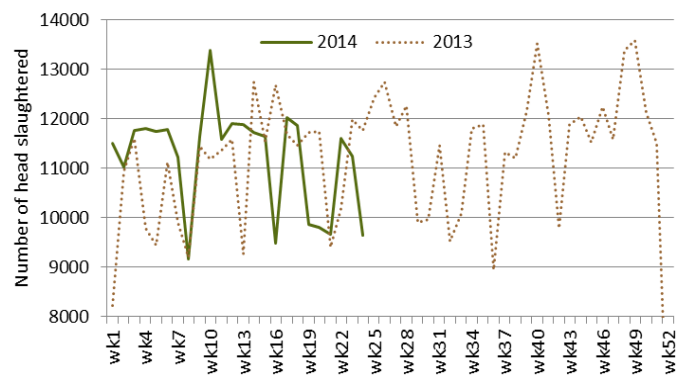
AVERAGE CARCASS WEIGHTS – CANADA

	Steers	Heifers
June 14, 2014	821	763
June 15, 2013	838	793

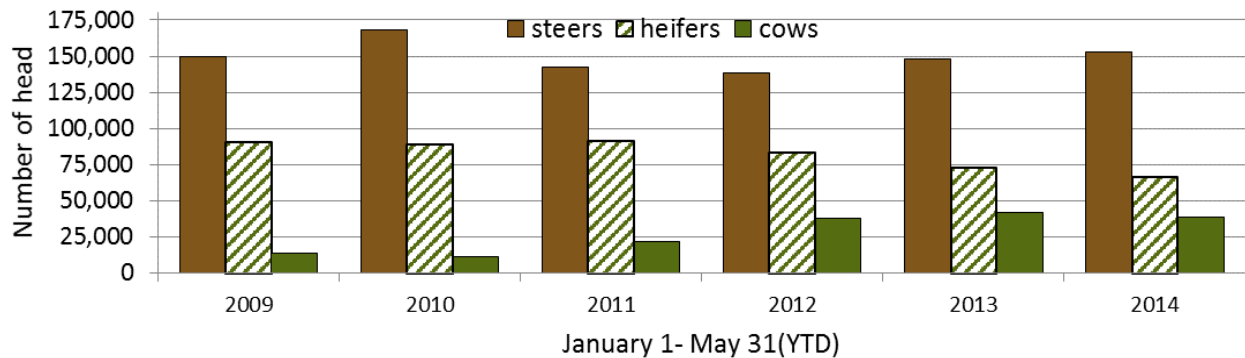
Federally and Provincially Inspected Plants Steers Average Warm Carcass weight Monthly.



Ontario Weekly - Federally Inspected Slaughter



Ontario Federal and Provincial Slaughter



FEDERALLY INSPECTED CANADIAN KILL

	Week Ending June 7, 2014	YTD	% Change (Week Ago)	% Change (Year Ago)
Grand Total	54,337	1,185,713	-2%	+4%
Western Slaughter	42,327	911,469	-1%	+4%
Eastern Slaughter	12,010	274,244	-4%	+2%

USDA ESTIMATED CATTLE KILL

	Week Ending June 21, 2014	Previous Week	Year Ago
Grand Total	613,000	605,000	660,000

U.S. BOXED BEEF CUT-OUT VALUES (U.S. funds)

	Choice 600-900	Select 600-900
Cutout Values (noon estimate):	241.94	236.16
Change (from yesterday's close):	+1.05	+2.79
Current Five Day Average:	238.39	230.78

U.S. TRADE (U.S. funds)

The U.S. cash cattle trade was very quiet as both sides took inventory. This week's offering is smaller in volume than last week with early asking prices expected to be around \$152.00 live and \$240.00 plus dressed.

Choice and Select Steers and Heifers sold:	Live	N/T
	Rail	N/T

CHICAGO MERCANTILE EXCHANGE

Closing quotes on futures today were as follows:

Live Cattle			Feeder Cattle			Corn		Soybeans		Canadian \$				
\$/cwt US			\$/cwt US			\$/bu US	¢/bu	\$/bu US	¢/bu					
Jun	148.15	+0.60	Aug	207.90	+1.02	Jul	4.444	-8.6	Jul	14.246	+9.0	Spot	93.23	+0.22
Aug	146.92	+0.60	Sep	209.30	+1.12	Sep	4.390	-9.2	Aug	13.654	+4.0	Sep	93.04	+0.23
Oct	150.45	+1.30	Oct	209.45	+1.12	Dec	4.424	-9.4	Sep	12.674	+4.0	Dec	92.83	+0.23
Dec	151.70	+1.20	Nov	208.82	+1.12	Mar	4.526	-9.4	Nov	12.336	+2.2	Mar	92.63	+0.23
Feb	152.72	+0.92	Jan	204.37	+1.62	May	4.600	-9.0	Jan	12.404	+2.2	Jun	92.42	+0.23
Apr	153.85	+0.65	Mar	203.05	+1.20	Jul	4.666	-8.6	Mar	12.460	+1.6	Sep	92.27	+0.23

Beef Farmers of Ontario, 130 Malcolm Road, Guelph, ON N1K 1B1 Phone: (519) 824-0334 Fax: (519) 824-1930 or email: markets@ontariobeef.com