



Daily Market Information Report - Monday, July 28, 2014

The following information is collected from various sources and disseminated by Beef Farmers of Ontario.

ONTARIO DIRECT TO PACKER RAILGRADE CATTLE TRADE

Prices are on a carcass weight basis before grade and weight discounts. (Prices for today regardless of delivery date).

A Grade Steers	279.00-282.00
A Grade Heifers	278.00-281.00

ONTARIO LIVE CATTLE TRADE

Today at **Ontario Stockyards Inc.:** 70 veal on offer.

	Price Range	Top
Veal calves +600 lbs	125.00-154.50	161.00
Veal calves 451-600 lbs	136.50-149.00	

Veal sold on a steady market.

At **Kawartha Lakes Co-op Auction Market:** July 26, 2014 – 77 Cows, 9 bulls, 56 veal, 59 stockers

	Price Range	Average	Top
Cows	75.00-140.99	106.89	140.99
Bulls under 1600 lbs	115.99-150.49	129.29	150.49
Bulls over 1600 lbs	113.99-139.99	125.40	139.99
Veal over 600 lbs	83.99-147.99	124.10	147.99
Veal under 125 lbs	122.50-175.00	152.80	175.00

Cull cows and meat bulls sold steady to last week's sales. Replacement steers and heifers continue to sell at a premium.

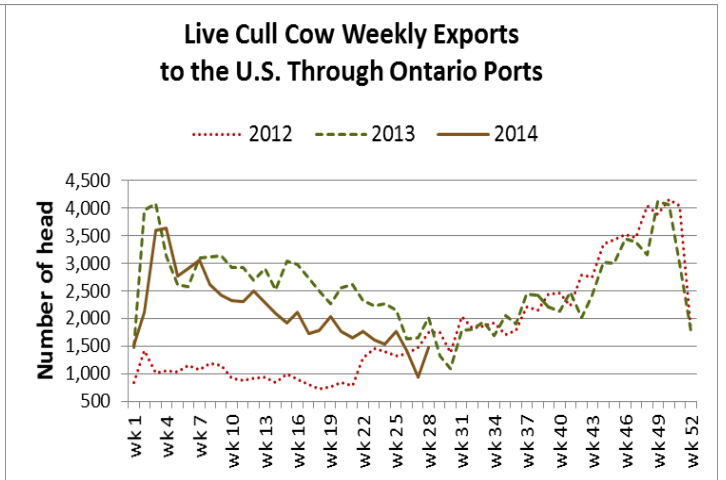
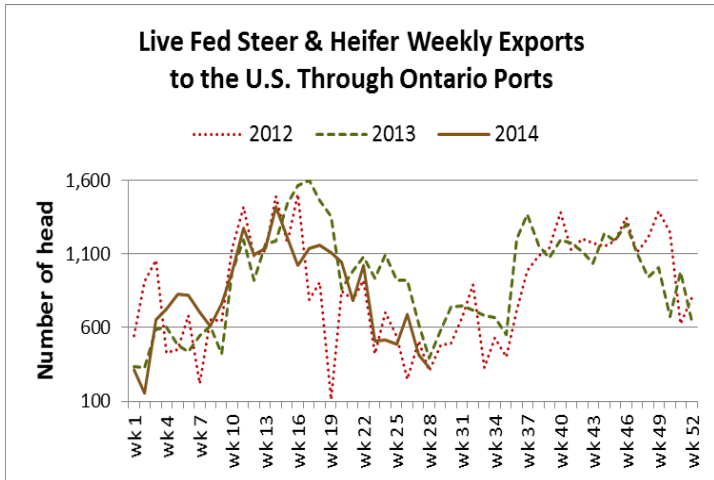
Stocker sale at **Brussels Livestock:** July 25, 2014 – 767 stockers

Steers	Price Range	Average	Top	Heifers	Price Range	Average	Top
1000+	183.50-202.00	196.16	241.50	900+	179.00-195.50	187.94	211.50
900-999	201.00-216.50	207.47	240.50	800-899	190.00-218.00	207.14	218.00
800-899	216.00-238.00	230.79	245.00	700-799	201.00-236.00	221.81	236.00
700-799	199.00-257.00	231.25	257.00	600-699	195.00-245.00	227.85	259.00
600-699	195.00-285.00	253.56	285.00	500-599	212.00-270.00	245.13	287.00
500-599	265.00-330.00	296.18	330.00	400-499	270.00-312.00	292.88	312.00
400-499	275.00-340.00	316.11	340.00	300-399	240.00-310.00	286.00	310.00

Calves and yearlings sold on a strong active trade at prices \$1.00-\$2.00 higher.

LIVE CATTLE EXPORTS-ONTARIO

	Week ending July 12, 2014	Week ending July 5, 2014	Year to Date
Total live slaughter cattle exported from Ontario to the U.S.	2,200	1,639	96,484
Steers & Heifers	328	413	22,934
Cows	1,471	938	59,595
Bulls	401	288	13,955

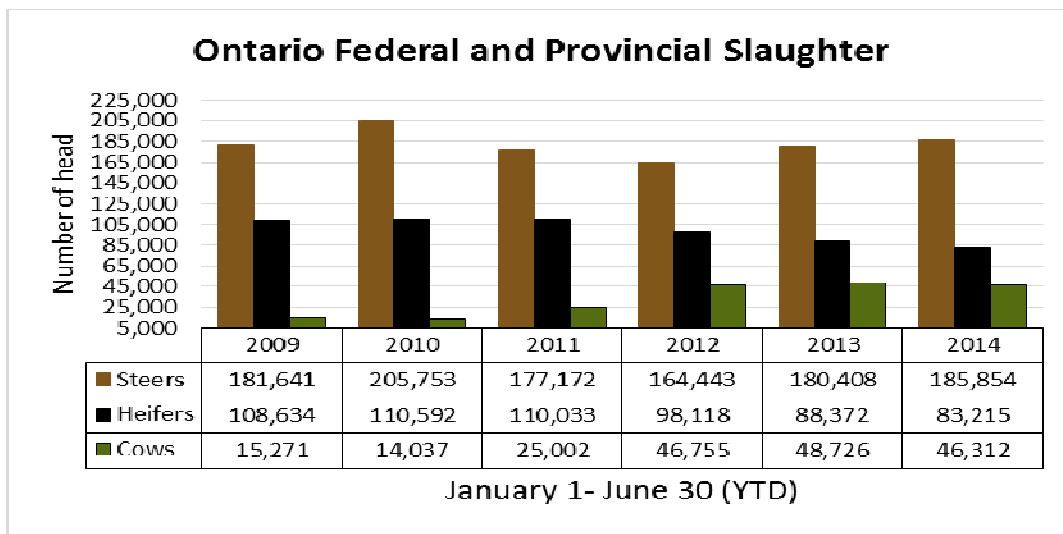


AVERAGE CARCASS WEIGHTS – CANADA

	Steers	Heifers
July 19, 2014	840	762
July 20, 2013	853	796

FEDERALLY INSPECTED CANADIAN KILL

	Week Ending July 19, 2014	YTD	# of hd Change (Week Ago)	% Change (Year Ago)
Grand Total	50,087	1,494,459	-1,695	+6%
Western Slaughter	39,504	1,151,885	-331	+7%
Eastern Slaughter	10,583	342,574	-1,364	+0%



USDA ESTIMATED CATTLE KILL

	Week Ending July 26, 2014	Previous Week	Year Ago
Grand Total	571,000	577,000	640,000

U.S. BOXED BEEF CUT-OUT VALUES (U.S. funds)

	Choice 600-900	Select 600-900
Cutout Values (noon estimate):	258.77	256.04
Change (from yesterday's close):	+1.39	+1.71
Current Five Day Average:	253.77	249.15

U.S. TRADE (U.S. funds)

The U.S. cash cattle trade last week was larger in volume in all feeding states except Kansas. Final pricing for last week reported by the U.S.D.A. Mandatory Price Report has live steers averaging \$163.26 up from \$156.05 the previous week, with heifers averaging \$163.70 up from \$156.03. On the rail steers averaged \$256.54 dressed up from \$246.57 the previous week with heifers averaging \$256.94 up from \$246.10. Today the market is quiet as both sides take inventory. This week's offering appears to be larger in volume with only Kansas about steady to last week. Early asking prices are around \$168.00-\$170.00 live and \$265.00 plus dressed.

Choice and Select Steers and Heifers sold:	Live	N/T
	Rail	N/T

CHICAGO MERCANTILE EXCHANGE

Closing quotes on futures today were as follows:

Live Cattle			Feeder Cattle			Corn			Soybeans			Canadian \$		
\$/cwt US			\$/cwt US			\$/bu US		¢/bu	\$/bu US		¢/bu			
Aug	159.05	-0.05	Aug	220.17	+1.92	Sep	3.676	+4.6	Aug	12.364	+24.2	Spot	92.56	+0.09
Oct	159.07	-0.75	Sep	221.20	+1.95	Dec	3.766	+5.0	Sep	11.370	+23.2	Sep	92.45	+0.10
Dec	159.25	+0.47	Oct	220.85	+2.00	Mar	3.884	+5.2	Nov	11.076	+24.2	Dec	92.25	+0.10
Feb	157.50	+0.65	Nov	220.10	+1.82	May	3.964	+5.4	Jan	11.142	+24.0	Mar	92.04	+0.09
Apr	157.30	+0.95	Jan	213.85	+1.65	Jul	4.034	+5.2	Mar	11.200	+23.6	Jun	91.85	+0.10
Jun	149.15	+1.00	Mar	211.75	+1.87	Sep	4.102	+5.0	May	11.252	+23.2	Sep	91.73	+0.10

Beef Farmers of Ontario, 130 Malcolm Road, Guelph, ON N1K 1B1 Phone: (519) 824-0334 Fax: (519) 824-1930 or email: markets@ontariobeef.com