



Daily Market Information Report - Friday, September 12, 2014

The following information is collected from various sources and disseminated by Beef Farmers of Ontario.

ONTARIO DIRECT TO PACKER RAILGRADE CATTLE TRADE

Prices are on a carcass weight basis before grade and weight discounts. (Prices for today regardless of delivery date).

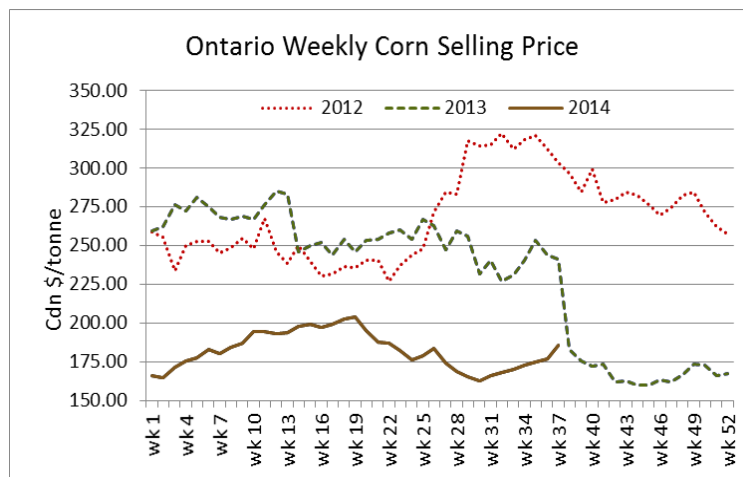
A Grade Steers	270.00-274.00
A Grade Heifers	269.00-273.00

ONTARIO LIVE CATTLE TRADE

Today at **Brussels Livestock** – 1,250 stockers on offer (450 yearlings left to sell at time of reporting.)

Steers	Price Range	Average	Top	Heifers	Price Range	Average	Top
1000+	175.00-213.75	197.12	220.00	+900 lbs	171.00-197.50	186.01	197.50
900-999	196.00-217.25	209.31	235.00	800-899	189.00-229.00	210.44	229.00
800-899	215.00-240.00	227.46	241.00	700-799	188.0-230.00	212.31	239.50
700-799	223.00-259.00	237.21	259.00	600-699	225.00-246.00	236.92	250.00
600-699	240.00-275.00	259.15	289.00	500-599	224.00-274.00	251.17	274.00
500-599	262.00-318.00	291.31	325.00	400-499	230.00-293.00	275.13	293.00
400-499	255.00-334.00	317.55	334.00	300-399	275.00-319.00	295.60	319.00
399-	260.00-330.00	299.14	330.00	299-	300.00		

All classes of cattle sold on a very strong active trade at prices \$2.00-\$3.00 higher.

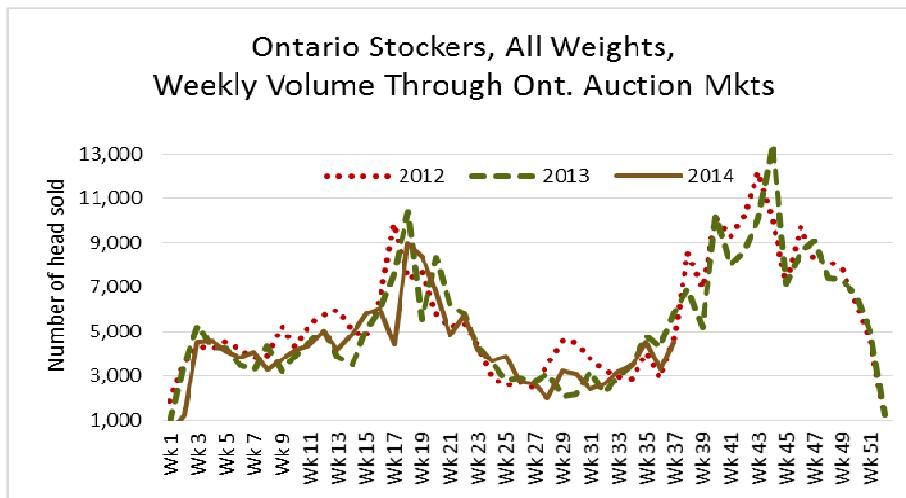


Ontario auction sales on **Thursday** saw weighted prices for:

	Volume	Price Range	Average	Top
Large & Medium Frame Fed Steers +1250 lbs	128	127.93-167.41	150.18	176.75
Large & Medium Frame Fed Heifers +1000 lbs	81	152.89-173.04	163.70	176.50
Cows	590	79.17-118.09	99.90	140.00
Bulls	56	94.47-136.04	110.97	149.00
Veal +600 lbs	124	131.90-183.87	152.43	225.00
Veal Calves 125 lbs & under	139	80.00-258.00	193.85	280.00

Stocker sale at: **Ontario Livestock Exchange, September 11, 2014 – 184** stockers

Steers	Price Range	Average	Top	Heifers	Price Range	Average	Top
900-999	194.00-203.00	198.83	204.00	800-899	187.00-195.00	196.44	195.00
800-899	155.00-209.50	192.78	209.50	700-799	134.00-192.00	163.10	217.00
600-699	137.00-242.50	214.80	242.50	600-699	107.50-181.00	152.13	181.00
400-499	257.50-260.00	269.17	260.00	500-599	150.00-186.00	179.83	186.00
399-	74.00-310.00	228.50	310.00	400-499	132.00-255.00	221.75	255.00
				300-399	245.00-277.50	247.50	277.50



Stocker sale at: **Ontario Stockyards Inc., September 11, 2014 – 335** stockers

Steers	Price Range	Average	Top	Heifers	Price Range	Average	Top
1000+	129.00-198.00	170.99	215.00	900+	157.00-187.00	172.14	187.00
900-999	185.00-225.00	209.60	228.00	800-899	165.00-216.00	200.53	216.00
800-899	206.00-232.00	219.48	238.50	700-799	208.00-225.50	220.53	225.50
700-799	170.00-247.00	219.50	252.50	600-699	192.00-240.00	216.08	240.00
600-699	235.00-268.00	251.63	283.50	500-599	226.00-252.00	243.30	252.00
500-599	196.00-311.50	265.07	322.00	400-499	241.00-279.00	259.56	279.00
400-499	240.00-360.00	300.59	360.00				
399-	235.00-310.00	281.64	345.00				

Stocker sale at: **Ottawa Livestock Exchange, September 11, 2014 – 181** stockers

Steers	Price Range	Average	Top	Heifers	Price Range	Average	Top
700-799	217.00-247.00	239.20	247.00	700-799	115.00-206.00	173.50	206.00
600-699	117.00-290.00	223.05	296.00	600-699	206.00-239.00	228.75	239.00
500-599	217.00-307.00	266.38	312.00	500-599	182.00-260.00	232.67	260.00
400-499	155.00-305.00	274.17	305.00	400-499	170.00-274.00	230.57	274.00
399-	145.00-298.00	219.33	298.00	300-399	205.00-280.00	264.60	280.00
				299-	165.00-235.00	206.25	235.00

Stocker sale at: **Brussels Livestock, September 11, 2014 – 90** stockers

Steers	Price Range	Average	Top	Heifers	Price Range	Average	Top
400-499	195.00-277.00	247.20	277.00	400-499	232.00-267.00	255.73	267.00
399-	185.00-330.00	272.50	360.00	300-399	240.00-275.00	262.27	275.00

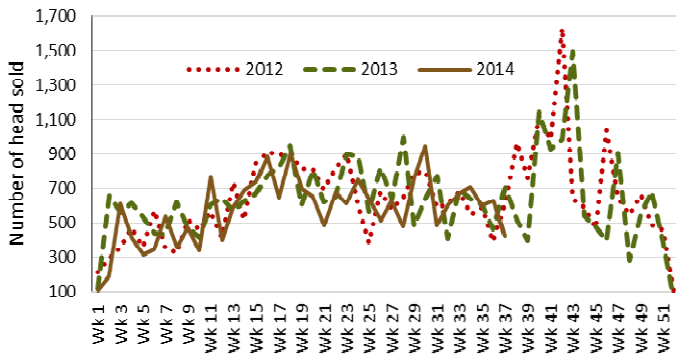
ONTARIO STOCKER & FEEDER TRADE SPECIAL FALL STOCKER SALES

Stocker sale at **Wiar-ton- Grey Bruce Livestock Sale- 293** stockers (252 steers, 41 heifers)

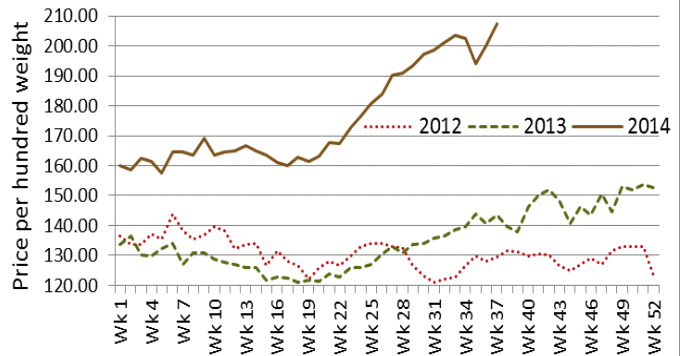
Steers	Price Range	Heifers	Price Range
1000+	172.00-205.25	1000+	191.25- 1 lot
900-999	192.00-228.25	800-899	209.50- 1 lot
800-899	217.00-235.00	700-799	207.50- 1 lot
700-799	221.00-222.00	600-699	182.00-248.00
600-699	238.00-243.00		

A very solid sale with high quality cattle which sold on a strong demand.

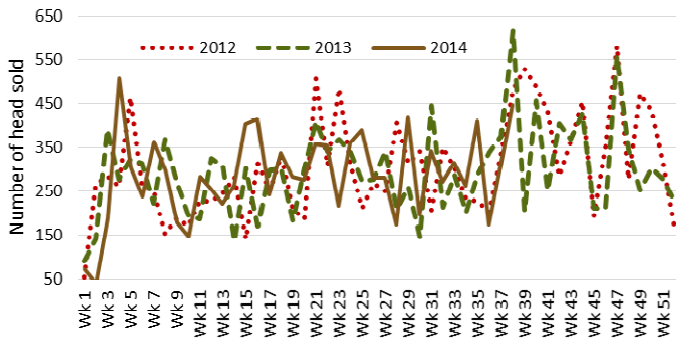
**Ontario Stocker Steers 1000 lbs & Over,
Weekly Volume Through Ont. Auction Mkts**



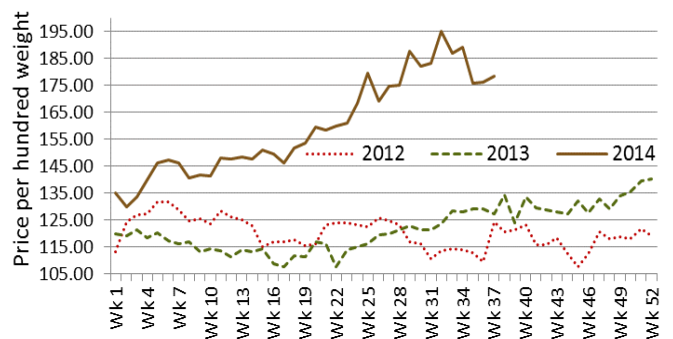
**Ont. Stocker Steers 1000 lb+
Weekly Average Price**



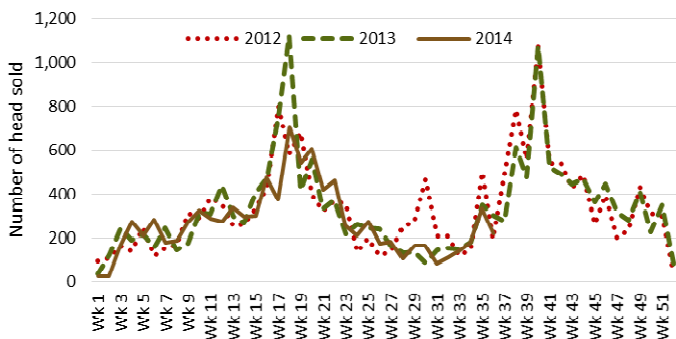
**Ontario Stocker Heifers 900lbs & Over,
Weekly Volume Through Ont. Auction Mkts**



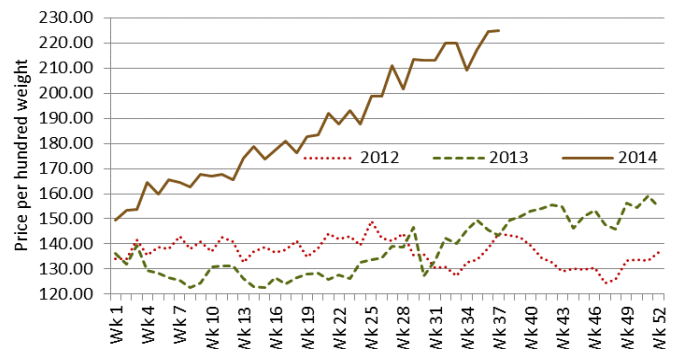
**Ont. Stocker Heifers 900 lb+
Weekly Average Price**

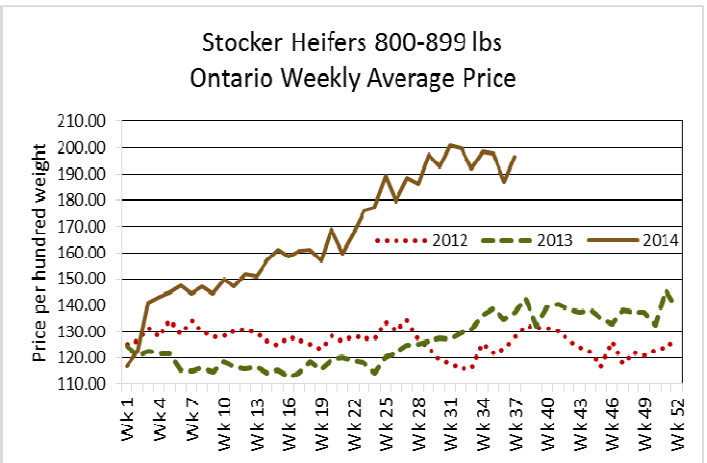
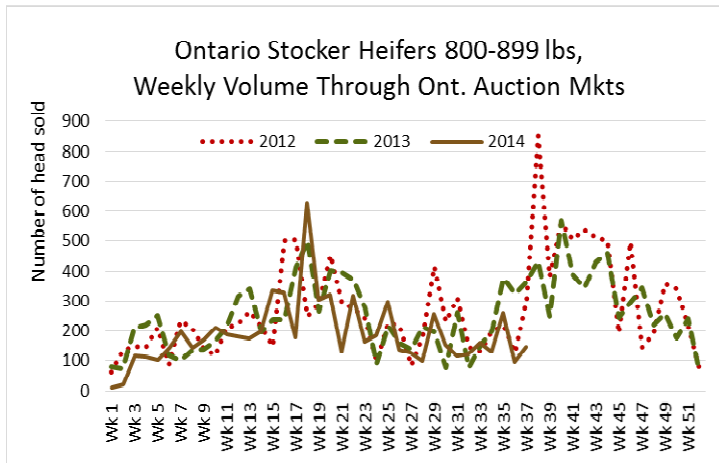


**Ontario Stocker Steers 800-899 lbs,
Weekly Volume Through Ont. Auction Mkts**



**Stocker Steers 800-899 lbs
Ontario Weekly Average Price**





U.S. BOXED BEEF CUT-OUT VALUES (U.S. funds)

	Choice 600-900	Select 600-900
Cutout Values (noon estimate):	250.53	235.33
Change (from yesterday's close):	-1.01	-0.82
Current Five Day Average:	250.83	237.46

ALBERTA DIRECT TRADE

The Alberta direct trade was mixed this week. Canfax reported live steers from \$162.00-\$165.00 live averaging \$0.88 higher than last week while steers on the rail sold from \$271.75-\$274.75 averaging \$273.69 down \$1.13 on average. Heifers were reported at \$165.00 live up \$2.70 on average, and \$274.75 dressed, up \$3.25 from last week on average.

Steers	Live	162.00-165.00	Flat rail	271.75-274.75
Heifers	Live	165.00	Flat rail	274.75

QUEBEC ELECTRONIC AUCTION MARKET (F.O.B. THE FEEDLOT)

	Price	Change from Last Week
Week Ending Thursday, Sept 11, 2014	269.50-272.50	+2.44

U.S. TRADE (U.S. funds)

The U.S. cash cattle trade this afternoon is seeing some light trade in the south developing from \$161.00-\$162.00 live which about steady to last week's weighted average, with asking prices holding at \$163.00 plus. The north is untested with bids currently at \$248.00-\$250.00 dressed, which sellers are passing on. Asking prices are reported at \$255.00 plus dressed. Moderate to active trade should surface at any time.

Choice and Select Steers and Heifers:	Live	161.00-162.00
	Rail	N/T

CHICAGO MERCANTILE EXCHANGE

Closing quotes on futures today were as follows:

Live Cattle		Feeder Cattle		Corn		Soybeans		Canadian \$	
\$/cwt US		\$/cwt US		\$/bu US		¢/bu			
Oct	156.27 -1.10	Sep	229.47 +1.42	Sep	3.390 +7.2	Sep	10.910 +29.4	Spot	90.13 -0.33
Dec	159.25 -0.45	Oct	225.92 +0.32	Dec	3.384 -2.4	Nov	9.852 +3.6	Sep	90.14 -0.30
Feb	159.57 -0.12	Nov	223.92 +0.00	Mar	3.510 -2.4	Jan	9.924 +4.2	Dec	89.95 -0.30
Apr	157.55 -0.15	Jan	217.77 -0.20	May	3.594 -2.4	Mar	9.984 +4.6	Mar	89.76 -0.30
Jun	149.55 -0.30	Mar	217.27 +0.40	Jul	2.666 -2.4	May	10.052 +4.4	Jun	89.57 -0.30
Aug	147.80 -0.42	Apr	216.80 -0.57	Sep	2.742 -2.6	Jul	10.110 +4.0	Sep	89.41 -0.30

UPCOMING SPECIAL FALL STOCKER/BRED COW SALES!

Sep 13	1:00 pm	Maple Hill Auctions	Ontario Autumn Simmental Classic
Sep 15	7:00 pm	Maple Hill Auctions Ltd	Stocker Sale
Sep 16	10:00 am	Thessalon-Algoma Co-op Livestock Sales	Yearling sale- 85% vaccinated
Sep 16	11:00 am	Ontario Stockyards Inc	Special Fall Yearling Sale
Sep 17	11:00 am	Kawartha Lakes Community Sale Barn	Stocker Sale
Sep 19	11:00 am	Community Livestock Exchange	Quinte Cattlemen's Stocker Sale
Sep 20	10:30 am	Manitoulin Livestock Exchange	Stocker Sale
Sep 20	11:00 am	Denfield Livestock Exchange	Stocker Sale and Bred Cow Sale.
Sep 24	2:00 pm	Vankleek Hill Livestock Exchange	Stocker Sale
Sep 26	9:00 am	Keady Livestock Market	Grass Yearling Sale- selling overnight stand (ONS)
Sep 26	7:00 pm	Cargill Auction Market	Heifer Sale- all breeds
Sep 27	1:00 pm	Maple Hill Auctions Ltd	"Uppin the Ante" Charolais Sale