



Daily Market Information Report - Monday, November 10, 2014

The following information is collected from various sources and disseminated by Beef Farmers of Ontario.

ONTARIO DIRECT TO PACKER RAILGRADE CATTLE TRADE

Prices are on a carcass weight basis before grade and weight discounts. (Prices for today regardless of delivery date).

A Grade Steers	288.00
A Grade Heifers	287.00

ONTARIO LIVE CATTLE TRADE

Today at **Ontario Stockyards Inc.:** 80 veal on offer.

	Price Range	Top
Veal calves +600 lbs	162.50-194.00	201.00
Veal calves 451-600 lbs	139.00-163.00	185.50

A light run of good veal calves sold actively at higher prices. *November 11th @ 11:00 am- All Vaccinated Stocker Sale with 900 head expected.*

At **Kawartha Lakes Co-op Auction Market:** November 8, 2014 – 14 fed cattle, 140 cows, 4 bulls, 66 veal

	Price Range	Average	Top
Cows	64.00-1387.00	102.00	137.00
Bulls over 1600 lbs	105.00-130.49	120.50	130.49
Veal 126-300 lbs	150.00-289.99	226.90	329.99
Veal under 125 lbs	169.99-300.00	234.39	375.00

All classes of cattle continued to sell on a high and steady market.

Stocker sale at **Brussels Livestock:** November 7, 2014 – 1,654 stockers

Steers	Price Range	Average	Top	Heifers	Price Range	Average	Top
1000+	175.00-234.50	219.43	234.50	900+	191.00-216.50	201.67	216.50
900-999	225.00-258.50	237.17	258.50	800-899	200.50-233.00	217.98	239.00
800-899	209.00-263.50	241.19	263.50	700-799	220.00-241.00	230.56	250.00
700-799	217.50-260.00	241.64	271.00	600-699	225.00-274.50	246.83	274.50
600-699	235.00-280.00	257.62	292.00	500-599	235.00-273.00	254.10	288.00
500-599	225.00-302.00	272.50	340.00	400-499	240.00-291.00	262.87	330.00
400-499	252.00-330.00	300.63	362.00	300-399	250.00-330.00	303.39	330.00
399-	302.00-355.00	329.49	355.00	299-	310.00-350.00	337.78	350.00

Calves sold on a strong active trade with prices \$3.00-\$5.00 higher. Yearlings sold on a very strong active trade at steady prices. *November 24th @ 10:00 am- Bred Cow and Stocker Sale.*

Stocker sale at **Kawartha Lakes Community Sale Barn Inc:** November 8, 2014 – 128 stockers

Steers	Price Range	Average	Top	Heifers	Price Range	Average	Top
700-799	142.99-217.49	179.89	217.49	500-599	162.99-222.50	191.70	222.50
600-699	164.99-264.99	226.10	264.99	400-499	169.99-225.00	201.39	225.00
500-599	185.00-270.00	241.40	270.00	300-399	220.00-279.99	245.80	279.99
400-499	172.50-285.00	235.19	285.00	299-	189.99-262.50	224.69	262.50
399-	210.00-287.50	254.19	287.50				

Stockers saw prices remain high and steady. *November 12th @ 11:00 am- Stocker Sale! November 16th @ 1:00 pm- Prue Bred Simmental Sale! November 19th @ 11:00 am- Peterborough/Victoria County Cattlemen's Sale- Calves and Yearlings- 90% vaccinated!*

ONTARIO STOCKER & FEEDER TRADE SPECIAL FALL STOCKER SALES

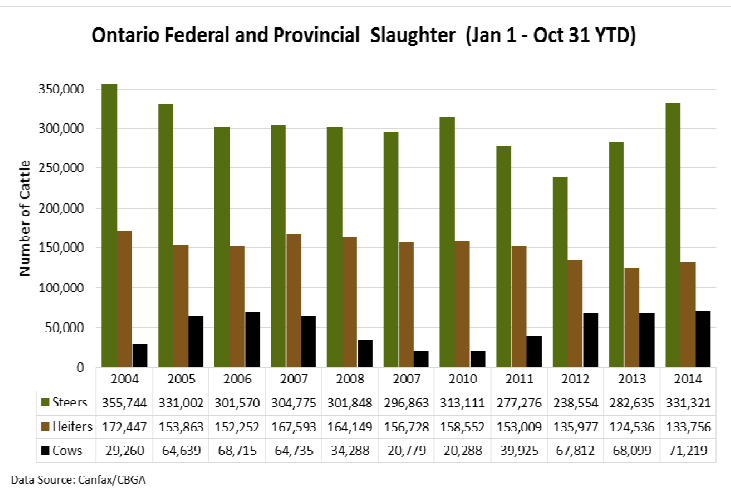
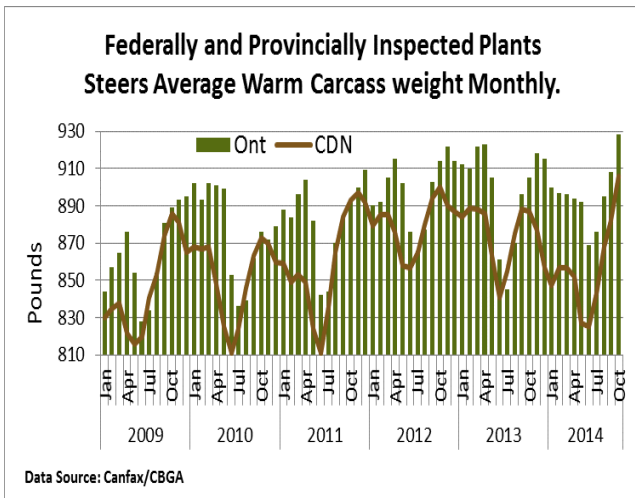
Stocker sale at **Keady Livestock Market: November 7, 2014 – 773 stockers**

Steers	Price Range	Average	Top	Heifers	Price Range	Average	Top
700-799	254.00-281.00	266.71	281.00	600-699	245.00-263.00	256.99	263.00
600-699	281.00-299.00	291.12	299.00	500-599	269.00-305.00	287.94	307.50
500-599	306.00-336.00	316.11	347.00	400-499	278.00-321.00	310.09	370.00
400-499	334.00-363.00	347.18	374.00	300-399	303.00-385.00	328.18	390.00
399-	247.00-385.00	366.55	385.00	299-	330.00-375.00	358.78	375.00

All weights and classes of cattle sold on a very strong demand with prices ranging from \$2.00-\$10.00 higher. *November 14th @ 9:00 am- Yearling steers and heifers selling on an overnight stand!*

LIVE CATTLE EXPORTS-ONTARIO

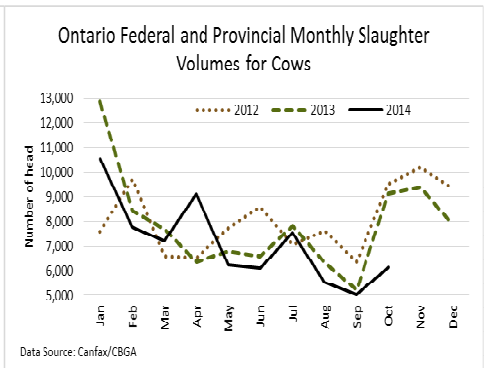
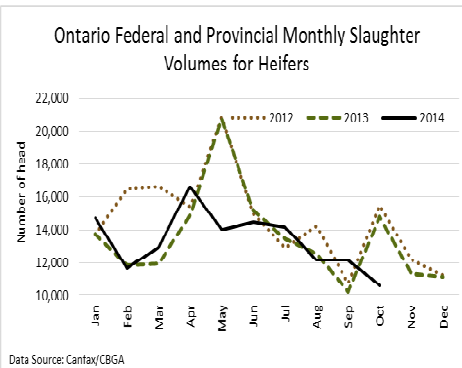
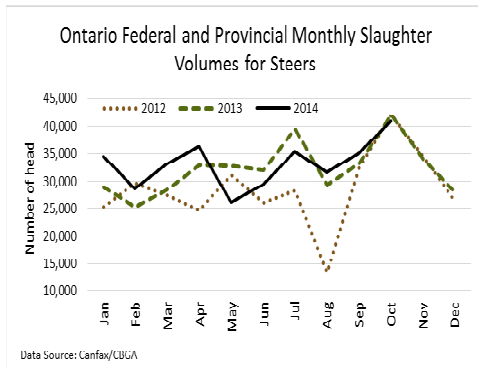
	Week ending Oct 25, 2014	Week ending Oct 18, 2014	Year to Date
Total live slaughter cattle exported from Ontario to the U.S.	4,486	3,471	144,613
Steers & Heifers	882	701	33,214
Cows	2,802	2,458	90,559
Bulls	802	312	20,840



The Ontario October average warm carcass weight for steers was 928 lbs, up 20 lbs from September 2014 and 23 lbs higher than October 2013. The Ontario October average weight for steers was the highest monthly average carcass weight since the data set began in 1997. Ontario heifers average warm carcass weight for the month of October was 813 lbs up 4 lbs from September 2014 and 24 lbs heavier than October 2013. The Canadian average carcass weights for October were 906 lbs for steers (also set new high average weight), and heifers averaging 818 lbs.

AVERAGE CARCASS WEIGHTS – CANADA

	Steers	Heifers
Nov 1, 2014	909	820
Nov 2, 2013	889	807



FEDERALLY INSPECTED CANADIAN KILL

	Week Ending November 1, 2014	# of hd Change (Week Ago)	YTD	% Change (Year Ago)
Grand Total	54,998	+5,931	2,285,843	+4%
Western Slaughter	42,243	+5,431	1,763,110	+5%
Eastern Slaughter	12,755	+500	522,733	+0%

USDA ESTIMATED CATTLE KILL

	Week Ending November 8, 2014	Previous Week	Year Ago
Grand Total	564,000	553,000	611,000

U.S. BOXED BEEF CUT-OUT VALUES (U.S. funds)

	Choice 600-900	Select 600-900
Cutout Values (noon estimate):	250.67	239.89
Change (from yesterday's close):	+1.26	+1.82
Current Five Day Average:	250.35	238.27

U.S. TRADE (U.S. funds)

The U.S. cash cattle trade on Friday was light with prices around \$0.50-\$1.50 lower. Live sales were reported from \$164.00-\$168.00 with steers averaging \$166.61 down from \$167.46 the previous week, with heifers averaging \$166.94 down from \$167.63. Dressed deals ranged from \$255.00-\$264.00 with steers averaging \$261.68 down from \$263.23 the previous week while heifers averaged \$262.12 down from \$263.24. Today the market was quiet as both sides took their inventory. This week's offering is reported as smaller in volume in all feeding states except for Colorado. Early asking prices are around \$170.00 live and \$265.00 dressed.

Choice and Select Steers and Heifers sold: Live N/T
 Rail N/T

CHICAGO MERCANTILE EXCHANGE

Closing quotes on futures today were as follows:

Live Cattle			Feeder Cattle			Corn			Soybeans			Canadian \$		
\$/cwt US			\$/cwt US			\$/bu US			¢/bu					
Dec	167.12	+0.32	Nov	239.02	+0.50	Dec	3.692	+1.6	Nov	10.274	-12.6	Spot	87.89	-0.43
Feb	168.52	+0.15	Jan	232.75	+0.30	Mar	3.820	+1.4	Jan	10.256	-11.0	Dec	87.80	-0.38
Apr	167.55	+0.40	Mar	230.30	+0.65	May	3.910	+1.4	Mar	10.302	-10.0	Mar	87.60	-0.38
Jun	156.90	+0.10	Apr	230.75	+0.80	Jul	3.982	+2.0	May	10.346	-9.6	Jun	87.40	-0.38
Aug	154.27	-0.22	May	230.17	+0.47	Sep	4.052	+2.2	Jul	10.392	-9.0	Sep	87.21	-0.38
Oct	155.40	+0.00	Aug	231.20	+0.92	Dec	4.150	+2.0	Aug	10.396	-8.4	Dec	87.08	-0.37