



Daily Market Information Report - Monday, November 17, 2014

The following information is collected from various sources and disseminated by Beef Farmers of Ontario.

ONTARIO DIRECT TO PACKER RAILGRADE CATTLE TRADE

Prices are on a carcass weight basis before grade and weight discounts. (Prices for today regardless of delivery date).

A Grade Steers	288.00
A Grade Heifers	287.00

ONTARIO LIVE CATTLE TRADE

Today at **Ontario Stockyards Inc.:** 53 veal on offer.

	Price Range	Top
Veal calves +600 lbs	164.00-190.00	196.00

Veal sold on a steady market. *November 25th @ 11:00 am- All Vaccinated Stocker Sale.*

At **Kawartha Lakes Co-op Auction Market:** November 15, 2014 – 151 cows, 8 bulls, 41 veal

	Price Range	Average	Top
Cows	62.50-131.00	102.40	145.99
Bulls under 1600 lbs	93.99-143.99	125.49	143.99
Bulls over 1600 lbs	122.99-128.49	125.40	128.49
Veal 126-300 lbs	122.50-275.00	170.50	400.00
Veal under 125 lbs	169.99-375.00	281.09	375.00

All classes of cattle sold on a good strong market. *November 26th @ 7:00 pm- Evening Bred Cow Sale!*

Stocker sale at **Brussels Livestock:** November 14, 2014 – 1,606 stockers

Steers	Price Range	Average	Top	Heifers	Price Range	Average	Top
1000+	130.00-186.00	155.46	239.00	900+	199.25-212.50	207.40	216.50
900-999	137.00-243.00	217.18	244.00	800-899	209.00-229.75	218.35	230.50
800-899	226.00-266.00	241.42	266.00	700-799	208.00-238.00	224.87	238.00
700-799	208.00-269.00	243.41	269.00	600-699	190.00-245.00	227.97	247.00
600-699	222.00-281.50	258.09	289.00	500-599	214.00-261.00	244.27	280.00
500-599	230.00-301.00	264.18	312.00	400-499	235.00-282.00	259.71	295.00
400-499	240.00-305.00	279.32	325.00	300-399	245.00-285.00	271.51	290.00
399-	240.00-321.00	279.02	335.00	299-	190.00-260.00	220.823	320.00

Choice calves sold steady to last week's high market while second cut cattle traded under pressure. Yearlings sold on a strong active trade at steady prices. *November 24th @ 10:00 am- Bred Cow and Stocker Sale.*

Stocker sale at **Kawartha Lakes Community Sale Barn Inc:** November 15, 2014 – 118 stockers

Steers	Price Range	Average	Top	Heifers	Price Range	Average	Top
600-699	132.49-239.99	212.40	239.99	500-599	144.99-250.00	193.90	250.00
500-599	162.00-277.49	232.29	277.49	300-399	162.50-260.00	107.60	260.00
400-499	225.00-317.49	282.39	317.49				
399-	169.99-304.99	248.39	304.99				

Stockers sold on a good strong market. *November 19th @ 11:00 am- Peterborough/Victoria County Cattlemen's Sale- Calves and Yearlings- 90% vaccinated!*

ONTARIO STOCKER & FEEDER TRADE SPECIAL FALL STOCKER SALES

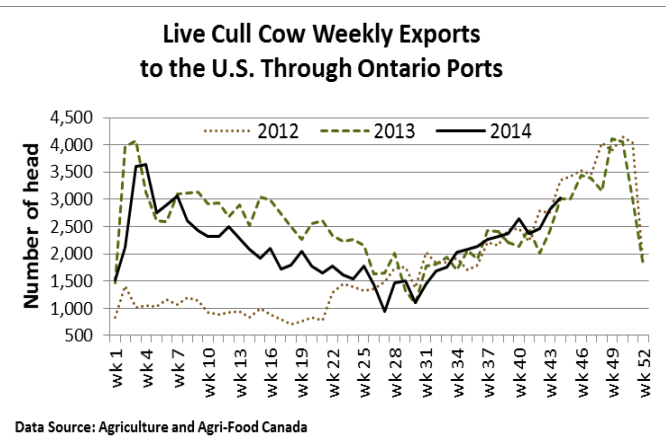
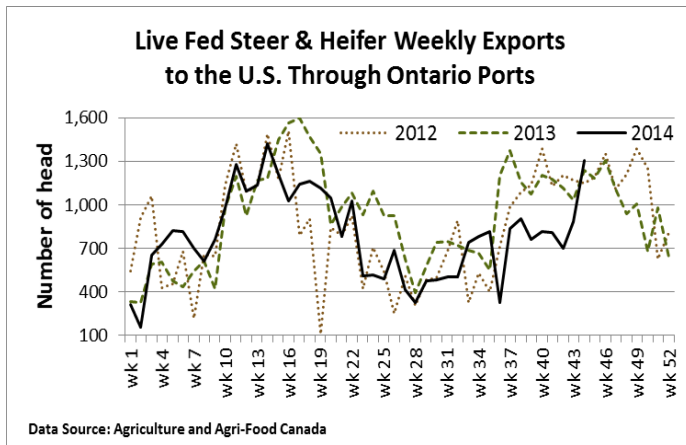
Stocker sale at **Keady Livestock Market: November 14, 2014 – 949** stockers

Steers	Price Range	Average	Top	Heifers	Price Range	Average	Top
1000+	234.25-253.00	246.06	253.00	800-899	239.00- 23 hd		
900-999	249.50-260.25	254.34	261.25				
800-899	266.00 – 15 hd						
700-799	253.00 – 12 hd						

Yearling sale- overnight stand. All weights and classes on a good active trade at fully steady prices. *November 21st @ 9:00 am- Local calf sale- pre-weaned or right off cow selling in owner lots. Also- Bred cow and Heifer- herd dispersal- already 85 Sim/Red/Angus/Char X cows and 3 Saunders Charolais breeding bulls consigned. November 28th & Dec 5th @ 5:00 pm- Bred Cow and Heifer Sale - already approx 250 consigned.*

LIVE CATTLE EXPORTS-ONTARIO

	Week ending Nov 1, 2014	Week ending Oct 25, 2014	Year to Date
Total live slaughter cattle exported from Ontario to the U.S.	4,849	4,486	149,472
Steers & Heifers	1,303	882	34,517
Cows	3,032	2,802	93,591
Bulls	524	802	21,364



The CDN dollar has eased slightly lower this last couple of weeks which has impacted the volume of exports of live fed cattle to the US through Ontario ports. As of Nov 1, 2014 there has been 34,582 fed steers and heifers exported to the US year to date, which is down from Nov 1, 2013 by 5,738 head, and 849 less than Nov 1, 2012 year to date. However, the weekly volume on Nov 1, 2014 jumped to 1,303 head, up from 882 the previous week and the second highest weekly volume recorded in 2014. Live cull cow exports to the US through Ontario ports as of Nov 1, 2014 totalled 93,643 head down 13,158 from Nov 1, 2013 but 28,803 more than Nov 1, 2012. Weekly export volumes of cull cows to the US for the week ending Nov 1, 2014, totalled 3,032 head, up from 2,802 the previous week and the fourth largest weekly volume in 2014. Cull cow exports seasonally trend higher this time of year. On the other hand, volumes of cull cows sold through Ontario auction markets as of Nov 1, 2014 totalled 103,380 head, down from 111,831 head as of Nov 1, 2013 and 106,469 head as of Nov 1, 2012.

AVERAGE CARCASS WEIGHTS – CANADA

	Steers	Heifers
Nov 8, 2014	917	827
Nov 9, 2013	889	806

FEDERALLY INSPECTED CANADIAN KILL

	Week Ending November 8, 2014	# of hd Change (Week Ago)	YTD	% Change (Year Ago)
Grand Total	50,654	-4,344	2,336,497	+4%
Western Slaughter	38,177	-4,066	1,801,287	+5%
Eastern Slaughter	12,477	-278	535,210	+0%

USDA ESTIMATED CATTLE KILL

	Week Ending November 15, 2014	Previous Week	Year Ago
Grand Total	560,000	564,000	601,000

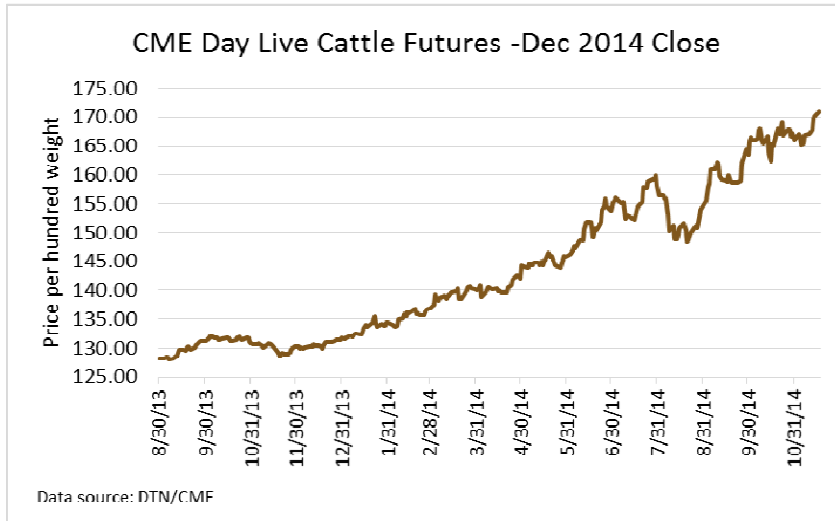
U.S. BOXED BEEF CUT-OUT VALUES (U.S. funds)

	Choice 600-900	Select 600-900
Cutout Values (noon estimate):	254.19	239.82
Change (from yesterday's close):	+2.03	+1.53
Current Five Day Average:	250.81	238.71

U.S. TRADE (U.S. funds)

The U.S. cash cattle trade on Friday was light to moderate in all feeding states with prices averaging \$3.00 higher. Steers and heifers traded from \$165.00-\$172.00 live with steers averaging \$169.90 up from \$166.61 the previous week while heifers averaged \$170.21 live up from \$166.94. On the rail steers and heifers traded from \$260.00-\$267.00 dressed with steers averaging \$264.80 up from \$261.86 the previous week while heifers averaged \$265.37 up from \$262.12. DTN analysts reported that "All live cattle futures set new contract highs on Friday. Spot December posted the highest close ever seen in the history of CME trading." Today the December contract closed higher yet again. The market today was quiet as usual for Monday, with show list distribution the only business today. This week's offering is reported as larger in volume in Kansas and Nebraska and quite a bit smaller in Texas and Colorado. Early asking prices on some show lists are at \$174.00 live in the south and \$270.00 plus dressed in the north.

Choice and Select Steers and Heifers sold:	Live	165.00-172.00
	Rail	260.00-267.00



CHICAGO MERCANTILE EXCHANGE

Closing quotes on futures today were as follows:

Live Cattle		Feeder Cattle		Corn		Soybeans		Canadian \$	
\$/cwt US		\$/cwt US		\$/bu US		¢/bu		\$/bu US	
Dec	171.00 +0.80	Nov	240.02 +0.02	Dec	3.774 -4.2	Jan	10.362 +13.6	Spot	88.43 -0.19
Feb	172.10 +0.82	Jan	237.47 +1.35	Mar	3.904 -3.6	Mar	10.440 +13.6	Dec	88.37 -0.20
Apr	169.72 +0.47	Mar	235.65 +1.05	May	3.990 -3.6	May	10.502 +13.4	Mar	88.17 -0.20
Jun	160.77 +0.40	Apr	235.77 +0.97	Jul	4.064 -3.2	Jul	10.550 +12.6	Jun	87.97 -0.20
Aug	157.40 -0.15	May	235.52 +0.65	Sep	4.126 -3.2	Aug	10.556 +12.4	Sep	87.78 -0.20
Oct	158.60 +0.30	Aug	235.85 +0.57	Dec	4.214 -2.4	Sep	10.364 +10.4	Dec	87.64 -0.20