



## Daily Market Information Report - Monday, January 25, 2016

The following information is collected from various sources and disseminated by Beef Farmers of Ontario.

### ONTARIO DIRECT TO PACKER RAILGRADE CATTLE TRADE

Prices are on a carcass weight basis before grade and weight discounts. (Prices for today regardless of delivery date).

<b>A Grade Steers</b>	292.00
<b>A Grade Heifers</b>	291.00

### ONTARIO LIVE CATTLE TRADE

Today at **Ontario Stockyards Inc.:** 67 veal on offer

	Price Range	Top
<b>Veal calves +600 lbs</b>	145.00-172.50	185.50
<b>Veal 451-600 lbs</b>	138.00-155.00	

Good veal calves sold barely steady, while second cut types sold \$5.00-\$7.00 cwt lower. *February 19<sup>th</sup> @ 7:00 pm- Evening Bred Cow Sale, March 8<sup>th</sup> @ 11:00 am- Special All Vaccinated Spring Stocker Sale.*

At **Kawartha Lakes Community Sale Barn:** January 23, 2016 – 117 cows, 5 bulls, 64 veal, 49 stockers, 19 fed cattle

	Price Range	Average	Top
<b>Cows</b>	67.50-118.99	95.39	118.99
<b>Bulls, all weights</b>	118.00-130.09	124.82	132.49
<b>Veal 600 lbs +</b>	116.99-156.00	138.90	156.00
<b>Veal 125-300 lbs</b>	180.00-302.00	246.70	350.00
<b>Veal under 125 lbs</b>	130.00-295.00	216.40	295.00

Cows and bulls sold on a steady market. Veal traded on a good demand and stockers sold on a steady trade. Bred cows sold at higher prices. *February 17<sup>th</sup> @ 11:00 am- Stocker Sale, March 23<sup>rd</sup> @ 11:00 am- Peterborough/Victoria County Cattlemen's Stocker Sale.*

Stocker sale at **Brussels Livestock:** January 22, 2016 – 1,125 stockers

<b>Steers</b>	<b>Price Range</b>	<b>Average</b>	<b>Top</b>	<b>Heifers</b>	<b>Price Range</b>	<b>Average</b>	<b>Top</b>
<b>1000+</b>	190.00-224.50	214.06	224.50	<b>+900 lbs</b>	187.25-204.75	198.00	209.50
<b>900-999</b>	216.00-234.50	225.78	234.50	<b>800-899</b>	197.00-219.50	208.61	219.50
<b>800-899</b>	192.00-238.75	224.48	238.75	<b>700-799</b>	178.00-221.00	206.65	221.00
<b>700-799</b>	196.00-249.00	226.15	260.00	<b>600-699</b>	175.00-233.00	202.08	235.00
<b>600-699</b>	215.00-270.00	246.50	278.00	<b>500-599</b>	210.00-251.00	233.69	272.00
<b>500-599</b>	246.00-309.00	273.86	317.00	<b>400-499</b>	245.00-280.00	264.74	280.00
<b>400-499</b>	245.00-294.00	270.98	327.00				
<b>399-</b>	210.00-335.00	277.50	335.00				

Calves and yearlings sold on a strong active trade with calves selling steady while yearlings were \$2.00-\$3.00 higher.

Stocker sale at **Community Livestock Exchange,** January 22, 2016 – 721 stockers - Quinte Cattlemen's Stocker Sale

<b>Steers</b>	<b>Price Range</b>	<b>Average</b>	<b>Top</b>	<b>Heifers</b>	<b>Price Range</b>	<b>Average</b>	<b>Top</b>
<b>1000+</b>	185.00-210.00	207.80	210.00	<b>800-899</b>	165.00-216.00	202.50	216.00
<b>900-999</b>	185.00-232.00	213.70	232.00	<b>700-799</b>	157.50-240.00	225.90	240.00
<b>800-899</b>	200.99-235.00	226.39	235.00	<b>600-699</b>	187.00-255.00	232.70	255.00
<b>700-799</b>	175.00-254.00	241.60	254.00	<b>500-599</b>	199.00-270.00	246.90	270.00
<b>600-699</b>	185.00-271.00	251.90	271.00	<b>400-499</b>	199.00-280.00	255.90	280.00
<b>500-599</b>	215.00-306.00	257.20	306.00	<b>300-399</b>	200.00-270.00	230.70	270.00
<b>400-499</b>	231.00-332.50	275.50	332.50				

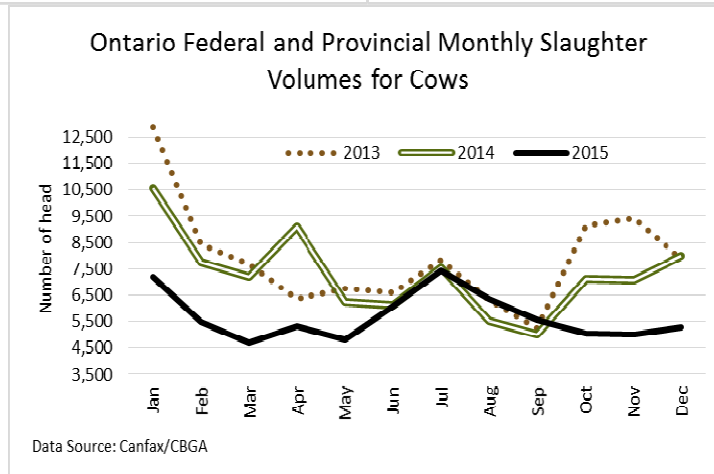
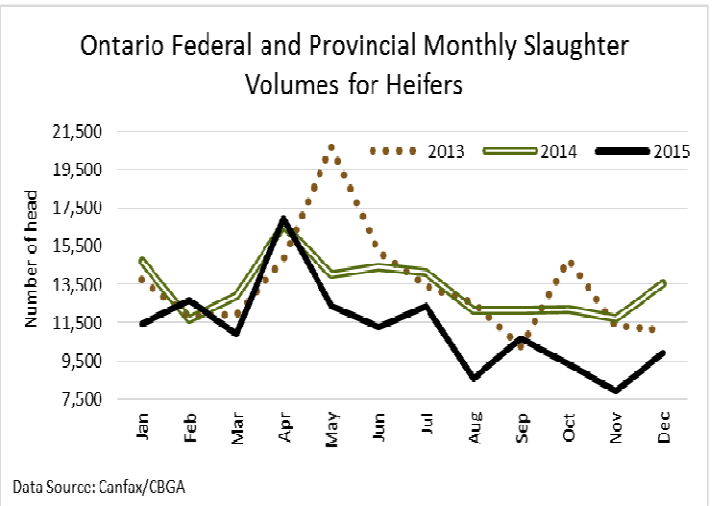
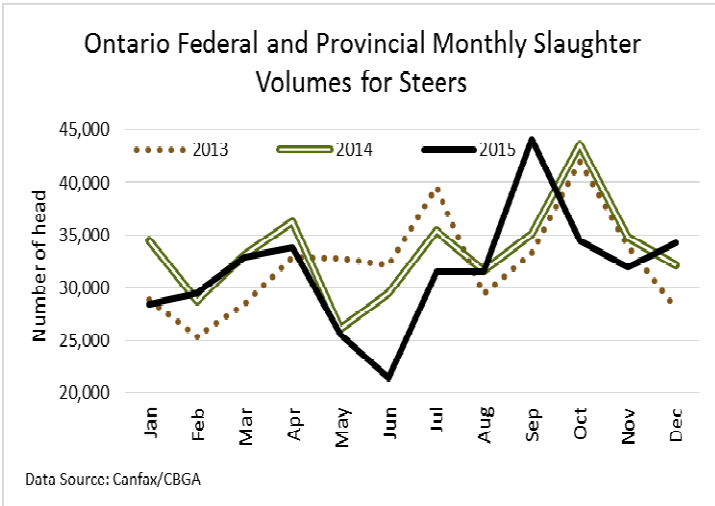
There was an excellent group of 721 on offer comprised of 255 heifers and 466 steers. Bidding was active on all classes with the price range being relatively narrow. There were 48 consignors.

### LIVE CATTLE EXPORTS-ONTARIO

	Week ending Jan 9, 2016	Week ending Jan 2, 2016	Year to Date
Total live slaughter cattle exported from Ontario to the U.S.	3,458	2,199	3,458
Steers & Heifers	659	619	659
Cows	2,523	1,216	2,523
Bulls	276	364	276

### FEDERALLY INSPECTED CANADIAN KILL

	Week Ending Jan 16, 2016	# of hd Change (Week Ago)	YTD	% Change (Year Ago)
Grand Total	47,080	+994	93,166	+1%
Western Slaughter	35,276	-800	71,352	+2%
Eastern Slaughter	11,804	+1,794	21,814	-2%



### AVERAGE CARCASS WEIGHTS – CANADA

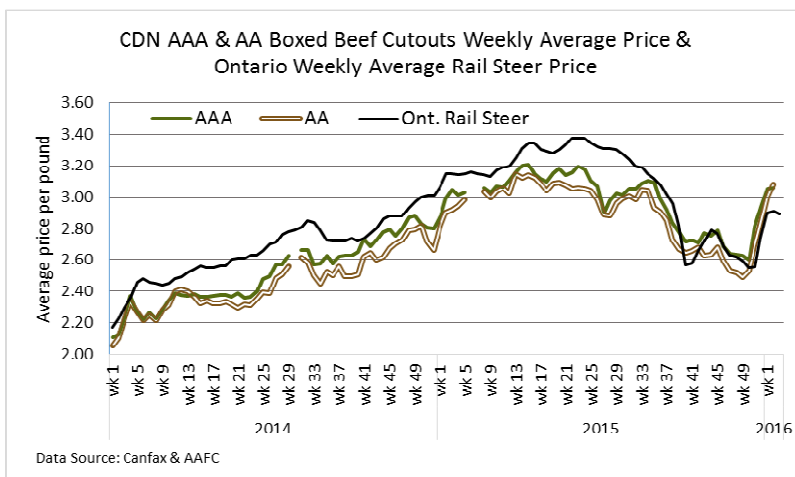
	Steers	Heifers
Jan 16, 2016	946	862
Jan 9, 2016	942	862
Jan 17, 2015	876	806

### USDA ESTIMATED CATTLE KILL

	Week Ending Jan 23, 2016	Previous Week	Year Ago
Grand Total	569,000	568,000	581,000

### CANADIAN BOXED BEEF CUT-OUT VALUES

Week Ending	AAA	AA
January 15, 2016	3.0558	3.0791
January 8, 2016	3.0549	3.0092
January 1, 2016	2.9369	2.8437



### U.S. BOXED BEEF CUT-OUT VALUES (U.S. funds)

	Choice 600-900	Select 600-900
Cutout Values (noon estimate):	223.96	219.56
Change (from yesterday's close):	-0.87	-1.12
Current Five Day Average:	228.73	223.31

### U.S. TRADE (U.S. funds)

The U.S. cash cattle trade last week was light to moderate late Friday afternoon in the south with prices fully steady to last week from \$125.50-\$135.00 live, with steers averaging @133.72 compared to \$133.25 the previous week, while heifers averaged \$133.60 up slightly from \$133.22 the week before. (As reported by the USDA Mandatory Price Report.) In the north a few sales were noted early to mid-week at \$202.00 dressed but on Friday the market was steady to stronger from \$204.00-\$215.50 dressed. Overall, for the week, steers averaged \$207.64 down from \$209.56 the previous week while heifers averaged \$207.93 down from \$210.53, however Friday was reported to be steady to \$1.00 stronger. Today the market was quiet as both sides took inventory. This week's offering is smaller in volume with early asking prices set around \$137.00-\$138.00 live in the south and \$215.00 plus dressed in the north. Active trade is not expected to develop before the second half of the week.

Choice and Select Steers and Heifers:	Live	N/T
	Rail	N/T

### CHICAGO MERCANTILE EXCHANGE

Closing quotes on futures today were as follows:

Live Cattle		Feeder Cattle		Corn		Soybeans		Canadian \$	
Feb	131.42 -0.65	Jan	160.22 +0.80	Mar	3.696 -0.4	Mar	8.804 +4.0	Spot	70.26 -0.40
Apr	132.22 -0.85	Mar	157.77 -0.12	May	3.746 +0.0	May	8.816 +4.4	Mar	70.27 -0.39
Jun	122.80 -1.05	Apr	157.32 -0.50	Jul	3.800 +0.2	July	8.866 +4.6	Jun	70.29 -0.40
Aug	119.32 -0.82	May	156.67 -0.82	Sep	3.850 +0.4	Aug	8.882 +5.0	Sep	70.35 -0.38
Oct	120.05 -0.85	Aug	157.82 -1.07	Dec	3.924 +0.4	Sep	8.874 +5.2	Dec	70.41 -0.38
Dec	120.27 -0.80	Sep	155.75 -0.92	Mar	4.016 +0.6	Nov	8.896 +6.0	Mar	70.48 -0.37

Beef Farmers of Ontario, 130 Malcolm Road, Guelph, ON N1K 1B1 Phone: (519) 824-0334 Fax: (519) 824-9161 or email: [markets@ontariobeef.com](mailto:markets@ontariobeef.com)