



Daily Market Information Report - Monday, March 21, 2016

The following information is collected from various sources and disseminated by Beef Farmers of Ontario.

ONTARIO DIRECT TO PACKER RAILGRADE CATTLE TRADE

Prices are on a carcass weight basis before grade and weight discounts. (Prices for today regardless of delivery date).

A Grade Steers	282.00-285.00
A Grade Heifers	281.00-284.00

ONTARIO LIVE CATTLE TRADE

Today at **Ontario Stockyards Inc.:** 48 veal on offer

	Price Range	Top
Veal calves +600 lbs	128.50-165.00	171.50
Veal 451-600 lbs	N/T	

Good veal calves sold on a steady market. Heavier and plainer types sold lower. *Friday April 1st @ 7:00 pm- Bred Cow Sale! Tuesday April 12th @ 11:00 am- All Vaccinated Stocker Sale!*

At **Kawartha Lakes Community Sale Barn: March 12, 2016** –57 cows, 5 bulls, 34veal, 61 stockers

	Price Range	Average	Top
Cows	61.99-107.00	86.49	107.00
Bulls over 1600 lbs	125.49-134.00	129.40	134.00
Bulls under 1600 lbs	145.90-157.00	151.20	157.00
Veal +600 lbs	113.99-139.99	130.60	139.99
Veal 126-300 lbs	200.00-310.00	248.70	310.00
Veal under 125 lbs	194.99-370.00	277.80	500.00

All classes of cattle sold under pressure at lower prices. *Wednesday, March 23rd @ 11:00am - Peterborough County Cattlemen's/Victoria County Beef Farmers -Stocker Sale.*

Stocker sale at **Brussels Livestock: March 18, 2016** – 1,468 stockers

Steers	Price Range	Average	Top	Heifers	Price Range	Average	Top
1000+ lbs	161.00-183.00	170.60	190.50	+900 lbs	155.00-169.50	164.54	183.50
900-999	174.00-193.00	183.34	194.00	800-899	160.00-184.00	175.11	200.00
800-899	171.00-207.00	193.83	207.00	700-799	171.00-200.00	188.93	200.00
700-799	183.00-232.50	215.77	235.00	600-699	162.00-212.50	191.21	230.00
600-699	190.00-240.00	216.71	240.00	500-599	195.00-235.00	220.81	240.00
500-599	212.00-256.00	232.43	256.00	400-499	175.00-265.00	234.43	265.00
400-499	212.00-288.00	256.03	297.00				
399-	90.00-290.00	190.00	290.00				

Grass type cattle sold actively at higher prices with fleshier types and yearlings selling under pressure. *March 26th @ 10:00 am- Stocker sale in lieu of Good Friday's sale- moved to Saturday which also includes a Bred Cow Sale.*

Stocker sale at **Community Livestock Exchange: March 18, 2016 – 850** stockers

Steers	Price Range	Average	Top	Heifers	Price Range	Average	Top
1000+ lbs	117.00-177.00	171.00	177.00	+900 lbs	106.00-115.50	113.19	115.50
900-999	133.00-186.00	173.80	186.00	800-899	126.00-189.00	168.70	189.00
800-899	132.50-199.00	178.40	199.00	700-799	135.00-208.00	175.80	208.00
700-799	128.00-219.00	194.60	219.00	600-699	140.00-223.00	188.00	223.00
600-699	165.00-237.50	213.20	237.50	500-599	152.50-238.00	210.40	238.00
500-599	140.00-260.00	227.50	260.00	400-499	120.00-238.00	196.10	238.00
400-499	172.50-272.50	241.20	272.50				

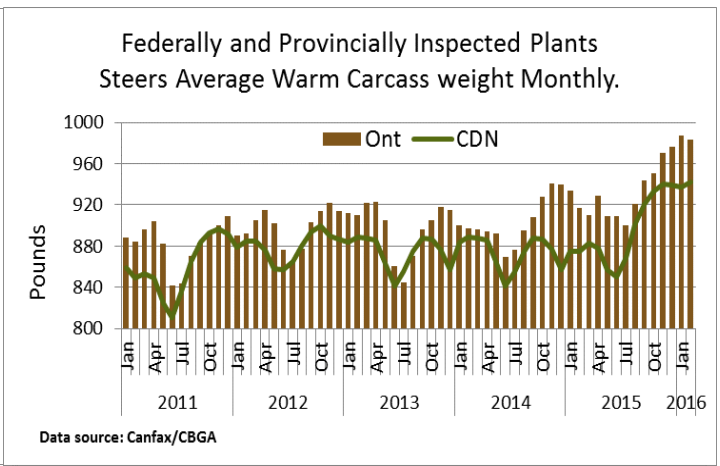
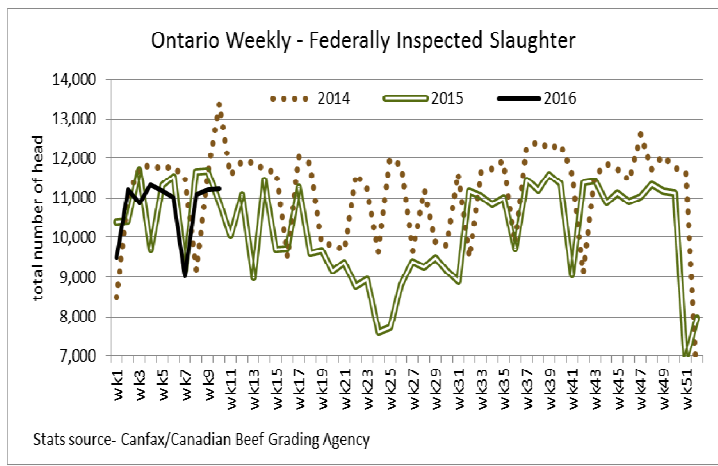
Calves and yearlings sold on a steady market.

ONTARIO BRED COW SALES

Keady Livestock Market., March 18, 2016 – 220 Bred cows, 8 Cow calf pairs (\$ per head)

	Exotic and Exotic X	British and British X
Top quality bred cows	\$2500-\$3050	\$2200-\$2600
Avg quality bred cows	\$1800-\$2580	\$1700-\$2100
Top quality cow/calf pairs	\$2600-\$3050	N/T
Avg quality cow/calf pairs	N/T	N/T

A well-attended sale with good interest in good quality vaccinated cows!



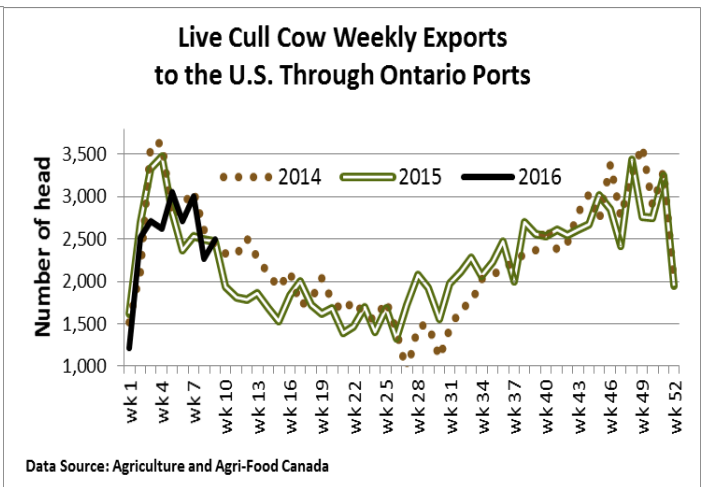
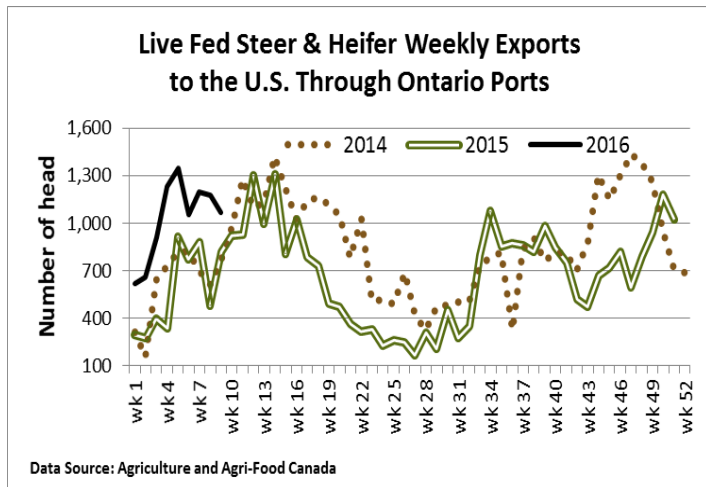
As of the week ending March 12, 2016 there were 107,686 cattle slaughtered in Ontario federally inspected plants, which is down 836 from the same time in 2015 and down 4,637 head from the same time in 2014. Carcass weights in Ontario averaged 983 lbs in February 2016, down 4 lbs from January 2016, but 66 lbs heavier than February 2015. Canadian carcass weights in February 2016 increased 5 lbs from January 2016 to 942 lbs, and February 2016 Canadian carcass weights are 67 lbs heavier than February 2015.

FEDERALLY INSPECTED CANADIAN KILL

	Week Ending Mar 12, 2016	# of hd Change (Week Ago)	YTD	% Change (Year Ago)
Grand Total	47,695	-933	466,097	-4%
Western Slaughter	35,839	-984	352,533	-5%
Eastern Slaughter	11,856	+51	113,564	-1%

AVERAGE CARCASS WEIGHTS – CANADA

	Steers	Heifers
Mar 12, 2016	937	853
Mar 5, 2016	939	855
Mar 14, 2015	886	818



LIVE CATTLE EXPORTS-ONTARIO

	Week ending Mar 5, 2016	Week ending Feb. 27, 2016	Year to Date
Total live slaughter cattle exported from Ontario to the U.S.	3,870	4,068	37,323
Steers & Heifers	1,108	1,070	9,748
Cows	2,408	2,500	23,830
Bulls	354	498	3,745

USDA ESTIMATED CATTLE KILL

	Week Ending Mar 19, 2016	Previous Week	Year Ago
Grand Total	545,000	536,000	520,000

CANADIAN BOXED BEEF CUT-OUT VALUES

Week Ending	AAA	AA
March 11, 2016	2.9358	2.8253
March 4, 2016	2.9284	2.7830
February 26, 2016	2.9037	2.7641

U.S. BOXED BEEF CUT-OUT VALUES (U.S. funds)

	Choice 600-900	Select 600-900
Cutout Values (noon estimate):	231.19	223.20
Change (from yesterday's close):	-0.62	+0.87
Current Five Day Average:	231.77	221.61

U.S. TRADE (U.S. funds)

The U.S. cash cattle trade last Friday sold on a stronger market. The USDA Mandatory Price report lists live sales from \$138.00-\$141.00 with steers averaging \$139.18 up \$1.25 from the previous week on average, while heifers averaged \$139.17 up \$1.36. On the rail steers and heifers sold from \$220.00-\$225.00 dressed with steers averaging \$222.89 up \$2.97 from the previous week on average, while heifers averaged \$222.99 up \$3.48. Today the market was quiet as both sides took inventory and new show lists were released. This week's offering is smaller in the north and larger in the south (overall volumes are larger than last week), with asking prices currently undefined. With a short work week this week, packer demand is not expected to be as strong as last week.

Choice and Select Steers and Heifers:	Live	N/T
	Rail	N/T

CHICAGO MERCANTILE EXCHANGE

Closing quotes on futures today were as follows:

Live Cattle		Feeder Cattle		Corn		Soybeans		Canadian \$	
Apr	138.35 -1.47	Mar	162.37 -0.85	May	3.694 +2.4	May	9.020 +4.4	Spot	76.53 -0.22
Jun	127.85 -1.25	Apr	157.97 -4.22	Jul	3.742 +2.4	July	9.082 +4.0	Jun	76.55 -0.20
Aug	122.15 -1.17	May	156.77 -3.92	Sep	3.792 +2.4	Aug	9.104 +4.0	Sep	76.58 -0.19
Oct	121.32 -0.80	Aug	156.10 -3.45	Dec	3.876 +2.2	Sep	9.104 +4.2	Dec	76.61 -0.20
Dec	120.97 -0.87	Sep	154.40 -3.35	Mar	3.962 +2.2	Nov	9.134 +3.6	Mar	76.65 -0.20
Feb	120.00 -0.95	Oct	152.20 -2.95	May	4.004 +2.2	Jan	9.174 +3.4	Jun	76.72 -0.19

Beef Farmers of Ontario, 130 Malcolm Road, Guelph, ON N1K 1B1 Phone: (519) 824-0334 Fax: (519) 824-9161 or email: markets@ontariobeef.com