



Daily Market Information Report - Friday, April 1, 2016

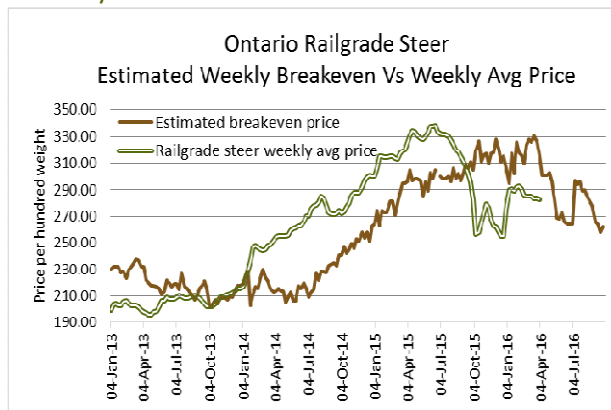
The following information is collected from various sources and disseminated by Beef Farmers of Ontario.

ONTARIO DIRECT TO PACKER RAILGRADE CATTLE TRADE

Prices are on a carcass weight basis before grade and weight discounts. (Prices for today regardless of delivery date).

A Grade Steers No Bids/sales today

A Grade Heifers No Bids/sales today



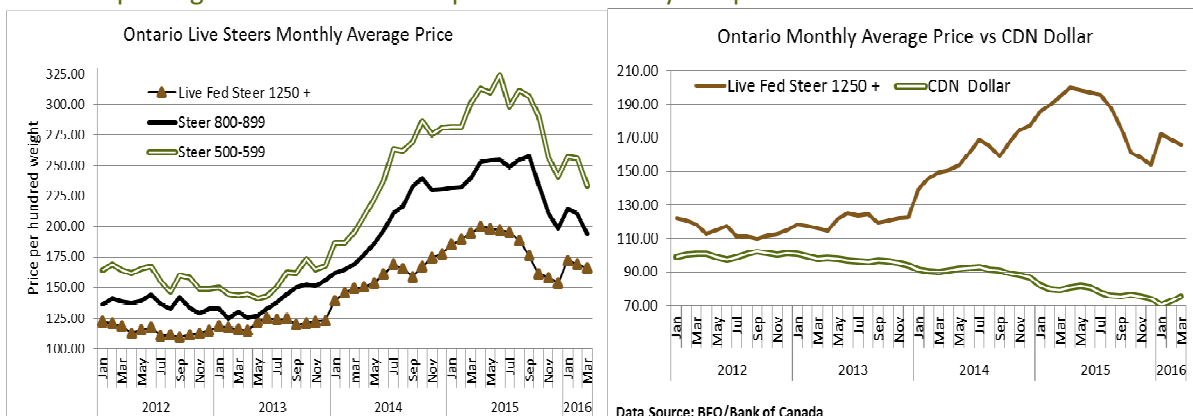
The information provided on this report is based on weighted averages for actual data collected. Input costs are a guideline only and will vary from producer to producer. BFO does not take any responsibility and accepts no legal liability arising from or connected to damages or losses experienced by producers when using this information. This is to be used at your own risk.

ONTARIO LIVE CATTLE TRADE

Today at **Brussels Livestock** – 1,525 stockers (750 yearlings left to sell)

Steers	Price Range	Average	Top	Heifers	Price Range	Average	Top
1000+	158.50-160.00	158.80	160.00	900+	142.00-179.50	158.35	179.50
900-999	150.00-191.00	180.80	191.00	800-899	166.00-195.00	187.79	195.00
800-899	178.50-200.00	184.07	204.00	700-799	170.00-199.00	184.11	202.00
700-799	171.00-204.00	188.29	210.00	600-699	176.00-222.00	195.52	222.00
600-699	171.00-218.00	197.13	238.00	500-599	160.00-217.00	197.38	232.00
500-599	201.00-262.00	229.48	262.00	400-499	170.00-236.00	207.78	236.00
400-499	197.00-248.00	223.81	248.00	300-399	160.00-195.00	181.78	280.00
399-	190.00-316.00	246.22	316.00				

Plain and fleshy cattle sold steady with choice calves selling at higher prices. Yearlings were just starting to trade at time of reporting. Final results will be posted on Monday's Report.



Data Source: BFO/Bank of Canada

Ontario auction sales on **Thursday** saw weighted prices for:

	Volume	Price Range	Average	Top
Large & Medium Frame Fed Steers +1250 lbs	126	143.10-169.88	161.13	175.50
Large & Medium Frame Fed Heifers +1000 lbs	54	134.00-166.81	154.70	168.50
Cows	826	78.61-95.95	87.02	139.00
Bulls	22	113.96-124.45	119.10	139.00
Veal +600 lbs	208	91.42-129.49	115.53	225.00
Veal Calves 125 lbs & under	185	129.00-265.00	200.31	375.00

Stocker sale at: **Ontario Livestock Exchange, March 31, 2016 – 230** stockers

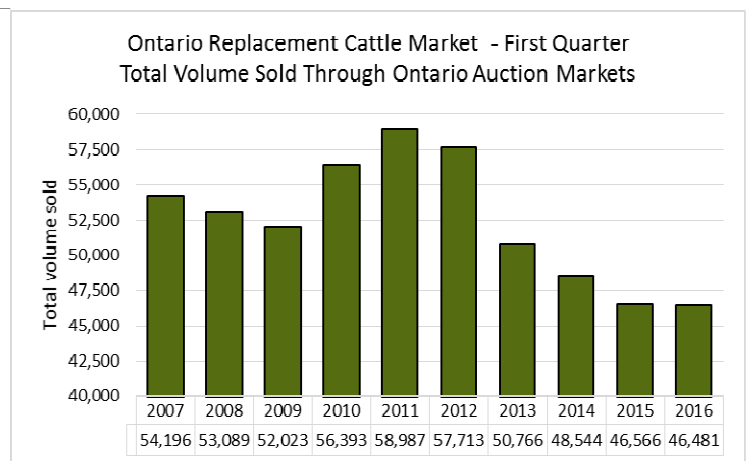
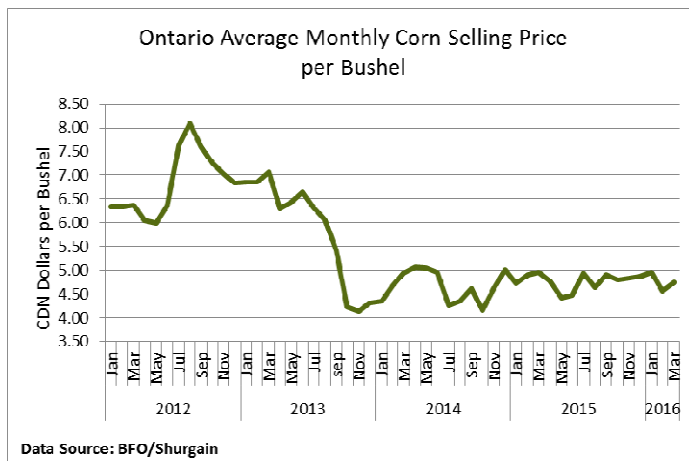
Steers	Price Range	Average	Top	Heifers	Price Range	Average	Top
1000+	152.00-174.00	160.60	174.00	700-799	139.00-154.00	148.56	160.00
900-899	159.00-175.00	166.50	188.00	600-699	152.50-167.50	161.90	167.50
800-899	169.00-191.00	183.11	191.00				
700-799	151.00-185.00	172.36	191.00				
600-699	123.00-208.00	173.83	208.00				
500-599	170.00-202.50	187.29	202.50				

Stockers sold steady selectively at barely steady prices.

Stocker sale at: **Ontario Stockyards Inc., March 31, 2016 – 506** stockers

Steers	Price Range	Average	Top	Heifers	Price Range	Average	Top
1000+	110.00-170.00	142.22	180.00	900+	125.00-154.00	146.82	154.00
900-999	155.00-190.00	171.49	190.00	800-899	140.00-169.50	153.25	169.50
800-899	165.00-192.00	181.58	192.00	700-799	154.00-182.50	171.59	182.50
700-799	177.00-215.00	194.78	220.00	600-699	170.00-216.50	192.70	216.50
600-699	201.00-256.00	225.75	256.00	500-599	165.00-218.00	194.16	233.50
500-599	205.00-266.00	235.96	267.50	400-499	177.50-265.00	226.24	272.00
400-499	230.00-271.00	248.57	271.00	300-399	200.00-210.00	203.49	210.00
399-	232.00-263.00	247.30	263.00				

Good quality grass type cattle sold steady, with all others selling under pressure.



Stocker sale at: **Ottawa Livestock Exchange, March 31, 2016 – 140** stockers

Steers	Price Range	Average	Top	Heifers	Price Range	Average	Top
700-799	128.00-186.00	169.38	186.00	700-799	137.00-172.00	157.92	172.00
600-699	175.00-215.00	193.62	235.00	600-699	158.00-189.00	175.81	198.00
500-599	180.00-250.00	215.88	250.00	500-599	136.00-192.00	164.23	210.00
400-499	185.00-264.00	226.44	264.00	400-499	178.00-215.00	196.50	215.00
399-	150.00-232.00	189.25	232.00	300-399	200.00-215.00	206.00	215.00
				299-	160.00-350.00	274.00	350.00

U.S. BOXED BEEF CUT-OUT VALUES (U.S. funds)

	Choice 600-900	Select 600-900
Cutout Values (noon estimate):	219.85	208.11
Change (from yesterday's close):	-1.14	-2.37
Current Five Day Average:	223.51	214.50

QUEBEC ELECTRONIC AUCTION MARKET (F.O.B. THE FEEDLOT)

	Price	Change from Last Week
Week Ending Thursday, March 31, 2016	276.00-279.00	-2.94

ALBERTA DIRECT TRADE

The Alberta direct trade was light with prices lower than last week, with steers down \$5.87 dressed on average. No heifers were sold last week to compare prices. Canfax reports: "Initial sales are 4.00-8.00 lower than the previous week. Lift times are all over the map, one plant was scheduling cattle for the first half of April delivery while the other was bidding on cattle for May delivery. Tentatively cash to futures basis levels did strengthen, basis levels are now at the strongest levels seen this year which did encourage producers to market cattle.

Steers	Live	168.00	Flat rail	273.00-274.50
Heifers	Live	166.50	Flat rail	274.50

U.S. TRADE (U.S. funds)

The U.S. cash cattle trade on Thursday was light to moderate with live sales from \$131.00-\$136.00 averaging \$133.00 down \$3.00 from last week on average. Dressed deals ranged from \$213.00-\$216.00 averaging \$214.50 down \$3.00 from last week on average. Today, a few scattered deals in the north ranged from \$214.00-\$215.00 dressed which is steady to Thursday, while the south remained very quiet. At this point it appears that this week's trade has been completed.

Choice and Select Steers and Heifers:	Live	131.00-136.00
	Rail	213.00-216.00

CHICAGO MERCANTILE EXCHANGE

Closing quotes on futures today were as follows:

Live Cattle			Feeder Cattle			Corn			Soybeans			Canadian \$					
\$/cwt US			\$/cwt US			\$/bu US			¢/bu			\$/bu US			¢/bu		
Apr	132.97	+0.05	Apr	156.20	-0.87	May	3.540	+2.4	May	9.182	+7.4	Spot	76.78	-0.28			
Jun	123.57	+0.45	May	154.70	-0.55	Jul	3.576	+2.0	July	9.260	+8.2	Jun	76.77	-0.30			
Aug	119.57	-0.60	Aug	155.00	-0.07	Sep	3.616	+1.2	Aug	9.284	+8.0	Sep	76.78	-0.30			
Oct	119.47	-0.37	Sep	153.65	-0.05	Dec	3.696	+1.0	Sep	9.284	+7.6	Dec	76.80	-0.30			
Dec	119.17	-0.22	Oct	151.92	+0.12	Mar	3.794	+1.2	Nov	9.322	+7.4	Mar	76.83	-0.29			
Feb	118.25	-0.42	Nov	147.90	-0.05	May	3.852	+1.2	Jan	9.364	+8.0	Jun	76.87	-0.30			

Beef Farmers of Ontario, 130 Malcolm Road, Guelph, ON N1K 1B1 Phone: (519) 824-0334 Fax: (519) 824-1930 or email: markets@ontariobeef.com.

ONTARIO STOCKER & FEEDER TRADE SPECIAL STOCKER SALES

2-Apr	11:00 AM	Denfield Livestock Exchange	Spring Stocker and Bred Cow Sale
8-Apr	5:00 PM	Keady Livestock Market	Bred Cow Sale
12-Apr	11:00 AM	Ontario Stockyards Inc	Spring All Vaccinated Stocker Sale
13-Apr	11:00 AM	Kawartha Lakes Community Sale Barn	Stocker Sale
16-Apr	11:00 AM	Denfield Livestock Exchange	Spring Stocker & Bred Cow, Cow/Calf Pair Sale
20-Apr	7:00 PM	Kawartha Lakes Community Sale Barn	Bred Cow Sale
22-Apr	9:00 AM	Keady Livestock Market	Spring Stocker Sale
23-Apr	9:00 AM	Rainy River Cattlemen's Sale-Stratton	Spring Stocker Sale- cows, bulls etc
27-Apr	11:00 AM	Aylmer Stockyards Inc	Spring Stocker Sale, After Regular Sale
30-Apr	11:00 AM	Denfield Livestock Exchange	Spring Stocker & Bred Cow, Cow/Calf Pair Sale