



## Daily Market Information Report - Monday, April 18, 2016

The following information is collected from various sources and disseminated by Beef Farmers of Ontario.

### ONTARIO DIRECT TO PACKER RAILGRADE CATTLE TRADE

Prices are on a carcass weight basis before grade and weight discounts. (Prices for today regardless of delivery date).

**A Grade Steers** 266.00-270.00

**A Grade Heifers** 265.00-269.00

### ONTARIO LIVE CATTLE TRADE

Today at **Ontario Stockyards Inc.:** 66 veal on offer

	Price Range	Top
<b>Veal calves +600 lbs</b>	109.00-127.50	170.00

Veal sold steady. *Tuesday May 3rd @ 11:00 am- All Vaccinated Stocker Sale!*

At **Kawartha Lakes Community Sale Barn: April 16, 2016** –111 cows, 7 bulls, 55 veal, 38 stockers

	Price Range	Average	Top
<b>Cows</b>	59.99-110.00	85.09	110.00
<b>Bulls all weights</b>	105.21-114.07	110.49	117.50
<b>Veal 600 lbs +</b>	95.99-144.99	122.99	144.99
<b>Veal 125-300 lbs</b>	175.00-250.00	208.30	250.00
<b>Veal under 125 lbs</b>	160.00-252.49	224.59	433.30

Cows and bulls both sold on a steady market. Veal sold steady to stronger and stockers sold on a good active trade.

*April 20<sup>th</sup> @ 7:00 pm- Bred Cow and Breeder Bull Sale! May 4th @ 11:00 am- Peterborough Cattlemen's & Victoria Beef Farmers Spring Stocker Sale!*

Stocker sale at **Brussels Livestock: April 15, 2016** – 1,329 stockers

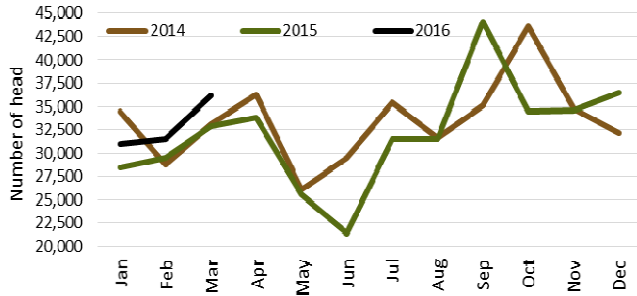
<b>Steers</b>	<b>Price Range</b>	<b>Average</b>	<b>Top</b>	<b>Heifers</b>	<b>Price Range</b>	<b>Average</b>	<b>Top</b>
<b>1000+ lbs</b>	160.00-173.00	163.85	182.00	<b>+900 lbs</b>	148.75-170.25	159.08	178.50
<b>900-999</b>	167.75-187.50	178.76	187.50	<b>800-899</b>	163.00-186.50	174.71	186.50
<b>800-899</b>	169.00-194.25	183.47	197.50	<b>700-799</b>	165.00-216.50	184.63	216.50
<b>700-799</b>	182.25-210.00	196.52	228.00	<b>600-699</b>	167.00-218.00	191.01	235.00
<b>600-699</b>	203.00-245.00	224.45	245.00	<b>500-599</b>	192.00-245.00	230.71	245.00
<b>500-599</b>	196.00-247.00	214.90	266.00	<b>400-499</b>	205.00-252.00	225.10	261.00
<b>400-499</b>	210.00-280.00	238.86	280.00	<b>300-399</b>	200.00-281.00	245.89	281.00
<b>399-</b>	210.00-240.00	225.00	240.00				

Calves and yearlings sold on a strong active trade with calves trading \$5.00-\$10.00 cwt higher and yearlings up \$5.00 cwt.

### FEDERALLY INSPECTED CANADIAN KILL

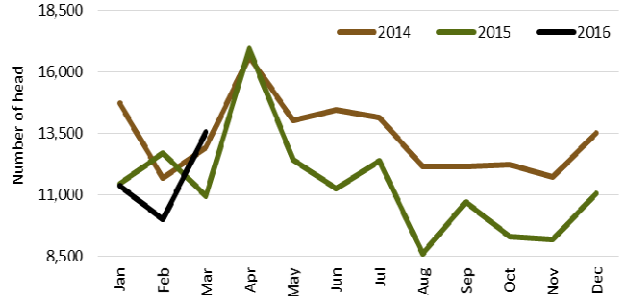
	<b>Week Ending Apr 2, 2016</b>	<b># of hd Change (Week Ago)</b>	<b>YTD</b>	<b>% Change (Year Ago)</b>
<b>Grand Total</b>	<b>47,573</b>	<b>+2,332</b>	<b>602,981</b>	<b>-3%</b>
<b>Western Slaughter</b>	33,28235,663	+2,381	456,327	-5%
<b>Eastern Slaughter</b>	11,910	-49	146,654	+0%

Ontario Federal and Provincial Monthly Slaughter Volumes for Steers



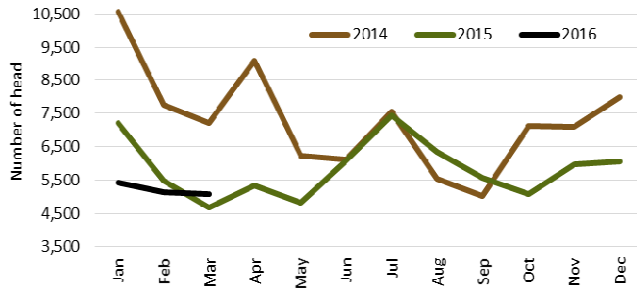
Data Source: Canfax/CBGA

Ontario Federal and Provincial Monthly Slaughter Volumes for Heifers



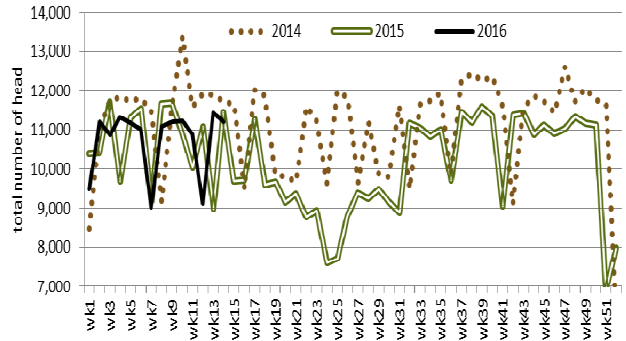
Data Source: Canfax/CBGA

Ontario Federal and Provincial Monthly Slaughter Volumes for Cows



Data Source: Canfax/CBGA

Ontario Weekly - Federally Inspected Slaughter



Stats source- Canfax/Canadian Deef Grading Agency

**AVERAGE CARCASS WEIGHTS – CANADA**

**Apr 9, 2016**  
**Apr 2, 2016**  
**Apr 11, 2015**

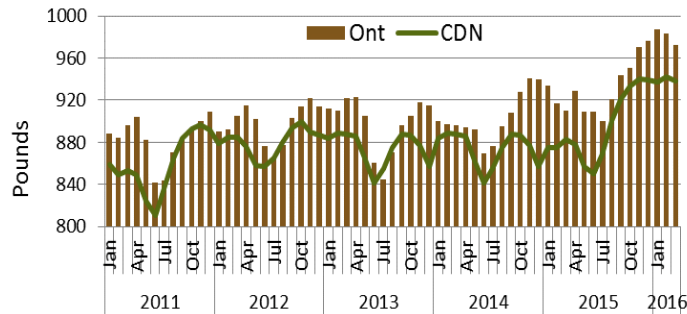
**Steers**

942  
 936  
 881

**Heifers**

862  
 850  
 819

Federally and Provincially Inspected Plants Steers Average Warm Carcass weight Monthly.



Data source: Canfax/CBGA

**USDA ESTIMATED CATTLE KILL**

**Week Ending**  
**Apr 16, 2016**

**Previous Week**

**Year Ago**

**Grand Total**

548,000

535,000

537,000

### LIVE CATTLE EXPORTS-ONTARIO

	Week ending Apr 2, 2016	Week ending Mar 26, 2016	Year to Date
Total live slaughter cattle exported from Ontario to the U.S.	3,263	3,941	52,570
Steers & Heifers	820	910	13,748
Cows	2,174	2,641	33,855
Bulls	269	390	4,967

### CANADIAN BOXED BEEF CUT-OUT VALUES

Week Ending	AAA	AA
April 8, 2016	2.8132	2.7353
April 1, 2016	2.8375	2.7462
March 25, 2016	2.9220	2.8491

### U.S. BOXED BEEF CUT-OUT VALUES (U.S. funds)

	Choice 600-900	Select 600-900
Cutout Values (noon estimate):	225.00	215.91
Change (from yesterday's close):	-0.13	+0.18
Current Five Day Average:	221.51	211.95

### U.S. TRADE (U.S. funds)

The U.S. cash cattle trade last week (reported by the USDA Mandatory Price Report) saw live sales over the week range from \$132.00-\$136.00 with steers averaging \$133.99 live up \$0.09 from the week before, while heifers averaged \$133.91 live down \$0.02. On the rail prices ranged from \$208.00-\$216.00 dressed with steers averaging \$213.98 down \$0.83 from the previous week, while heifers averaged \$313.70 down \$0.70. Today, the market was extremely quiet with show list distribution the only business of the day. As a result of unexpected, sharply lower to limit down losses in the cattle futures today, asking prices and bids are nonexistent at this time and business is expected to be delayed until the second half of this week. This week's offering is reported to be larger in volume than last week.

Choice and Select Steers and Heifers:	Live	N/T
	Rail	N/T

### CHICAGO MERCANTILE EXCHANGE

Closing quotes on futures today were as follows:

Live Cattle			Feeder Cattle			Corn			Soybeans			Canadian \$		
Apr	128.47	-3.00	Apr	150.57	-4.50	May	3.810	+2.4	May	9.542	-1.6	Spot	78.07	+0.17
Jun	119.17	-3.00	May	146.05	-4.50	Jul	3.850	+3.0	July	9.630	-1.2	Jun	78.08	+0.19
Aug	115.47	-2.55	Aug	147.02	-4.50	Sep	3.846	+2.4	Aug	9.652	-0.4	Sep	78.09	+0.19
Oct	115.60	-2.47	Sep	145.90	-4.50	Dec	3.902	+2.0	Sep	9.650	+0.2	Dec	78.10	+0.19
Dec	116.02	-2.12	Oct	144.37	-4.50	Mar	3.984	+1.4	Nov	9.672	+0.6	Mar	78.11	+0.18
Feb	115.10	-2.12	Nov	140.02	-4.50	May	4.034	+1.2	Jan	9.694	+0.2	Jun	78.14	+0.17

Beef Farmers of Ontario, 130 Malcolm Road, Guelph, ON N1K 1B1 Phone: (519) 824-0334 Fax: (519) 824-9161 or email: [markets@ontariobeef.com](mailto:markets@ontariobeef.com)