



## Daily Market Information Report - Friday, May 13, 2016

The following information is collected from various sources and disseminated by Beef Farmers of Ontario.

### ONTARIO DIRECT TO PACKER RAILGRADE CATTLE TRADE

Prices are on a carcass weight basis before grade and weight discounts. (Prices for today regardless of delivery date).

**A Grade Steers** 248.00-254.00

**A Grade Heifers** 247.00-253.00



### ONTARIO LIVE CATTLE TRADE

Today **Brussels Livestock** is holding the **Canadian Livestock Market Association Auctioneer Competition**. There are 300 fed cattle, 60 cull cows and 2,200 stockers on offer. All classes of cattle are selling on a strong active trade at higher prices. Final results will be posted on Monday's report.

Ontario auction sales on **Thursday** saw weighted prices for:

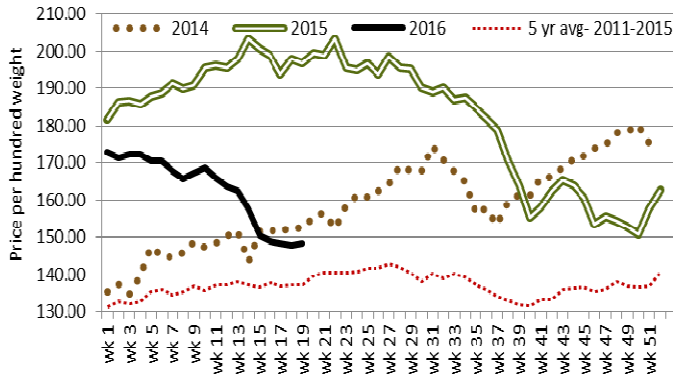
	Volume	Price Range	Average	Top
Large & Medium Frame Fed Steers +1250 lbs	44	121.00-155.25	139.49	167.50
Large & Medium Frame Fed Heifers +1000 lbs	93	139.55-157.11	152.47	166.50
Fed steers, dairy and dairy cross	41	131.00-135.00	133.39	136.00
Cows	557	80.08-102.09	90.24	134.00
Bulls all weights	15	107.40-128.07	118.60	134.00
Veal +600 lbs	170	94.66-131.75	115.90	285.00
Veal Calves 125 lbs & under	152	240.00-295.00	264.03	305.00

Stocker sale at: **Ontario Livestock Exchange, May 12, 2016 – 149** stockers

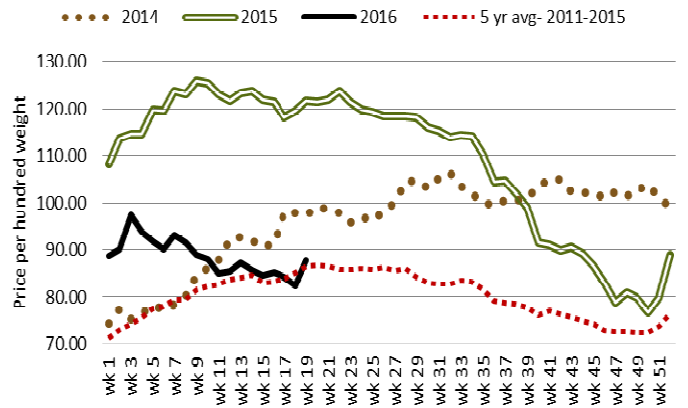
Steers	Price Range	Average	Top	Heifers	Price Range	Average	Top
<b>700-799</b>	167.50-194.00	180.00	194.00	<b>700-799</b>	164.00-180.00	172.28	180.00
<b>600-699</b>	185.00-202.50	197.38	202.50	<b>600-699</b>	135.00-170.00	157.25	170.00
<b>500-599</b>	202.50-213.000	208.40	213.00	<b>500-599</b>	135.00-178.00	155.38	178.00
<b>400-499</b>	223.00-275.00	246.83	275.00	<b>400-499</b>	146.00-225.00	175.33	267.50

Stockers actively at higher prices!

Ontario Live Fed Steer 1250 lbs & over  
Weekly Weighted Average Price



Cull Cows- Ont Weekly Average Price

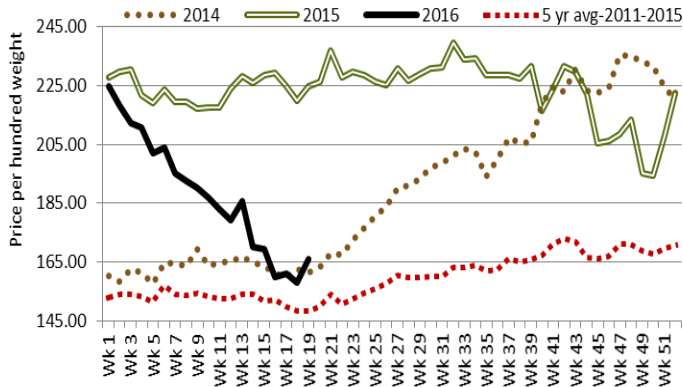


Stocker sale at: **Ontario Stockyards Inc., May 12, 2016 – 1,175 stockers**

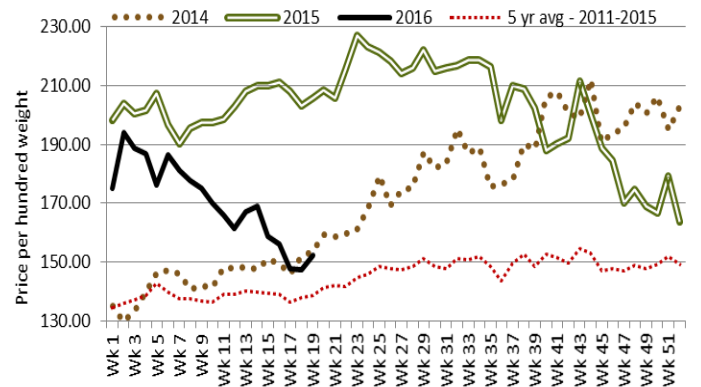
Steers	Price Range	Average	Top	Heifers	Price Range	Average	Top
1000+	125.00-163.00	137.14	163.00	900+	140.00-159.00	148.38	159.00
900-999	149.00-183.00	166.87	185.00	800-899	150.00-175.00	162.11	180.00
800-899	161.50-187.50	177.29	187.50	700-799	155.00-183.50	168.79	189.00
700-799	170.00-204.00	186.84	208.50	600-699	152.00-188.00	173.93	201.00
600-699	180.00-212.00	195.39	226.00	500-599	167.50-214.00	187.61	218.00
500-599	194.00-235.00	212.88	241.00	400-499	145.00-202.00	177.43	265.00
400-499	150.00-231.00	199.35	272.00	300-399	110.00-224.00	169.87	224.00
399-	80.00-220.0	157.84	239.00				

A good strong, active trade with prices fully steady to \$5.00 higher in places!

Ont. Stocker Steers 1000 lb+  
Weekly Average Price

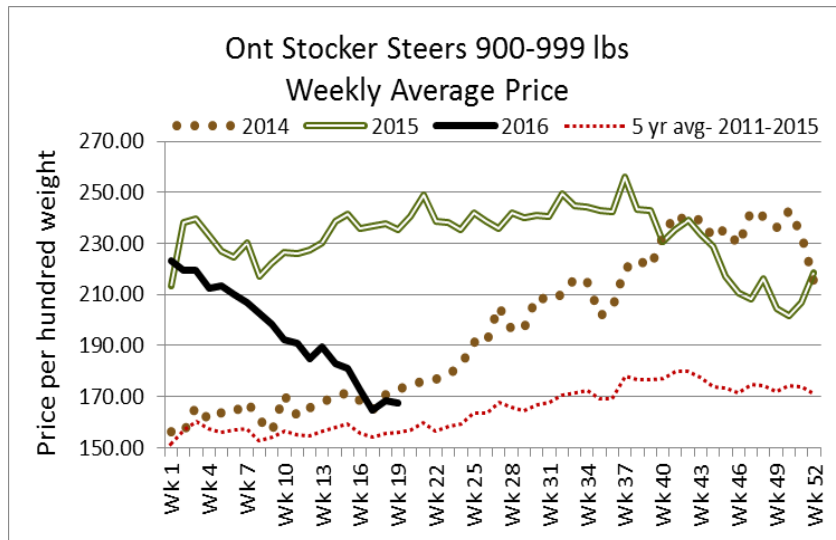


Ont. Stocker Heifers 900 lb+  
Weekly Average Price



Stocker sale at: **Ottawa Livestock Exchange, May 12, 2016 – 135 stockers**

Steers	Price Range	Average	Top	Heifers	Price Range	Average	Top
700-799	120.00-185.00	158.50	185.00	600-699	125.00-179.00	154.24	188.00
600-699	150.00-202.00	175.86	205.00	500-599	157.00-200.00	183.69	200.00
500-599	180.00-227.00	200.60	227.00				
400-499	180.00-212.00	191.33	212.00				
399-	200.00-300.00	247.00	345.00				



**U.S. BOXED BEEF CUT-OUT VALUES (U.S. funds)**

	<b>Choice 600-900</b>	<b>Select 600-900</b>
<b>Cutout Values</b> (noon estimate):	217.94	208.82
<b>Change</b> (from yesterday's close):	+3.48	+0.58
<b>Current Five Day Average:</b>	210.04	199.39

**QUEBEC ELECTRONIC AUCTION MARKET (F.O.B. THE FEEDLOT)**

	<b>Price</b>	<b>Change from Last Week</b>
Week Ending Thursday, May 12, 2016	250.75-254.00	+6.45

**ALBERTA DIRECT TRADE**

The Alberta direct trade this week was light at stronger prices. Canfax reports: "light trade developed with dressed sales 9.00-10.00 higher than the previous week. We have not seen any live sales reported but packers have raised their bids. At one point packers were bidding in the upper 150's on a live basis and now bids have been noted in the low 160's. Packers are still sounding short bought, cattle that have traded this week are going to be slaughtered by the end of the month." However, there were not enough cattle sold to establish a price report.

<b>Steers</b>	Live	N/A	Flat rail	N/A
<b>Heifers</b>	Live	N/A	Flat rail	N/T

**U.S. TRADE (U.S. funds)**

The U.S. cash cattle trade on Thursday, was active with packers spending more money. The USDA Mandatory Price Report listed live sales from \$128.00-\$135.00 with steers averaging \$132.63 up \$6.04 from last week on average, while heifers averaged \$133.03 up \$6.41. On the rail steers and heifers sold from \$200.00-\$213.00 dressed with steers averaging \$208.55 up \$9.89 from last week, while heifers averaged \$208.36 up \$9.74. Today the market is quiet with business for the week completed.

Choice and Select Steers and Heifers:	Live	128.00-135.00
	Rail	200.00-213.00

**Price Comparison-** last week's average price compared to the previous week & the same time last year.

	This week - Avg Price	Last week - Avg Price	Change from last week	Year Ago - Avg Price	Change from last year
	<b>2016</b>			<b>2015</b>	
<b>Fed steer live 1250+</b>	148.34	147.69	+0.65	196.88	-48.54
<b>Fed heifer live 1000+</b>	153.05	146.53	+6.52	191.21	-38.16
<b>Rail steer</b>	249.00	251.50	-2.50	328.25	-79.25
<b>Rail heifer</b>	248.00	250.50	-2.50	327.25	-79.25
<b>Cull cow</b>	87.81	82.46	+5.35	121.73	-33.92
<b>Stocker Steers</b>					
<b>400-499</b>	203.13	186.89	+16.24	307.31	-104.18
<b>500-599</b>	206.56	193.65	+12.91	298.40	-91.84
<b>600-699</b>	195.56	197.68	-2.12	294.99	-99.43
<b>700-799</b>	185.32	179.38	+5.94	273.20	-87.88
<b>800-899</b>	181.30	171.34	+9.96	247.15	-65.85
<b>900-999</b>	167.55	168.33	-0.78	235.24	-67.69
<b>1000+</b>	166.10	158.08	+8.02	224.63	-58.53
<b>Heifers</b>					
<b>300-399</b>	186.33	190.60	-4.27	289.61	-103.28
<b>400-499</b>	181.21	178.43	+2.78	277.71	-96.50
<b>500-599</b>	184.94	176.29	+8.65	273.81	-88.87
<b>600-699</b>	173.67	175.40	-1.73	265.58	-91.91
<b>700-799</b>	171.88	163.44	+8.44	239.04	-67.16
<b>800-899</b>	164.25	159.77	+4.48	230.69	-66.44
<b>900+</b>	152.18	147.46	+4.72	205.80	-53.62

### CHICAGO MERCANTILE EXCHANGE

Closing quotes on futures today were as follows:

Live Cattle		Feeder Cattle		Corn		Soybeans		Canadian \$			
\$/cwt US		\$/cwt US		\$/bu US		¢/bu		\$/bu US		¢/bu	
<b>Jun</b>	123.42 +0.85	<b>May</b>	147.05 -0.77	<b>May</b>	3.820 -3.2	<b>May</b>	10.550 -9.4	<b>Spot</b>	77.29 -0.70		
<b>Aug</b>	118.72 -0.17	<b>Aug</b>	146.25 -1.00	<b>Jul</b>	3.906 +1.6	<b>July</b>	10.650 -7.0	<b>Jun</b>	77.30 -0.69		
<b>Oct</b>	117.97 -0.12	<b>Sep</b>	144.22 -1.45	<b>Sep</b>	3.932 +1.4	<b>Aug</b>	10.670 -7.0	<b>Sep</b>	77.30 -0.69		
<b>Dec</b>	116.92 -0.40	<b>Oct</b>	142.37 -1.60	<b>Dec</b>	3.982 +2.0	<b>Sep</b>	10.591 -7.0	<b>Dec</b>	77.31 -0.69		
<b>Feb</b>	115.65 -0.57	<b>Nov</b>	138.75 -0.92	<b>Mar</b>	4.060 +2.0	<b>Nov</b>	10.544 -6.6	<b>Mar</b>	77.33 -0.69		
<b>Apr</b>	114.30 -0.60	<b>Jan</b>	134.15 -1.20	<b>May</b>	4.102 +2.0	<b>Jan</b>	10.516 -6.4	<b>Jun</b>	77.37 -0.69		

Beef Farmers of Ontario, 130 Malcolm Road, Guelph, ON N1K 1B1 Phone: (519) 824-0334 Fax: (519) 824-1930 or email: [markets@ontariobeef.com](mailto:markets@ontariobeef.com).

### ONTARIO STOCKER & FEEDER TRADE SPECIAL STOCKER SALES

14-May	11:00 AM	Denfield Livestock Exchange	Stocker and Bred Cow Sale
18-May	11:00 AM	Kawartha Lakes Community Sale Barn	Stocker Sale
25-May	2:00 PM	Vankleek Hill Livestock Exchange	Stocker Sale
26-May	11:00 AM	Ontario Stockyards Inc	Spring All Vaccinated Sale
28-May	11:00 AM	Denfield Livestock Exchange	Stocker and Bred Cow, Cow/calf Pair Sale