



## Daily Market Information Report - Monday, May 16, 2016

The following information is collected from various sources and disseminated by Beef Farmers of Ontario.

### ONTARIO DIRECT TO PACKER RAILGRADE CATTLE TRADE

Prices are on a carcass weight basis before grade and weight discounts. (Prices for today regardless of delivery date).

<b>A Grade Steers</b>	248.00-252.00
<b>A Grade Heifers</b>	247.00-251.00

### ONTARIO LIVE CATTLE TRADE

Today at **Ontario Stockyards Inc.:** **92** veal on offer

	Price Range	Top
<b>Veal calves +600 lbs</b>	108.50-131.50	190.50
<b>Veal 451-600 lbs</b>	104.50-113.50	165.00

Veal sold on a steady market. *Thursday May 26<sup>th</sup> @ 11:00 am- All Vaccinated Stocker Sale!*

At **Kawartha Lakes Community Sale Barn: May 14, 2016** –**121** cows, **7** bulls, **52** veal, 5 fed cattle

	Price Range	Average	Top
<b>Cows</b>	59.99-114.99	92.00	114.99
<b>Bulls over 1600 lbs</b>	107.49-125.00	118.90	125.00
<b>Veal 600 lbs +</b>	82.49-145.99	118.39	145.99
<b>Veal 125-300 lbs</b>	110.00-204.99	151.00	350.00
<b>Veal under 125 lbs</b>	100.00-210.00	167.59	210.00

Cows sold strong and bulls traded on a steady market. Veal sold at prices \$5.00-\$10.00 cwt higher. *May 18<sup>th</sup> @ 11:00 am- Spring Stocker Sale!*

Stocker sale at **Brussels Livestock: May 13, 2016** – **1,951** stockers, **247** fed cattle

<b>Steers</b>	<b>Price Range</b>	<b>Average</b>	<b>Top</b>	<b>Heifers</b>	<b>Price Range</b>	<b>Average</b>	<b>Top</b>
<b>1000+ lbs</b>	164.00-178.00	171.21	201.00	<b>+900 lbs</b>	157.00-169.00	163.91	172.00
<b>900-999</b>	166.00-187.50	176.58	206.00	<b>800-899</b>	163.00-177.25	172.39	177.25
<b>800-899</b>	173.00-195.50	184.44	195.50	<b>700-799</b>	170.00-186.00	180.08	190.00
<b>700-799</b>	197.00-223.50	209.68	223.50	<b>600-699</b>	165.00-193.00	183.02	210.50
<b>600-699</b>	179.00-223.50	203.74	227.00	<b>500-599</b>	180.00-220.00	199.73	220.00
<b>500-599</b>	196.00-247.00	228.58	247.00	<b>400-499</b>	145.00-221.00	188.41	242.00
<b>400-499</b>	177.50-225.00	199.78	226.00	<b>300-399</b>	177.00-207.00	196.33	207.00
<b>399-</b>	210.00-248.00	237.00	248.00				
<b>Fed steer</b>	157.50-168.00	163.91	205.00	<b>Fed heifer</b>	158.00-169.00	162.19	195.00

All classes of cattle sold on an extremely active trade at higher prices.

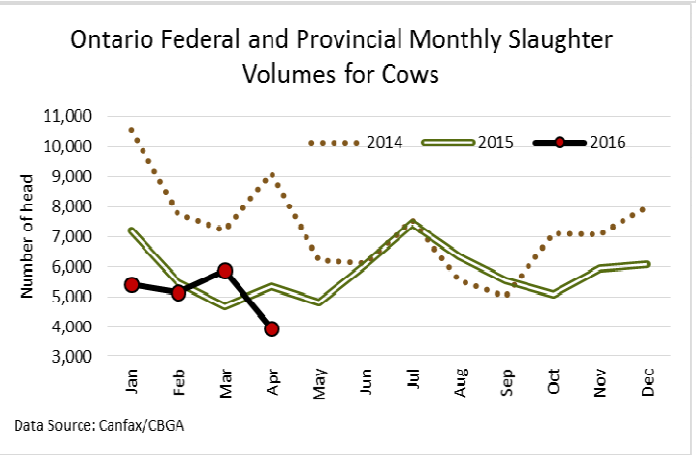
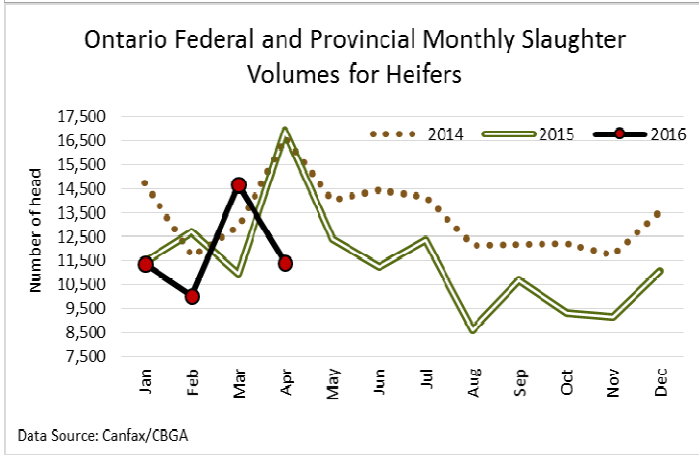
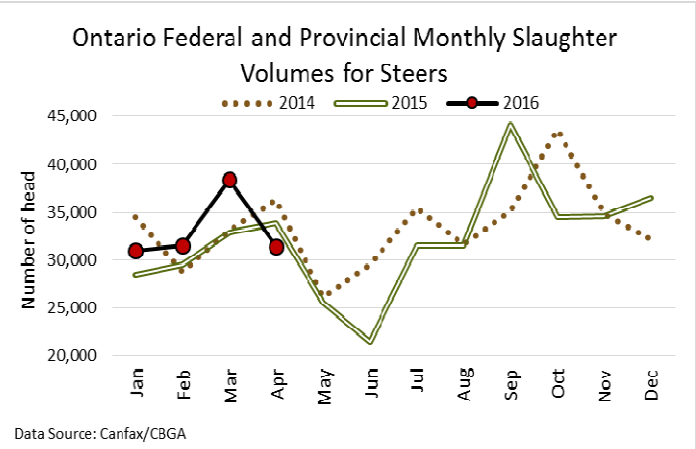
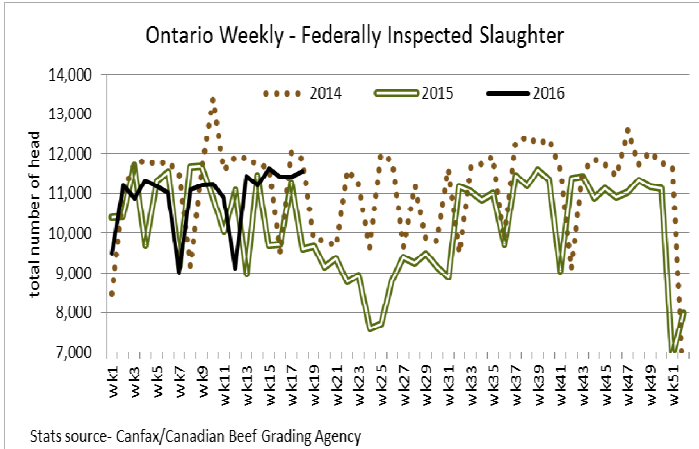
Stocker sale at **Kawartha Lakes Community Sale Barn: May 14, 2016** – **99** stockers

<b>Steers</b>	<b>Price Range</b>	<b>Average</b>	<b>Top</b>	<b>Heifers</b>	<b>Price Range</b>	<b>Average</b>	<b>Top</b>
<b>700-799</b>	132.49-193.99	162.09	193.99	<b>600-699</b>	140.99-182.49	152.29	182.49
<b>600-699</b>	125.00-210.00	177.09	210.00	<b>500-599</b>	142.50-185.00	171.19	185.00
<b>500-599</b>	132.49-232.50	189.50	232.50				
<b>400-499</b>	155.00-232.50	199.59	232.50				
<b>399-</b>	164.99-232.50	186.49	232.50				

Stockers sold steady on a strong market.

### FEDERALLY INSPECTED CANADIAN KILL

	<b>Week Ending May 7, 2016</b>	<b># of hd Change (Week Ago)</b>	<b>YTD</b>	<b>% Change (Year Ago)</b>
<b>Grand Total</b>	<b>48,949</b>	<b>-2,467</b>	<b>847,379</b>	<b>-2%</b>
<b>Western Slaughter</b>	<b>36,801</b>	<b>-2,543</b>	<b>640,260</b>	<b>-3%</b>
<b>Eastern Slaughter</b>	<b>12,148</b>	<b>+76</b>	<b>207,119</b>	<b>+3%</b>



### AVERAGE CARCASS WEIGHTS – CANADA

	<b>Steers</b>	<b>Heifers</b>
<b>May 7, 2016</b>	<b>907</b>	<b>845</b>
<b>Apr 30, 2016</b>	<b>912</b>	<b>856</b>
<b>May 9, 2015</b>	<b>865</b>	<b>810</b>

### USDA ESTIMATED CATTLE KILL

	<b>Week Ending May 14, 2016</b>	<b>Previous Week</b>	<b>Year Ago</b>
<b>Grand Total</b>	<b>601,000</b>	<b>587,000</b>	<b>568,000</b>

### LIVE CATTLE EXPORTS-ONTARIO

	<b>Week ending Apr 30, 2016</b>	<b>Week ending Apr 23, 2016</b>	<b>Year to Date</b>
<b>Total live slaughter cattle exported from Ontario to the U.S.</b>	<b>3,202</b>	<b>3,284</b>	<b>66,340</b>
<b>Steers &amp; Heifers</b>	<b>580</b>	<b>599</b>	<b>16,058</b>
<b>Cows</b>	<b>2,299</b>	<b>2,365</b>	<b>43,808</b>
<b>Bulls</b>	<b>323</b>	<b>320</b>	<b>6,474</b>

### CANADIAN BOXED BEEF CUT-OUT VALUES

Week Ending	AAA	AA
April 29, 2016	2.7050	2.6015
April 22, 2016	2.8151	2.7323
April 15, 2016	2.8420	2.7875

### U.S. BOXED BEEF CUT-OUT VALUES (U.S. funds)

	Choice 600-900	Select 600-900
Cutout Values (noon estimate):	221.99	208.25
Change (from yesterday's close):	+3.43	+2.30
Current Five Day Average:	213.00	201.72

### U.S. TRADE (U.S. funds)

The U.S. cash cattle trade was very quiet today as new show lists were distributed. This week's offering appears to be larger in volume in most feeding states with asking prices currently undefined. However, given the sharply higher cash market last week, asking prices are expected to be around \$136.00-\$137.00 live in the south and \$215.00-\$220.00 dressed in the north. Active trading is not expected to develop until the second half of this week.

Choice and Select Steers and Heifers:	Live	N/T
	Rail	N/T

### CHICAGO MERCANTILE EXCHANGE

Closing quotes on futures today were as follows:

Live Cattle			Feeder Cattle			Corn			Soybeans			Canadian \$		
Jun	123.02	-0.40	May	148.65	+1.60	May	3.940	+3.2	May	10.644	-0.4	Spot	77.54	+0.25
Aug	119.47	+0.75	Aug	147.72	+1.47	Jul	3.960	+2.6	July	10.666	-0.2	Jun	77.53	+0.23
Oct	118.90	+0.92	Sep	145.85	+1.62	Sep	4.000	+1.6	Aug	10.594	+0.0	Sep	77.53	+0.23
Dec	118.05	+1.12	Oct	143.87	+1.50	Dec	4.082	+2.2	Sep	10.550	+0.4	Dec	77.54	+0.23
Feb	116.67	+1.02	Nov	140.00	+1.25	Mar	4.122	+2.0	Nov	10.536	+2.0	Mar	77.56	+0.23
Apr	115.27	+0.97	Jan	135.42	+1.27	May	4.160	+1.6	Jan	10.342	+4.2	Jun	77.59	+0.22

Beef Farmers of Ontario, 130 Malcolm Road, Guelph, ON N1K 1B1 Phone: (519) 824-0334 Fax: (519) 824-9161 or email: [markets@ontariobeef.com](mailto:markets@ontariobeef.com)