



Daily Market Information Report - Monday, May 30, 2016

The following information is collected from various sources and disseminated by Beef Farmers of Ontario.

ONTARIO DIRECT TO PACKER RAILGRADE CATTLE TRADE

Prices are on a carcass weight basis before grade and weight discounts. (Prices for today regardless of delivery date).

A Grade Steers	263.00-264.00
A Grade Heifers	262.00-263.00

ONTARIO LIVE CATTLE TRADE

Today at **Ontario Stockyards Inc.:** **103** veal on offer

	Price Range	Top
Veal calves +600 lbs	109.00-124.00	179.00
Veal 451-600 lbs	122.50-126.50	

Veal sold on a steady to stronger market.

At **Kawartha Lakes Community Sale Barn: May 28, 2016** –125 cows, 5 bulls, 75 veal, 29 fed cattle, 48 stockers

	Price Range	Average	Top
Fed steer, lg & med frame	160.00-175.00	163.10	175.00
Cows	55.00-112.00	89.90	112.00
Bulls under 1600 lbs	94.99-117.99	108.00	117.99
Bulls over 1600 lbs	117.99-122.50	120.50	122.50
Veal 600 lbs +	75.00-150.00	113.39	169.99
Veal 125-300 lbs	150.00-250.00	202.80	404.99
Veal under 125 lbs	130.00-235.00	205.69	379.99

Veal, baby calves and cows sold steady. Bulls sold fairly steady.

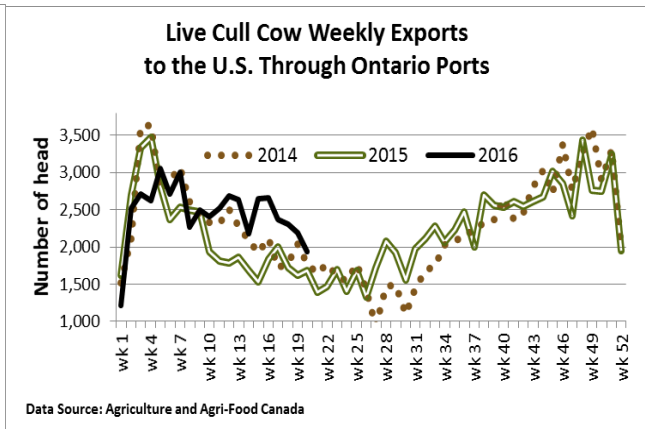
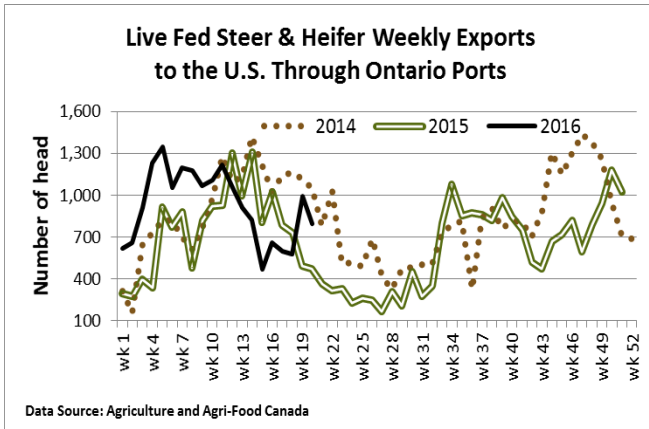
Stocker sale at **Brussels Livestock: May 27, 2016** – 1,899 stockers,

Steers	Price Range	Average	Top	Heifers	Price Range	Average	Top
1000+ lbs	166.50-179.00	171.59	187.50	+900 lbs	162.00-178.00	1271.66	186.50
900-999	181.00-193.00	187.26	196.75	800-899	173.00-190.25	180.48	195.75
800-899	166.00-199.50	182.25	215.00	700-799	170.00-207.50	185.78	207.50
700-799	183.00-228.00	206.82	231.00	600-699	170.00-214.00	192.13	229.50
600-699	175.00-240.00	210.90	259.00	500-599	165.00-232.00	202.68	232.00
500-599	200.00-272.00	238.46	272.00	400-499	162.00-236.00	197.85	236.00
400-499	207.00-262.00	238.14	262.00	300-399	215.00-285.00	244.17	285.00
399-	210.00-280.00	260.00	280.00				

Calves and yearlings sold on a strong active trade at prices \$5.00-\$10.00 higher.

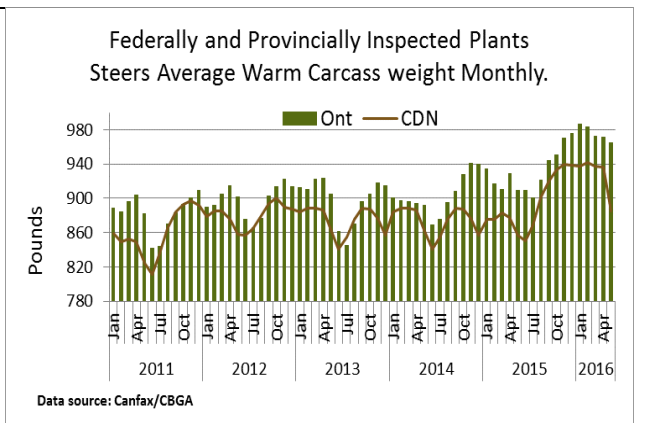
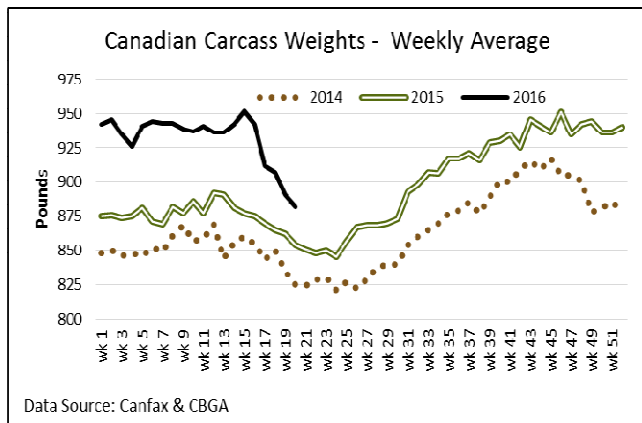
LIVE CATTLE EXPORTS-ONTARIO

	Week ending May 14, 2016	Week ending May 7, 2016	Year to Date
Total live slaughter cattle exported from Ontario to the U.S.	3,216	3,613	73,169
Steers & Heifers	795	991	17,844
Cows	1,935	2,188	47,931
Bulls	486	434	7,394



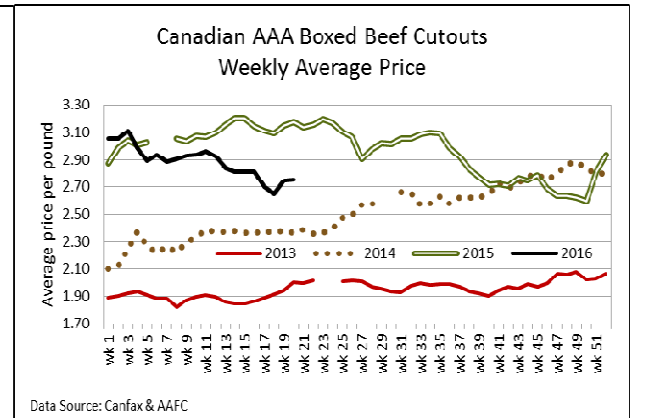
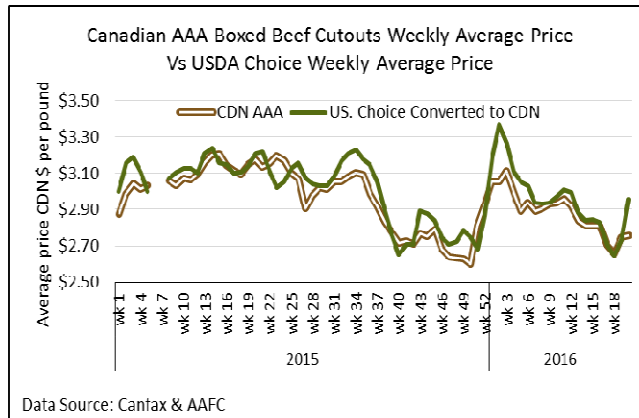
AVERAGE CARCASS WEIGHTS – CANADA

	Steers	Heifers
May 21, 2016	882	825
May 14, 2016	891	832
May 23, 2015	854	804



CANADIAN BOXED BEEF CUT-OUT VALUES

Week Ending	AAA	AA
May 20, 2016	2.7577	2.6213
May 13, 2016	2.7464	2.6678
May 6, 2016	2.6517	2.5879



USDA ESTIMATED CATTLE KILL

	Week Ending	Previous Week	Year Ago
Grand Total	May 28, 2016	587,000	525,000

U.S. TRADE (U.S. funds) and the CHICAGO MERCANTILE EXCHANGE are closed today as the US celebrates Memorial Day! Business will resume tomorrow.