



Daily Market Information Report - Monday, June 20, 2016

The following information is collected from various sources and disseminated by Beef Farmers of Ontario.

ONTARIO DIRECT TO PACKER RAILGRADE CATTLE TRADE

Prices are on a carcass weight basis before grade and weight discounts. (Prices for today **regardless of delivery date**).

| | |
|------------------------|---------------|
| A Grade Steers | 248.00-260.00 |
| A Grade Heifers | 247.00-259.00 |

ONTARIO LIVE CATTLE TRADE

Today at **Ontario Stockyards Inc.:** **83** veal on offer

| | Price Range | Top |
|-----------------------------|---------------|--------|
| Veal calves +600 lbs | 104.50-124.50 | 145.00 |
| Veal 451-600 lbs | 100.00-127.00 | |

Good light weight calves regained last week's losses. All other sold steady.

At **Kawartha Lakes Community Sale Barn: June 18, 2016** –**93** cows, **8** bulls, **47** veal, **1** fed cattle, **37** stockers

| | Price Range | Average | Top |
|----------------------------|---------------|---------|--------|
| Cows | 69.99-114.99 | 94.59 | 114.99 |
| Bulls over 1600 lbs | 126.00-131.00 | 128.69 | 131.00 |
| Veal 600 lbs + | 110.00-122.99 | 117.59 | 122.99 |
| Veal 125-300 lbs | 169.99-267.49 | 207.10 | 267.49 |
| Veal under 125 lbs | 189.99-314.99 | 258.49 | 314.99 |

Cull cows sold on an active trade at higher prices. Stockers sold on an active trade at steady prices. Bob calves sold higher.

Stocker sale at **Brussels Livestock: June 17, 2016** – **884** stockers,

| Steers | Price Range | Average | Top | Heifers | Price Range | Average | Top |
|------------------|--------------------|----------------|------------|-----------------|--------------------|----------------|------------|
| 1000+ lbs | 154.00-161.00 | 157.28 | 163.75 | +900 lbs | 148.00-164.25 | 153.96 | 164.25 |
| 900-999 | 147.00-172.00 | 162.89 | 172.00 | 800-899 | 159.25-172.75 | 169.05 | 172.75 |
| 800-899 | 179.00-190.00 | 184.92 | 190.00 | 700-799 | 147.00-180.00 | 174.69 | 180.00 |
| 700-799 | 185.00-236.00 | 215.55 | 236.00 | 600-699 | 117.00-201.00 | 165.81 | 240.00 |
| 600-699 | 184.00-246.00 | 210.54 | 246.00 | 500-599 | 150.00-234.50 | 188.38 | 247.00 |
| 500-599 | 185.00-241.00 | 227.83 | 251.00 | 400-499 | 175.00-230.00 | 199.33 | 230.00 |
| 400-499 | 170.00-267.00 | 229.22 | 267.00 | 300-399 | 180.00-240.00 | 209.00 | 240.00 |
| 399- | 220.00-285.00 | 242.33 | 285.00 | | | | |

Calves and yearlings sold on a selective demand with prices steady to the week's decline.

LIVE CATTLE EXPORTS-ONTARIO

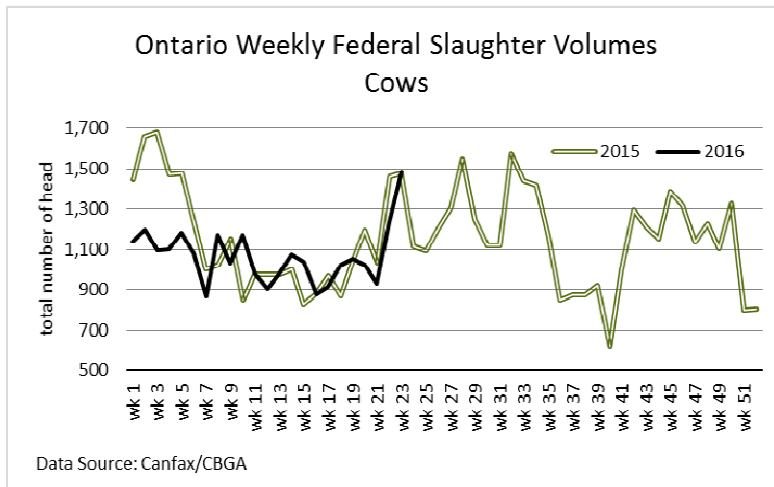
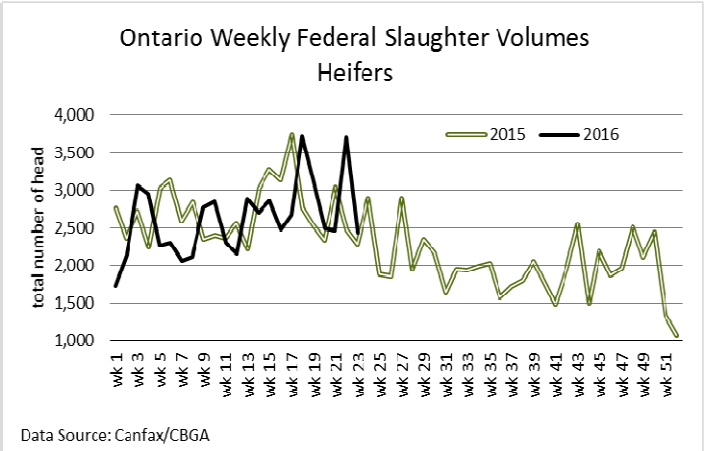
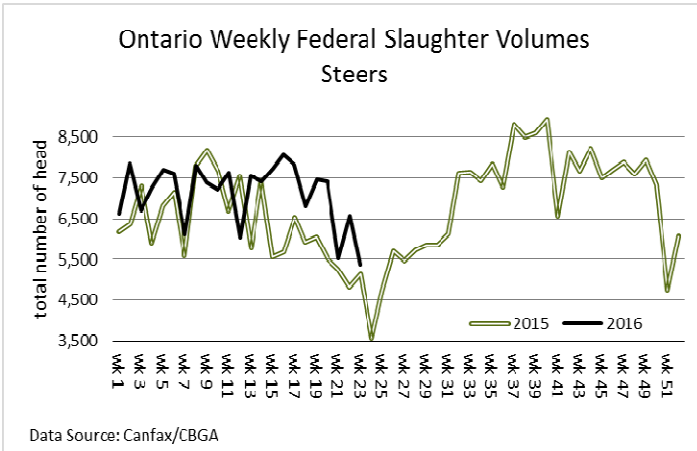
| | Week ending June 4, 2016 | Week ending May 28, 2016 | Year to Date |
|---|---------------------------------|---------------------------------|---------------------|
| Total live slaughter cattle exported from Ontario to the U.S. | 2,767 | 2,797 | 81,503 |
| Steers & Heifers | 363 | 432 | 19,143 |
| Cows | 1,994 | 1,818 | 53,668 |
| Bulls | 410 | 547 | 8,692 |

AVERAGE CARCASS WEIGHTS – CANADA

| | Steers | Heifers |
|---------------|---------------|----------------|
| June 11, 2016 | 882 | 760 |
| June 4, 2016 | 872 | 814 |
| Jun 13, 2015 | 850 | 794 |

FEDERALLY INSPECTED CANADIAN KILL

| | Week Ending Jun 4, 2016 | # of hd change from week ago | YTD | % Change (Week Ago) | % Change (Year Ago) |
|--------------------------|------------------------------------|---|------------|--------------------------------|--------------------------------|
| Grand Total | 49,175 | -2,271 | 1,094,275 | -5% | +1% |
| Western Slaughter | 39,306 | -35 | 831,985 | +0% | +0% |
| Eastern Slaughter | 9,869 | -2,236 | 262,290 | -18% | +5% |



USDA ESTIMATED CATTLE KILL

| | Week Ending June 18, 2016 | Previous Week | Year Ago |
|--------------------|--------------------------------------|----------------------|-----------------|
| Grand Total | 603,000 | 591,000 | 549,000 |

CANADIAN BOXED BEEF CUT-OUT VALUES

| Week Ending | AAA | AA |
|--------------------|------------|-----------|
| June 10, 2016 | 2.8667 | 2.6473 |
| June 3, 2016 | 2.8727 | 2.6662 |
| May 27, 2016 | 2.7795 | 2.6525 |

U.S. BOXED BEEF CUT-OUT VALUES (U.S. funds)

| | Choice 600-900 | Select 600-900 |
|---|---------------------------|---------------------------|
| Cutout Values (noon estimate): | 221.34 | 200.19 |
| Change (from yesterday's close): | -0.49 | +0.58 |
| Current Five Day Average: | 225.53 | 202.54 |

U.S. TRADE (U.S. funds)

The U.S. cash cattle trade was under a lot of pressure last week with prices declining as the week progressed. Prices ranged anywhere from \$115.00-\$125.00 live and \$187.00-\$198.00 dressed. The USDA Mandatory Report reports that live steers averaged \$120.62 down \$6.88 from the previous week while heifers averaged \$121.33 live, down \$6.20. On the rail steers averaged \$194.23 down \$11.41 from the previous week while heifers averaged \$193.31 down \$11.73. Last week's volume of trade was reported to be very light which has resulted in a larger offering this week due to carry over. Today the market saw a typical Monday with show list distribution the business of the day. At this point bids and asking prices are undefined as cattle futures came under further pressure today.

| | | |
|--|------|---------------|
| Choice and Select Steers and Heifers: | Live | 115.00-125.00 |
| | Rail | 187.00-198.00 |

CHICAGO MERCANTILE EXCHANGE

Closing quotes on futures today were as follows:

| Live Cattle | | | Feeder Cattle | | | Corn | | Soybeans | | Canadian \$ | | | | |
|--------------------|--------|-------|----------------------|--------|-------|-------------|-------|-----------------|------------|--------------------|-------|-------------|-------|-------|
| \$/cwt US | | | \$/cwt US | | | \$/bu US | ¢/bu | \$/bu US | ¢/bu | | | | | |
| Jun | 114.50 | -2.22 | Aug | 136.67 | -0.75 | Jul | 4.212 | -16.4 | Jul | 11.434 | -16.0 | Spot | 78.12 | +0.44 |
| Aug | 110.25 | -2.30 | Sep | 135.85 | -0.80 | Sep | 4.266 | -16.0 | Aug | 11.452 | -14.6 | Sep | 78.14 | +0.45 |
| Oct | 110.67 | -1.97 | Oct | 134.20 | -1.25 | Dec | 4.336 | -15.0 | Sep | 11.362 | -15.4 | Dec | 78.16 | +0.46 |
| Dec | 111.80 | -1.77 | Nov | 131.35 | -0.85 | Mar | 4.394 | -13.0 | Nov | 11.326 | -15.4 | Mar | 78.16 | +0.44 |
| Feb | 111.92 | -1.55 | Jan | 126.67 | -1.07 | May | 4.424 | -11.4 | Jan | 11.306 | -15.2 | Jun | 78.19 | +0.45 |
| Apr | 111.60 | -1.35 | Mar | 123.60 | -1.57 | Jul | 4.446 | -10.2 | Mar | 10.994 | -8.0 | Sep | 78.21 | +0.44 |

Beef Farmers of Ontario, 130 Malcolm Road, Guelph, ON N1K 1B1 Phone: (519) 824-0334 Fax: (519) 824-1930 or email: markets@ontariobeef.com

OBCFPP LICENCE CHANGES

Country Dealer

Licence Withdrawn: No longer buying cattle in Ontario.

Les Entreprises C. Pouliot Inc, 608 Principale Sud, CP 155, La Sarre, PQ J0Z 2Y5