



Daily Market Information Report - Friday, July 15, 2016

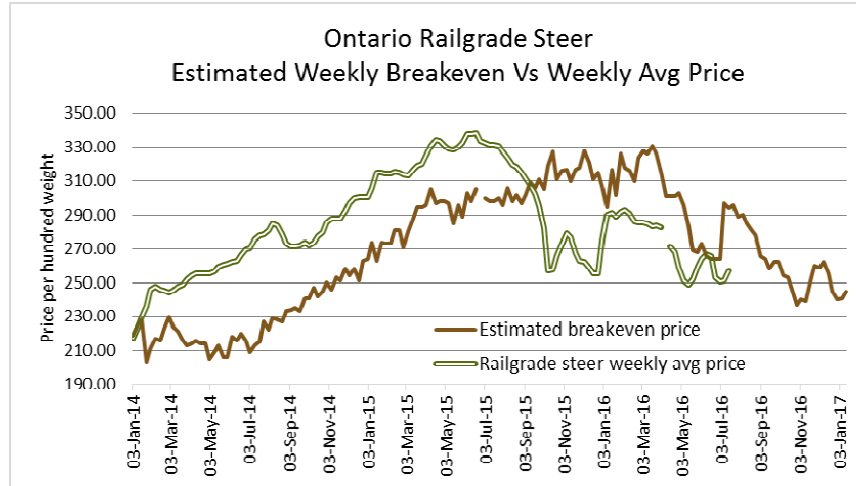
The following information is collected from various sources and disseminated by Beef Farmers of Ontario.

ONTARIO DIRECT TO PACKER RAILGRADE CATTLE TRADE

Prices are on a carcass weight basis before grade and weight discounts. (Prices for today regardless of delivery date).

A Grade Steers 253.00-259.00

A Grade Heifers 252.00-258.00



The information provided on this report is based on weighted averages for actual data collected. Input costs are a guideline only and will vary from producer to producer. BFO does not take any responsibility and accepts no legal liability arising from or connected to damages or losses experienced by producers when using this information. This is to be used at your own risk.

ONTARIO LIVE CATTLE TRADE

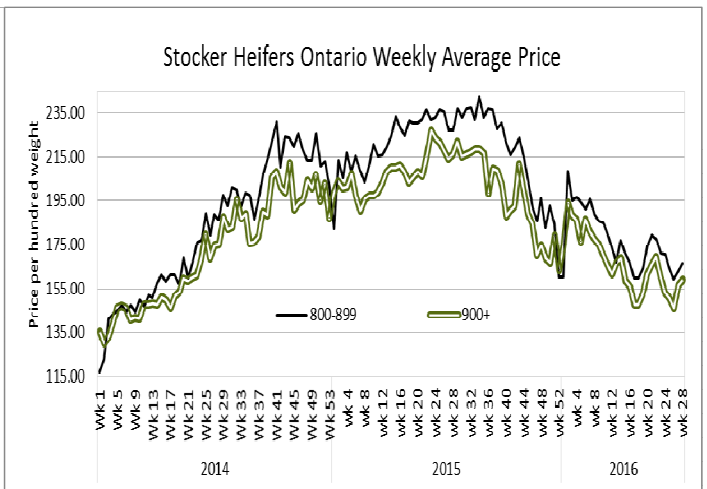
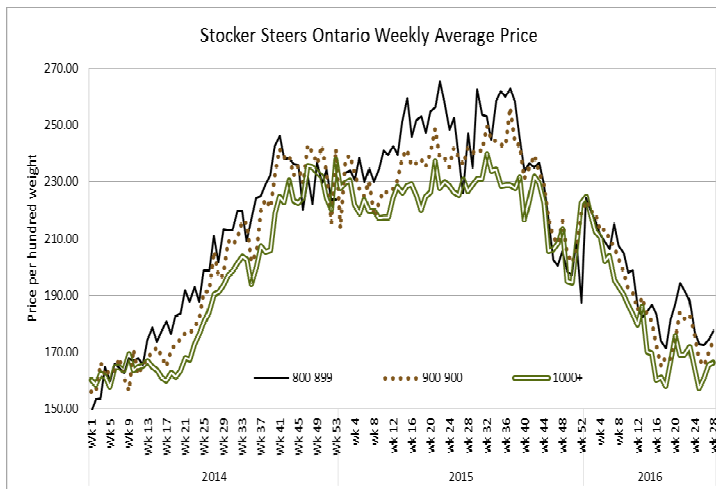
Today at **Brussels Livestock**: 809 Stockers

Steers	Price Range	Average	Top	Heifers	Price Range	Average	Top
1000+	153.50-174.75	164.55	182.00	900+	146.00-163.75	154.70	169.25
900-999	164.50-184.00	174.79	188.00	800-899	153.25-179.50	164.86	180.00
800-899	160.00-194.00	177.75	200.00	700-799	157.00-187.00	177.85	187.00
700-799	170.00-202.25	190.28	205.00	600-699	160.00-190.00	176.19	190.00
600-699	201.50-229.00	213.09	229.00	500-599	175.00-215.50	193.14	215.50
500-599	166.00-250.00	206.38	250.00				
400-499	175.00-237.00	220.09	237.00				
399-	190.00-250.00	220.00	250.00				

Calves and yearlings sold on an active trade at steady prices.

Ontario auction sales on **Thursday** saw weighted prices for:

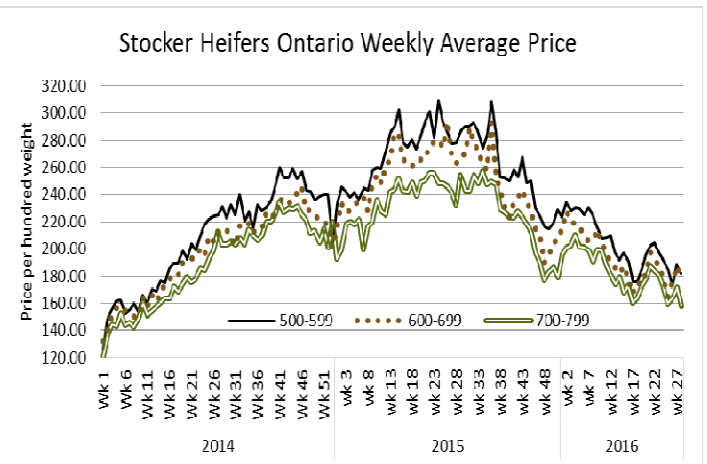
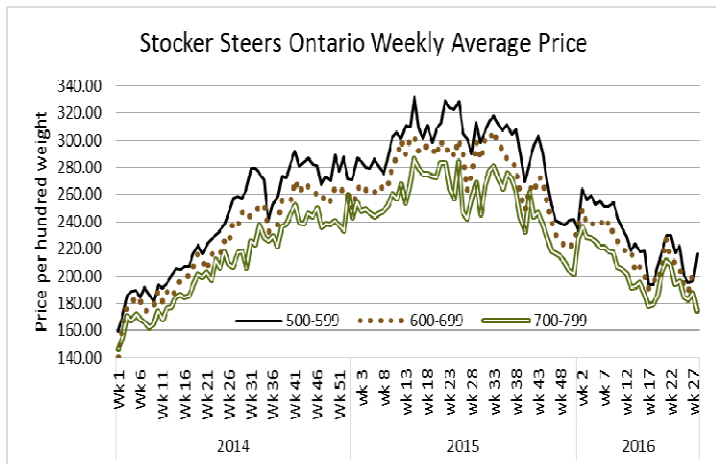
	Volume	Price Range	Average	Top
Large & Medium Frame Fed Steers +1250 lbs	95	139.17-158.64	150.28	166.00
Large & Medium Frame Fed Heifers +1000 lbs	82	125.96-157.08	148.46	167.00
Fed steers, dairy and dairy cross	121	128.00-136.00	131.51	151.00
Fed heifers, dairy and dairy cross	12	115.96-122.12	118.40	125.00
Cows	492	81.59-100.26	90.09	139.00
Bulls (all weights)	23	111.13-126.87	120.13	137.00
Veal +600 lbs	129	100.09-163.42	115.21	221.00
Veal Calves 125 lbs & under	135	102.00-230.00	184.86	255.00



Stocker sale at: **Ontario Livestock Exchange, July 14, 2016 – 163 Stockers**

Steers	Price Range	Average	Top	Heifers	Price Range	Average	Top
700-799	150.00-180.00	167.81	200.00	800-899	123.00-150.00	144.88	150.00
600-699	122.50-215.00	175.50	215.00	600-699	141.00-173.00	161.25	180.00
500-599	177.50-217.00	199.67	217.00				

Stockers sold on an active trade at steady prices.



Stocker sale at: **Ontario Stockyards Inc., July 14, 2016 – 283 Stockers**

Steers	Price Range	Average	Top	Heifers	Price Range	Average	Top
1000+	110.00-153.00	128.23	165.50	900+	124.00-134.50	131.34	137.50
800-899	147.00-186.00	170.01	186.00	800-899	139.00-185.00	165.47	185.00
700-799	166.00-213.00	189.61	214.00	700-799	140.00-185.50	165.26	185.50
600-699	203.00-250.00	234.35	250.00	600-699	164.00-193.00	182.39	197.50
500-599	185.00-246.00	226.73	246.00	500-599	152.50-202.00	182.34	202.00
400-499	207.50-264.50	232.66	261.50	400-499	161.00-210.0	186.08	210.00

Replacement cattle sold actively with prices steady to strong.

Stocker sale at: **Ottawa Livestock Exchange, July 14, 2016 – 68 Stockers**

Steers	Price Range	Average	Top	Heifers	Price Range	Average	Top
700-799	170.00-200.00	195.11	200.00	600-699	179.00-194.00	184.50	194.00
600-699	162.00-211.00	188.64	211.00	500-599	147.00-192.00	172.58	200.00
400-499	157.00-234.00	199.50	234.00				

Price Comparison- last week's average price compared to the previous week & the same time last year.

	This week - Avg Price	Previous week - Avg Price	Change from last week	Year Ago - Avg Price	Change from last year
	2016			2015	
Fed steer live 1250+	152.61	150.33	+2.28	195.77	-43.16
Fed heifer live 1000+	151.30	152.32	-1.02	195.32	-44.02
Rail steer	257.25	251.00	+6.25	331.50	-74.25
Rail heifer	256.25	248.50	+7.75	330.50	-74.25
Cull cow	91.10	92.28	-1.18	118.46	-27.36
Stocker Steers	2016			2015	
400-499	205.00	192.07	+12.93	304.82	-99.82
500-599	216.50	196.36	+20.15	289.59	-73.09
600-699	197.84	201.49	-3.65	276.93	-79.09
700-799	174.22	187.64	-3.42	258.31	-84.09
800-899	177.47	174.47	+3.00	246.94	-69.47
900-999	174.02	169.86	+4.16	241.72	-67.70
1000+	166.25	165.31	+0.94	226.64	-60.39
Heifers					
300-399	173.42	201.08	-27.66	302.60	-129.18
400-499	190.30	201.22	-10.92	270.23	-79.93
500-599	182.17	189.00	-6.83	277.91	-95.74
600-699	177.47	187.34	-9.87	263.13	-85.66
700-799	157.88	172.06	-14.18	232.15	-74.27
800-899	166.71	162.80	+3.91	227.14	-60.43
900+	158.91	156.64	+2.27	216.09	57.18

U.S. BOXED BEEF CUT-OUT VALUES (U.S. funds)

	Choice 600-900	Select 600-900
Cutout Values (noon estimate):	205.37	193.24
Change (from yesterday's close):	+0.37	+0.18
Current Five Day Average:	206.92	195.26

QUEBEC ELECTRONIC AUCTION MARKET (F.O.B. THE FEEDLOT)

	Price	Change from Last Week
Week Ending Thursday, July 14, 2016	253.25-254.25	-3.12

ALBERTA DIRECT TRADE

The Alberta direct trade this week, reported by Canfax noted a light to moderate trade with steers selling from \$145.00-\$147.00 live and \$243.80-\$248.50 dressed, down \$1.23 from last week on average. Heifers traded from \$245.00-\$246.50 dressed, up \$0.95 on average. Delivery on most of these cattle is reported to be for the first half of August.

Steers	Live	145.00-147.00	Flat rail	243.80-248.50
Heifers	Live	N/T	Flat rail	245.00-246.50

U.S. TRADE (U.S. funds)

The U.S. cash cattle trade is seeing a few scattered deals at reporting time at \$187.00-\$188.00 in the north which is steady to the light tests seen earlier this week, but prices are still \$2.00-\$4.00 lower than last week's market. However, trade this week has been limited at best with most of the cattle still unsold. Bids in the south are sitting at \$117.00 live (down \$3.00 from last week's average) but sellers are passing the bid at this time. Asking prices are sitting at \$120.00-\$122.00 live in the south and \$190.00-\$192.00 dressed in the north. Active trading could be delayed until late afternoon, early evening.

Choice and Select Steers and Heifers:	Live	N/T
	Rail	187.00-188.00

CHICAGO MERCANTILE EXCHANGE

Closing quotes on futures today were as follows:

Live Cattle		Feeder Cattle		Corn		Soybeans		Canadian \$	
\$/cwt US		\$/cwt US		\$/bu US		¢/bu			
Aug	110.92 -1.80	Aug	139.57 -2.12	Jul	3.522 -5.4	July	10.724 -11.2	Spot	77.26 -0.34
Oct	109.85 -2.22	Sep	138.40 -2.70	Sep	3.582 -6.4	Aug	10.654 -7.6	Sep	77.27 -0.33
Dec	111.45 -1.90	Oct	137.37 -2.60	Dec	3.662 -6.2	Sep	10.572 -5.0	Dec	77.28 -0.33
Feb	111.40 -1.82	Nov	134.50 -2.70	Mar	3.704 -6.6	Nov	10.556 -5.2	Mar	77.30 -0.33
Apr	110.62 -1.85	Jan	131.20 -2.60	May	3.742 -7.4	Jan	10.390 -6.4	Jun	77.32 -0.33
Jun	104.75 -1.57	Mar	129.55 -2.82	Jul	3.752 -6.4	Mar	10.326 -6.2	Sep	77.35 -0.33

Beef Farmers of Ontario, 130 Malcolm Road, Guelph, ON N1K 1B1 Phone: (519) 824-0334 Fax: (519) 824-1930 or email: markets@ontariobeef.com