



Daily Market Information Report - Monday, October 3, 2016

The following information is collected from various sources and disseminated by Beef Farmers of Ontario.

ONTARIO DIRECT TO PACKER RAILGRADE CATTLE TRADE

Prices are on a carcass weight basis before grade and weight discounts, *regardless of delivery date.*

A Grade Steers	202.00-207.00
A Grade Heifers	201.00-206.00

ONTARIO LIVE CATTLE TRADE

Today at **Ontario Stockyards Inc.:** 72 veal on offer

	Price Range	Top
Veal calves 600 lbs +	110.00-140.50	182.00

Good light dairy calves and all good beef calves sold steady. Heavy types sold under pressure at lower money and plainer types sold steady. *October 4th @ 11:00 am- Special Fall Yearling Sale with 700 head expected!*

Stocker sale at **Brussels Livestock: September 30, 2016 – 1,549** stockers

Steers	Price Range	Average	Top	Heifers	Price Range	Average	Top
1000+ lbs	155.00-174.25	164.81	174.25	+900 lbs	134.50-148.00	140.94	161.25
900-999	156.50-176.00	164.29	181.00	800-899	148.75-171.00	160.69	171.00
800-899	167.00-192.00	183.59	192.00	700-799	146.00-166.00	161.08	172.00
700-799	176.00-204.00	191.17	210.00	600-699	160.00-182.00	172.60	195.00
600-699	170.00-209.50	188.73	216.00	500-599	167.00-204.00	182.92	204.00
500-599	188.00-228.00	207.60	240.00	400-499	180.00-209.00	195.41	224.00
400-499	200.00-237.00	217.51	237.00	300-399	185.00-509.00	196.80	209.00
399-	191.00-240.00	217.67	245.00	299-	215.00-232.00	221.00	232.00

Calves and yearlings sold on a very active trade with calves selling steady and yearlings \$2.00-\$3.00 higher. *October 8th @ 10:00am - 4H Show and Sale!*

ONTARIO STOCKER & FEEDER TRADE SPECIAL FALL SALES

Stocker sale at **Keady Livestock Market: September 30, 2016 – 1,322** stockers

Steers	Price Range	Average	Top	Heifers	Price Range	Average	Top
1000+	165.75-176.00	171.66	176.00	900+	145.00-163.50	158.06	168.50
900-999	175.50-180.25	177.65	181.00	800-899	171.75-174.75	172.42	174.75
800-899	172.00-189.75	182.09	189.75	700-799	177.50-30 hd		
700-799	177.50-193.00	188.57	193.00				

All weights and classes of grass cattle sold on a good demand at barely steady prices. *October 7th @ 9:00 am- Grass Yearling Sale- overnight stand!*

Stocker sale at **Stratton- Rainy River Cattlemen's Fall Sale: October 1, 2016 – 1,070** stockers, **87** cows, **19** bulls

Steers	Price Range	Average	Top	Heifers	Price Range	Average	Top
1000+ lbs	84.99-151.00	129.00	151.00	+900 lbs	117.99-127.00	123.70	127.00
900-999	139.99-151.00	144.99	151.00	800-899	113.99-138.99	134.89	138.99
800-899	94.99-169.99	142.90	169.99	700-799	125.00-136.49	132.69	136.49
700-799	110.00-188.50	172.10	188.50	600-699	110.00-169.99	136.69	169.99
600-699	112.99-216.29	188.59	216.29	500-599	120.99-210.99	165.15	210.99
500-599	125.00-234.50	209.69	234.50	400-499	128.00-215.49	187.50	215.49
400-499	162.00-260.99	225.00	260.99	300-399	170.99-210.99	197.30	210.99
399-	150.00-254.99	226.29	254.99	Bulls 1600-	75.00-137.99	103.20	175.00
Cull cows	51.00-98.99	79.30	98.99	Bulls 1600+	90.00-106.00	101.00	106.00

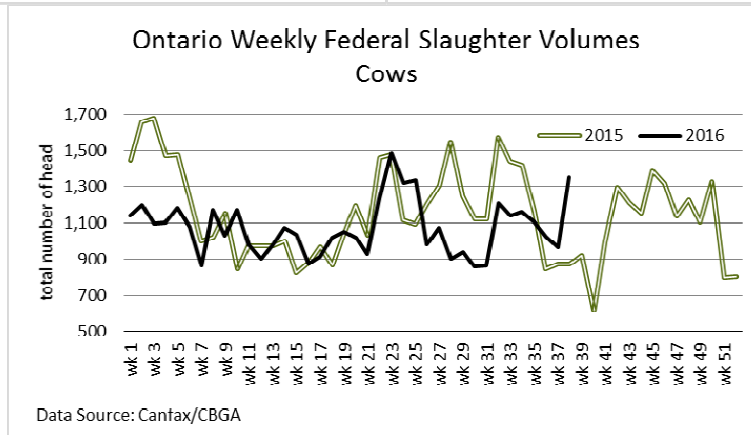
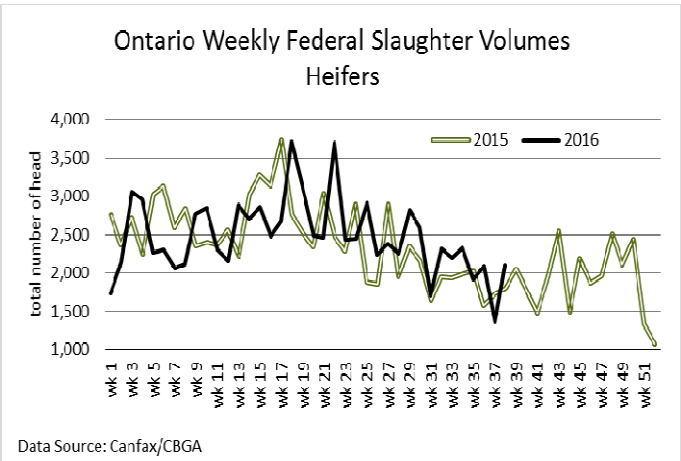
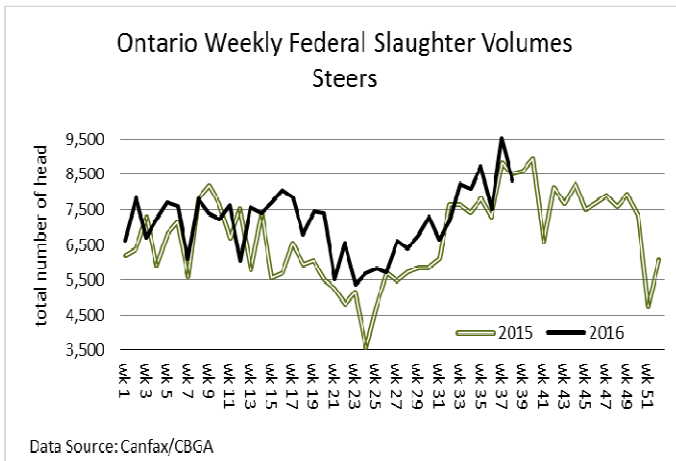
All cattle sold on a good demand with prices steady to the current market trend. *October 29th @ 8:30 am- Final Fall Sale!*

LIVE CATTLE EXPORTS-ONTARIO

	Week ending Sept. 17, 2016	Week ending Sept. 10, 2016	Year to Date
Total live slaughter cattle exported from Ontario to the U.S.	3,645	3,473	124,528
Steers & Heifers	1,265	1,006	27,864
Cows	1,927	1,747	80,220
Bulls	453	720	16,444

AVERAGE CARCASS WEIGHTS – CANADA

	Steers	Heifers
September 24, 2016	928	856
September 17, 2016	926	850
September 26, 2015	916	840



FEDERALLY INSPECTED CANADIAN SLAUGHTER

	Week Ending September 24, 2016	# of hd change from week ago	YTD	% Change (Week Ago)	% Change (Year Ago)
Grand Total	58,808	-1,837	1,912,530	-3%	+5%
Western Slaughter	46,368	-1,762	1,482,759	-4%	+5%
Eastern Slaughter	12,440	-75	429,771	-1%	+6%

USDA ESTIMATED CATTLE KILL

	Week Ending October 1, 2016	Previous Week	Year Ago
Grand Total	611,000	592,000	569,000

U.S. BOXED BEEF CUT-OUT VALUES (U.S. funds)

	Choice 600-900	Select 600-900
Cutout Values (noon estimate):	186.61	176.90
Change (from yesterday's close):	-0.74	-0.97
Current Five Day Average:	188.63	179.20

U.S. TRADE (U.S. funds)

The U.S. cash cattle trade last week was under pressure. Final sale results for the week, posted by the USDA Mandatory Price Report lists live sales ranging from \$97.00-\$104.00 with steers averaging \$102.65 down \$3.24 from the previous week, while heifers averaged \$103.06 down \$2.50. On the rail steers and heifers sold from \$155.00-\$164.00 dressed with steers averaging \$161.54 down \$5.55 from the week before, while heifers averaged \$161.26 down \$5.90. Today the market was very quiet as both buyers and sellers watched the board for direction. This week's offering is reported to be "a good deal smaller" than last week in all feeding states but Colorado, which is steady. Asking prices are currently undefined.

Choice and Select Steers and Heifers:	Live	97.00-104.00
	Rail	155.00-164.00

CHICAGO MERCANTILE EXCHANGE

Closing quotes on futures today were as follows:

Live Cattle		Feeder Cattle		Corn		Soybeans		Canadian \$	
\$/cwt US		\$/cwt US		\$/bu US		¢/bu			
Oct	98.92 +0.02	Oct	123.97 +0.82	Dec	3.460 +9.2	Nov	9.730 +19.0	Spot	76.25 +0.02
Dec	99.97 -0.15	Nov	119.27 -0.37	Mar	3.556 +9.2	Jan	9.780 +18.6	Dec	76.30 +0.01
Feb	100.37 -0.22	Jan	115.80 -1.02	May	3.926 +9.2	Mar	9.844 +19.0	Mar	76.35 +0.02
Apr	100.25 -0.05	Mar	114.67 -0.92	Jul	9.690 +8.6	May	9.902 +18.4	Jun	76.41 +0.02
Jun	93.92 -0.02	Apr	114.72 -0.65	Sep	3.754 +8.4	Jul	9.950 +17.6	Sep	76.46 +0.02
Aug	93.47 +0.47	May	114.30 -0.55	Dec	3.842 +7.6	Aug	9.936 +17.6	Dec	76.52 +0.02

Beef Farmers of Ontario, 130 Malcolm Road, Guelph, ON N1K 1B1 Phone: (519) 824-0334 Fax: (519) 824-1930 or email: markets@ontariobeef.com