



Daily Market Information Report - Monday, October 24, 2016

The following information is collected from various sources and disseminated by Beef Farmers of Ontario.

ONTARIO DIRECT TO PACKER RAILGRADE CATTLE TRADE

Prices are on a carcass weight basis before grade and weight discounts, *regardless of delivery date.*

A Grade Steers	212.00-214.00
A Grade Heifers	211.00-213.00

ONTARIO LIVE CATTLE TRADE

Today at **Ontario Stockyards Inc.:** 75 veal on offer

	Price Range	Top
Veal calves 600 lbs +	108.50-140.50	153.00
Veal calves 451-600 lbs	108.00-134.00	

Good light weight veal calves sold \$5.00-\$7.00 cwt higher. All others sold actively with prices \$2.00-\$5.00 cwt higher.
Tuesday, October 25th @ 11:00am – Fall Yearling Sale with 850 head expected!

Today sale at **Brussels Livestock - 145** stockers- vaccinated stocker and Hereford Influence Sale

Steers	Price Range	Average	Top	Heifers	Price Range	Average	Top
600-699	128.00-164.00	153.00	208.00	500-599	165.00-175.00	170.63	175.00
500-599	161.00-205.00	175.53	217.00	400-499	154.00-177.00	160.31	229.00
400-499	168.00-207.00	181.39	216.00	300-399	160.00-182.00	175.83	220.00
399-	200.00-202.00	200.33	255.00				

Stockers sold actively at steady prices.

At **Kawartha Lakes Community Sale Barn, October 15, 2016 – 113 Cows, 23 bulls, 105 Stockers & 72 Veal**

	Price Range	Avg.	Top
Cows	62.50-80.00	68.82	104.50
Bulls under 1600 lbs	83.00-222.00	130.78	222.00
Bulls over 1600 lbs	95.50-178.75	109.93	178.75
Veal over 600 lbs	88.00-125.00	108.18	125.00
Veal 126-300 lbs	120.00-207.50	145.74	207.50
Veal 125 lbs & less	30.00-95.00	64.29	160.00

Cull cows sold on a steady market. Stockers sold lower. Bred cows sold actively and cow/calf pairs sold actively on a strong demand. *October 26th @ 11:00 am- Fall Stoker Sale!*

ONTARIO STOCKER & FEEDER TRADE

Stocker sale at **Brussels Livestock: October 21, 2016 – 2,298** stockers

Steers	Price Range	Average	Top	Heifers	Price Range	Average	Top
1000+ lbs	145.00-168.75	158.01	168.75	+900 lbs	128.50-144.00	136.38	151.00
900-999	156.00-176.25	167.67	176.25	800-899	138.25-162.00	150.01	162.00
800-899	162.00-178.25	171.25	178.25	700-799	138.50-160.00	150.51	164.00
700-799	160.00-179.50	171.39	179.50	600-699	141.00-162.00	150.95	162.00
600-699	163.00-189.00	182.19	192.00	500-599	122.00-180.00	155.95	197.00
500-599	150.00-198.00	176.82	212.00	400-499	147.00-190.00	172.34	195.00
400-499	176.00-232.00	197.49	240.00	300-399	132.00-185.00	162.14	245.00
399-	175.00-230.00	190.79	270.00				

Top quality calves sold steady while second cut calves were under pressure. Yearlings sold on an active trade at steady prices. *November 14th @ 10:00am - Bred Cow Sale & Vaccinated Stoker Sale & Angus Influence Sale!*

ONTARIO STOCKER & FEEDER TRADE SPECIAL FALL SALES

Stocker sale at **Keady Livestock Market: October 22, 2016 – 1,225** calves- Presort Sale

Steers	Price Range	Average	Top	Heifers	Price Range	Average	Top
800-899	166.00-175.00	170.85	175.00	700-799	145.50-14 hd		
700-799	183.00-186.00	184.29	188.00	600-699	156.00-171.00	168.80	171.25
600-699	183.00-196.00	190.79	197.00	500-599	168.00-174.75	170.99	177.75
500-599	185.00-203.00	197.95	225.00	400-499	170.75-183.00	176.03	193.00
400-499	187.50-230.00	215.14	250.00	300-399	181.00-189.00	185.88	220.00
399-	235.00-250.00	238.10	250.00	299-	220.00-225.00	222.50	225.00

Bruce Peninsula Charolais Calf Club Sale- top quality calves sold strong with keen buyer interest. *October 25th @ 9:00 am- Georgian Bay Charolais Calf Club Sale- presort. October 27th @ 9:00 am- Bluewater Angus Calf Club Sale- presort. October 29th @ 9:00 am – Central Calf Association Sale- selling in owner lots.*

Stocker sale at **Community Livestock Exchange, October 21, 2016- 594** Stockers - Quinte Cattlemen's Association Sale!

Steers	Price Range	Average	Top	Heifers	Price Range	Average	Top
1000+	108.00-159.00	143.79	159.00	900+	127.49-143.50	139.50	143.50
900-999	146.50-165.50	160.29	165.50	800-899	123.99-145.50	140.19	145.50
800-899	147.50-165.99	152.69	165.99	700-799	116.99-141.99	131.80	141.99
700-799	120.99-178.00	161.49	178.00	600-699	126.00-155.00	142.30	155.00
600-699	130.00-198.99	171.99	198.99	500-599	131.00-192.99	154.89	192.99
500-599	167.50-216.00	197.10	216.00	400-499	161.00-185.00	169.70	185.00
400-499	181.00-232.50	213.39	232.50				
399-	169.99-237.00	217.70	237.00				

There was an offering of 594 cattle of excellent quality comprised of 277 steers and 317 heifers. Bidding was strong for lightweight steers. Heifer prices were moderately below expectations in the 6 - 8-weight categories. *November 25th @ 10:00 am- Quinte Cattlemen's Association - Fall Stocker Sale - catalogued, farm fresh and 100% vaccinated.*

ONTARIO BRED COW SALES

Kawartha Lakes Community Sale Barn, October 22, 2016- 35 Bred cows, **92** Cow calf pairs (\$ per head or pair)

	Exotic and Exotic X	British and British X
Top quality bred cows	\$1850-\$2050	N/T
Avg quality bred cows	\$1200-\$1600	N/T
Top quality cow/calf pair	\$1900-\$2400	N/T
Avg quality cow/calf pairs	\$1600-\$1800	N/T

Top quality cows and cow/calf pairs sold on a high demand.

Brussels Livestock, October 24, 2016- 27 Bred cows, **8** Cow calf pairs (\$ per head or pair)

	Exotic and Exotic X	British and British X
Top quality bred cows	\$1350-\$1500	N/T
Avg quality bred cows	\$1100-\$1300	N/T
Top quality cow/calf pair	N/T	N/T
Avg quality cow/calf pairs	\$1400-\$1600	N/T

Bred cows and cow/calf pairs sold actively at fair prices.

LIVE CATTLE EXPORTS-ONTARIO

	Week ending Oct. 8, 2016	Week ending Oct. 1, 2016	Year to Date
Total live slaughter cattle exported from Ontario to the U.S.	3,414	3,498	135,290
Steers & Heifers	1,102	1,461	31,735
Cows	1,765	1,612	85,568
Bulls	547	425	17,978

FEDERALLY INSPECTED CANADIAN PROCESSING (week of Thanksgiving Holiday)

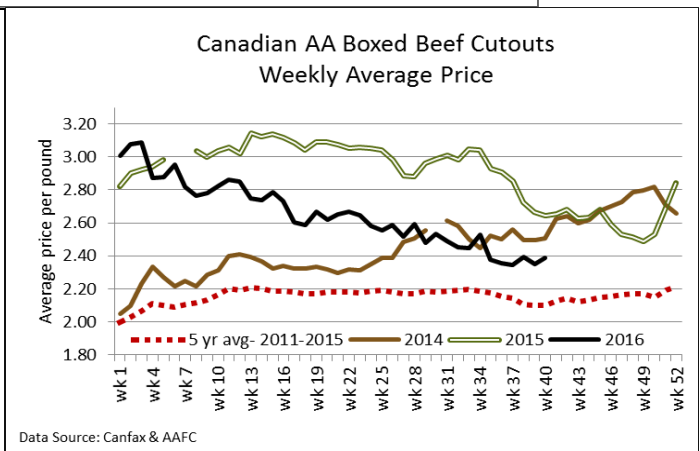
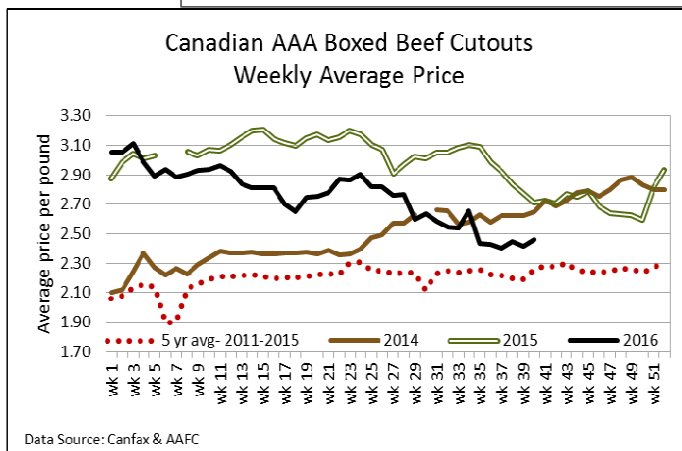
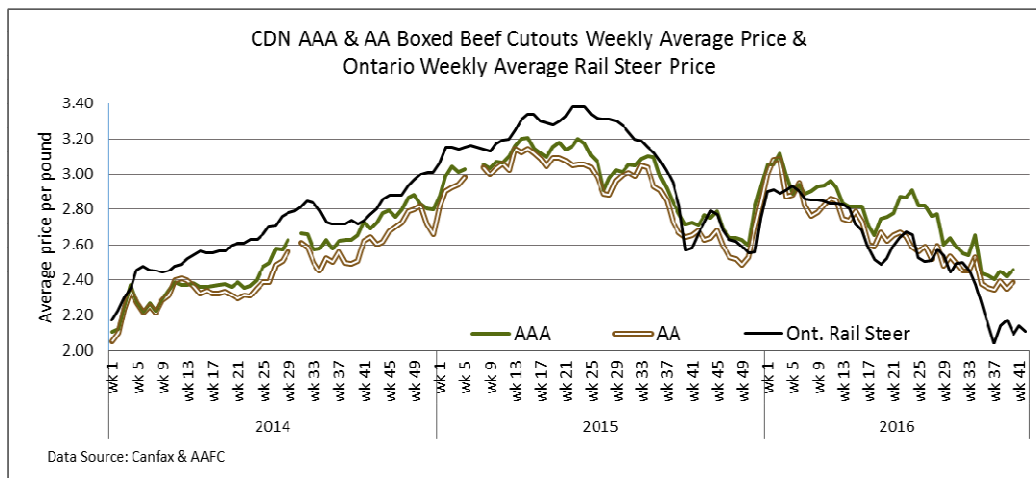
	Week Ending October 15, 2016	# of hd change from week ago	YTD	% Change (Week Ago)	% Change (Year Ago)
Grand Total	53,279	-5,823	2,035,156	-10%	+6%
Western Slaughter	42,762	-3,837	1,580,422	-8%	+7%
Eastern Slaughter	10,517	-1,983	454,734	-16%	+6%

AVERAGE CARCASS WEIGHTS – CANADA

	Steers	Heifers
October 15, 2016	932	845
October 8, 2016	936	850
October 17, 2015	935	855

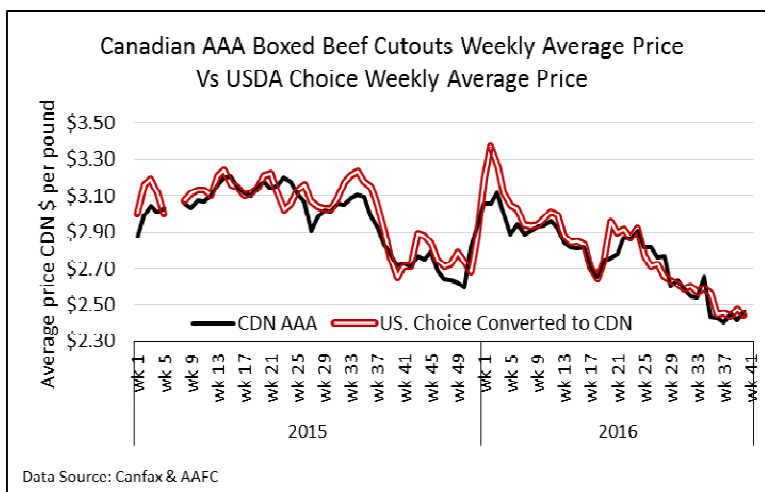
USDA ESTIMATED CATTLE PROCESSING TOTALS

	Week Ending October 22, 2016	Previous Week	Year Ago
Grand Total	602,000	601,000	553,000



CANADIAN BOXED BEEF CUT-OUT VALUES

Week Ending	AAA	AA
October 1, 2016	2.4613	2.3857
September 30, 2016	2.4172	2.3519
September 23, 2016	2.4476	2.3928



U.S. BOXED BEEF CUT-OUT VALUES (U.S. funds)

	Choice 600-900	Select 600-900
Cutout Values (noon estimate):	180.96	166.47
Change (from yesterday's close):	+1.18	-0.26
Current Five Day Average:	179.99	169.53

U.S. TRADE (U.S. funds)

The U.S. cash cattle trade last week, reported by the USDA Mandatory Price Report for Wednesday, saw live sales marked from \$97.00-\$99.75 live averaging \$98.30, up \$1.00 from last week on average. A very light test in the north ranged from \$153.00-\$154.00 dressed, averaging \$153.90 which is fully steady to last week's weighted average prices. Once the futures started to rally the cash market came to a halt. Trade did not resume until Friday and Saturday with the report listing live sales from \$98.00-\$102.00, averaging \$100.48 for steers and \$100.93 for heifers up \$3.00 from last week. On the rail, late week sales ranged from \$156.00-\$160.00 dressed, with steers averaging \$158.57 and heifers \$158.24 up \$4.00-\$5.00 from last week on average. Today the market was quiet as new show lists were distributed. This week's offering is somewhat larger than last week as cattle were carried over. Asking prices are currently undefined, but are expected to surface at prices higher than last week.

Choice and Select Steers and Heifers:	Live	N/T
	Rail	N/T

CHICAGO MERCANTILE EXCHANGE

Closing quotes on futures today were as follows:

Live Cattle		Feeder Cattle		Corn		Soybeans		Canadian \$	
\$/cwt US		\$/cwt US		\$/bu US		¢/bu			
Oct	103.12 +1.97	Oct	122.37 +0.50	Dec	3.482 -4.2	Nov	9.920 +9.0	Spot	74.76 -0.19
Dec	104.25 +2.37	Nov	122.52 +2.82	Mar	3.580 -4.2	Jan	10.022 +10.0	Dec	74.79 -0.20
Feb	104.62 +1.82	Jan	118.07 +2.57	May	3.650 -4.0	Mar	10.090 +10.2	Mar	74.85 -0.20
Apr	103.82 +1.75	Mar	115.07 +1.82	Jul	3.712 -3.6	May	10.154 +10.0	Jun	74.91 -0.20
Jun	96.22 +1.35	Apr	114.77 +1.82	Sep	3.780 -3.4	Jul	10.204 +9.6	Sep	74.97 -0.20
Aug	94.25 +0.90	May	114.15 +1.62	Dec	3.862 -2.6	Aug	10.182 +9.0	Dec	75.05 -0.20

Beef Farmers of Ontario, 130 Malcolm Road, Guelph, ON N1K 1B1 Phone: (519) 824-0334 Fax: (519) 824-1930 or email: markets@ontariobeef.com