



Daily Market Information Report - Friday, October 28, 2016

The following information is collected from various sources and disseminated by Beef Farmers of Ontario.

ONTARIO DIRECT TO PACKER RAILGRADE CATTLE TRADE

Prices are on a carcass weight basis before grade and weight discounts. (Prices for today regardless of delivery date).

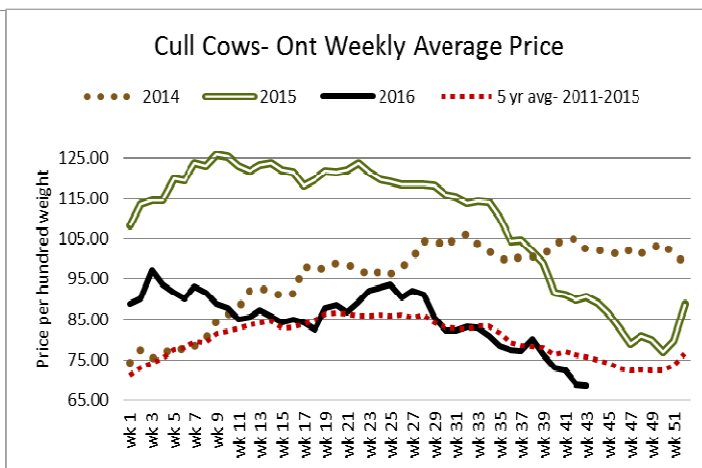
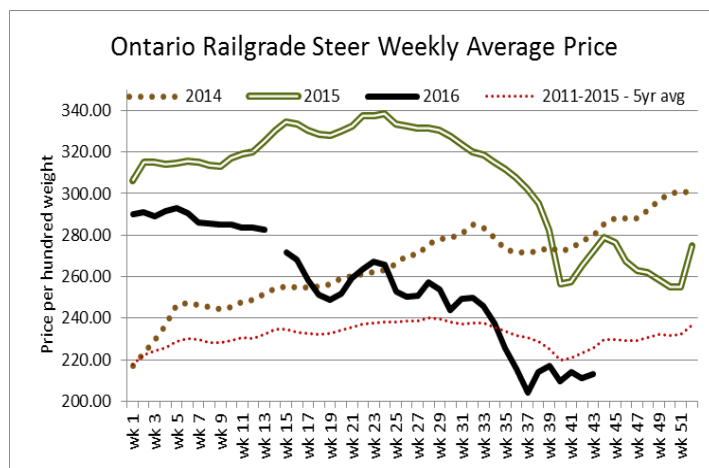
A Grade Steers	212.00-217.00
A Grade Heifers	211.00-216.00

ONTARIO LIVE CATTLE TRADE

Today at **Brussels Livestock**: **1,850** Stockers (710 yearlings left to sell at time of reporting.)

Steers	Price Range	Average	Top	Heifers	Price Range	Average	Top
1000+	132.00-142.00	139.50	142.00	900+	108.00-119.00	115.33	119.00
900-999	125.00-162.00	136.13	162.00	800-899	129.00-139.00	137.56	139.00
800-899	147.00-165.00	154.50	165.00	700-799	128.00-157.00	149.00	157.00
700-799	154.50-175.25	165.15	175.25	600-699	140.00-162.50	153.77	162.50
600-699	171.00-184.75	179.20	190.00	500-599	130.00-162.50	149.76	198.00
500-599	172.00-198.00	184.51	198.00	400-499	165.00-197.00	173.73	202.00
400-499	160.00-207.00	187.14	220.00	300-399	170.00-208.00	1289.27	208.00
399-	180.00-240.00	211.62	240.00				

Calves are selling on actively at steady prices. Yearlings had not sold at time of reporting. Final results will be available on Monday.



Ontario auction sales on **Thursday** saw weighted prices for:

	Volume	Price Range	Average	Top
Large & Medium Frame Fed Steers +1250 lbs	46	104.21-130.62	119.37	134.00
Large & Medium Frame Fed Heifers +1000 lbs	36	113.94-126.33	120.31	132.00
Fed steers, dairy and dairy cross	106	100.30-108.17	105.38	109.00
Cows	653	60.19-77.09	69.16	108.00
Bulls (all weights)	40	79.46-105.14	92.93	111.00
Veal +600 lbs	148	101.39-138.00	122.59	177.00
Veal Calves 125 lbs & under	90	70.00-136.00	111.55	195.00

Price Comparison- last week's average price compared to the previous week & the same time last year.

	Last week - Avg Price	Previous week - Avg Price	Change from last week	Year Ago - Avg Price	Change from last year
	2016			2015	
Fed steer live 1250+	123.47	123.67	-0.20	165.57	-42.10
Fed heifer live 1000+	122.84	120.05	+2.79	163.84	-41.00
Rail steer	213.00	211.00	+2.00	279.00	-59.50
Rail heifer	212.00	210.00	+2.00	278.00	-59.50
Cull cow	68.67	68.89	-0.22	90.54	-21.87
Stocker Steers	2016			2015	
400-499	200.23	200.20	+0.03	322.01	-121.78
500-599	187.30	184.67	+2.63	303.53	-116.23
600-699	179.27	165.64	+13.63	272.74	-93.47
700-799	165.46	167.51	-2.05	247.40	-81.94
800-899	162.77	173.50	-10.73	236.83	-74.06
900-999	163.23	169.50	-6.27	233.55	-70.32
1000+	156.10	160.09	-3.99	229.65	-73.55
Heifers					
300-399	170.04	174.61	-4.57	308.13	-138.09
400-499	167.48	167.29	+0.19	291.06	-123.58
500-599	158.91	160.69	-1.78	267.21	-108.30
600-699	148.66	150.22	-1.56	244.05	-95.39
700-799	146.29	146.09	+0.20	224.14	-77.85
800-899	149.10	154.82	-5.72	223.66	-74.56
900+	137.23	136.37	+0.86	211.57	-74.34

Stocker sale at: **Ontario Livestock Exchange, October 27, 2016 – 240 Stockers**

Steers	Price Range	Average	Top	Heifers	Price Range	Average	Top
800-899	141.00-171.50	156.76	171.50	700-799	134.00-151.00	141.00	151.00
700-799	143.00-165.00	158.29	165.00	600-699	105.00-154.00	139.50	154.00
600-699	140.00-162.00	150.68	180.00	500-599	127.50-170.00	155.50	170.00
500-599	110.00-171.00	143.53	185.00	400-499	137.50-174.00	152.58	182.50
400-499	180.00-200.00	189.11	210.00				

Stockers sold steady.

Stocker sale at: **Ontario Stockyards Inc., October 27, 2016 – 1,574 Stockers**

Steers	Price Range	Average	Top	Heifers	Price Range	Average	Top
1000+	116.00-142.25	125.54	150.50	900+	86.00-158.75	128.86	158.75
900-999	90.00-158.00	131.41	166.75	800-899	139.00-158.50	153.58	158.50
800-899	145.00-163.75	157.05	163.75	700-799	113.00-144.00	132.30	146.50
700-799	127.50-169.50	153.28	190.50	600-699	132.00-147.50	141.68	189.00
600-699	160.00-195.25	179.63	199.00	500-599	130.00-158.00	148.02	180.00
500-599	164.00-198.00	182.66	207.50	400-499	148.00-180.00	163.45	183.00
400-499	167.50-202.00	187.05	235.00	300-399	150.00-194.00	169.51	200.00
399-	144.00-202.50	173.41	250.00	299-	127.50-175.00	153.15	175.00

Replacement cattle are on a good active trade at mostly steady prices

Stocker sale at: **Ottawa Livestock Exchange, October 27, 2016 – 464** Stockers

Steers	Price Range	Average	Top	Heifers	Price Range	Average	Top
800-899	101.00-152.00	127.60	152.00	700-799	112.00-143.00	125.57	143.00
700-799	142.00-172.00	155.52	172.00	600-699	121.00-157.00	139.14	175.00
600-699	142.00-185.00	164.75	190.00	500-599	121.00-164.00	142.97	186.00
500-599	160.00-210.00	185.05	210.00	400-499	130.00-170.00	154.71	170.00
400-499	135.00-232.00	182.31	240.00	300-399	99.00-152.00	118.89	157.00
399-	15.00-160.00	94.25	187.00	299-	88.00-165.00	131.60	165.00

ONTARIO STOCKER & FEEDER TRADE SPECIAL FALL SALES

Stocker sale at **Keady Livestock Market, October 27, 2016 - 1,047** Stockers – Bluewater Angus Calf Club Presort Sale.

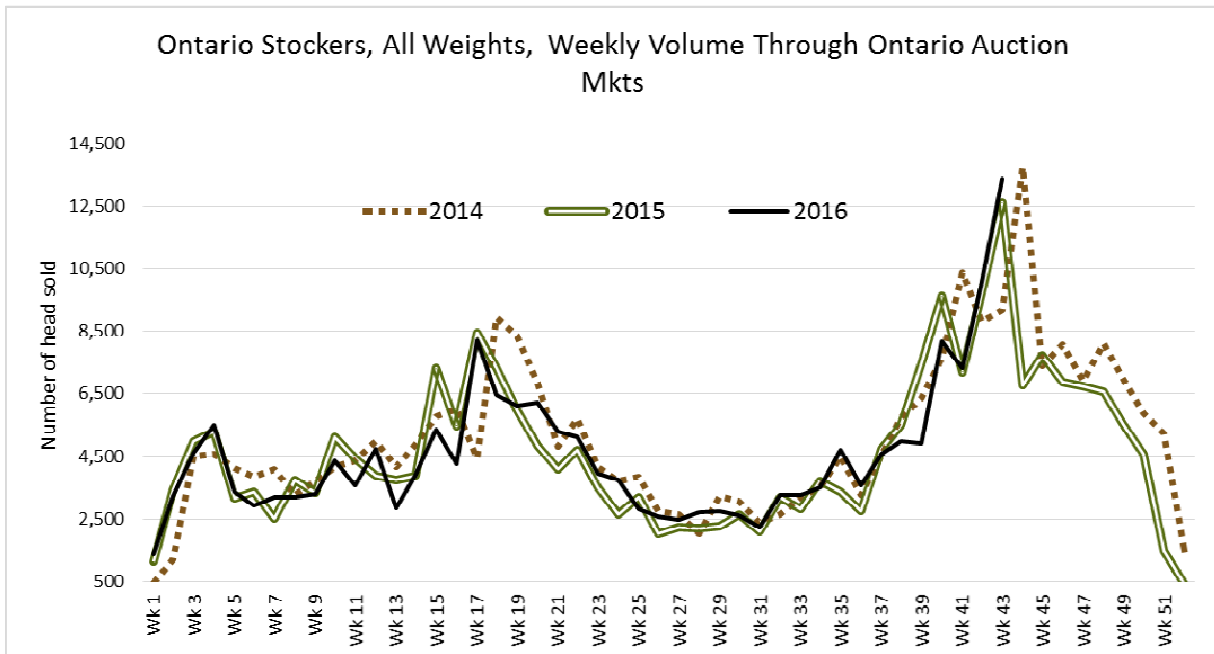
Steers	Price Range	Average	Top	Heifers	Price Range	Average	Top
800-899	147.00-151.00	147.89	151.00	600-699	129.00-151.50	141.97	153.00
700-799	151.00-175.75	168.86	175.75	500-599	152.00-156.50	153.55	156.50
600-699	183.00-189.75	186.63	192.00	400-499	152.00-165.00	156.47	179.00
500-599	186.00-203.00	194.24	203.00	300-399	165.00-190.00	175.85	190.00
400-499	200.00-213.00	206.75	213.00				
399	197.50-270.00	223.54	270.00				

Steer calves sold on a steady market while heifers sold under pressure.

Stocker Sale at: **Wiarnton- Grey Bruce Livestock Co-op Sale, October 27, 2016 - 544** calves, **9** bred cows

Steers	Price Range	Heifers	Price Range
700-900	141.00-156.50	500-800	152.00-180.50
500-700	150.00-201.50	300-500	157.00-183.00
300-500	159.00-218.00	Bred cows	\$1345.00-\$1670.00 per head

Top quality Charolais cross, Red & Black Angus, Hereford's and Limousin's sold at steady prices for the current market trend. Cattle that were on offer can be viewed here: <https://www.facebook.com/NorthernCattleSalesNetwork/?fref=ts>



Stocker and feeder cattle weekly sale volumes were up 3,283 head from last week at 13,371 head. This volume is 745 more than last year at this time and the largest weekly volume since the week ending October 30, 2014 at 13,769 head.

U.S. BOXED BEEF CUT-OUT VALUES (U.S. funds)

	Choice 600-900	Select 600-900
Cutout Values (noon estimate):	183.11	169.89
Change (from yesterday's close):	+1.57	+1.08
Current Five Day Average:	181.34	168.02

QUEBEC ELECTRONIC AUCTION MARKET (F.O.B. THE FEEDLOT)

	Price	Change from Last Week
On Thursday, October 27, 2016	206.00-210.00	+0.10

ALBERTA DIRECT TRADE

The Alberta direct trade sold on a stronger market with dressed prices averaging \$4.92 higher for steers and \$4.62 higher for heifers. There were no live sales reported.

Steers	Live	N/T	Flat rail	224.00-225.50
Heifers	Live	N/T	Flat rail	225.00-225.50

U.S. TRADE (U.S. funds)

The U.S. cash cattle trade was fairly active today with trade in the south reported at \$105.00 live up \$5.00 from last week. Business in the north was \$162.00-\$164.00 dressed, mostly \$164.00, up \$7.00 from last week with just a few sales on a live basis at \$105.00, up \$6.00 from last week. It appears that majority of this week's cash business is completed. Cattle futures started out strong but prices reversed late in the day with contracts settling easier on the live futures and sharply lower on the feeders.

Choice and Select Steers and Heifers:	Live	105.00
	Rail	162.00-164.00

CHICAGO MERCANTILE EXCHANGE

Closing quotes on futures today were as follows:

Live Cattle			Feeder Cattle			Corn		Soybeans		Canadian \$				
\$/cwt US			\$/cwt US			\$/bu US		¢/bu						
Oct	104.20	+0.07	Nov	121.55	-2.32	Dec	3.550	-2.4	Nov	10.012	-13.0	Spot	74.67	+0.05
Dec	104.35	-0.80	Jan	116.00	-2.52	Mar	3.632	-3.0	Jan	10.120	-13.0	Sep	74.70	+0.06
Feb	104.92	-0.62	Mar	113.15	-2.32	May	3.702	-2.6	Mar	10.184	-12.6	Dec	74.76	+0.06
Apr	104.25	-0.67	Apr	112.92	-2.17	Jul	3.766	-2.6	May	10.240	-12.2	Mar	74.83	+0.07
Jun	96.17	-0.75	May	112.50	-2.00	Sep	3.830	-2.6	Jul	10.284	-11.6	Jun	74.89	+0.07
Aug	93.97	-0.85	Aug	113.25	-1.92	Dec	3.902	-2.6	Aug	10.260	-11.4	Sep	74.95	+0.06

Beef Farmers of Ontario, 130 Malcolm Road, Guelph, ON N1K 1B1 Phone: (519) 824-0334 Fax: (519) 824-1930 or email: markets@ontariobeef.com

ONTARIO STOCKER & FEEDER TRADE SPECIAL FALL SALES

29-Oct	8:30 am	Rainy River Cattlemen's Sale- Stratton	Later season calves, yearlings, cows etc..
29-Oct	9:00 am	Keady Livestock Market	Central Calf Assoc. Sale- followed by bred heifers
02-Nov	11:00 am	Kawartha Lakes Community Sale Barm	Peterborough/Victoria Counties Certified Calf Sale
04-Nov	9:00 am	Keady Livestock Market	Local Calf Sale
04-Nov	7:00 pm	Cargill Auction Market	Local Calf & Yearling Sale
05-Nov	11:00 am	Denfield Livestock Exchange	Local Calf Sale (no cows please)
05-Nov	1:00 pm	Keady Livestock Market	Bred Heifer Sale
08-Nov	11:00 am	Ontario Stockyards Inc	All Vaccinated Sale
09-Nov	11:00 am	Kawartha Lakes Community Sale Barn	Stocker Sale
11-Nov	9:00 am	Keady Livestock Market	Grass & Yard Yearling Sale
12-Nov	1:00 pm	Maple Hill Auctions Ltd	Local Bred Heifer Sale