



Daily Market Information Report - Monday, November 28, 2016

The following information is collected from various sources and disseminated by Beef Farmers of Ontario.

ONTARIO DIRECT TO PACKER RAILGRADE CATTLE TRADE

Prices are on a carcass weight basis before grade and weight discounts, *regardless of delivery date.*

| | |
|------------------------|---------------|
| A Grade Steers | 228.00-229.00 |
| A Grade Heifers | 227.00 |

ONTARIO LIVE CATTLE TRADE

Today at **Ontario Stockyards Inc.:** 90 veal on offer

| | Price Range | Top |
|------------------------------|---------------|--------|
| Veal calves 600 lbs + | 110.00-138.00 | 180.00 |

Veal sold on a steady market. *December 8, 2016 @ 11:00 am- Fall Yearling Sale (in conjunction with regular sale)*

At **Kawartha Lakes Community Sale Barn, November 26, 2016 – 208 Cows, 8 bulls, 100 Stockers & 75 Veal**

| | Price Range | Avg. | Top |
|-----------------------------|---------------|--------|--------|
| Cows | 60.00-76.00 | 67.04 | 112.00 |
| Bulls over 1600 lbs | 85.00-105.00 | 99.712 | 105.00 |
| Bulls under 1600 lbs | 89.00-105.00 | 97.26 | 105.00 |
| Veal over 600 lbs | 99.00-151.00 | 109.26 | 151.00 |
| Veal 125-300 lbs | 120.00-212.50 | 154.00 | 212.50 |

Cull cows, bulls and veal all sold on a steady market. Stocker heifers sold barely steady while stocker steers traded strong. *November 30th & December 14th @ 11:00 am- Stocker Sale.*

ONTARIO STOCKER & FEEDER TRADE

Stocker sale at **Brussels Livestock: November 25, 2016 – 1,533 stockers**

| Steers | Price Range | Average | Top | Heifers | Price Range | Average | Top |
|------------------|--------------------|----------------|------------|-----------------|--------------------|----------------|------------|
| 1000+ lbs | 148.00-179.50 | 161.29 | 179.50 | +900 lbs | 139.00-160.00 | 148.55 | 164.00 |
| 900-999 | 179.50-190.00 | 185.13 | 190.00 | 800-899 | 145.00-166.75 | 157.67 | 169.75 |
| 800-899 | 169.00-188.25 | 180.62 | 188.25 | 700-799 | 122.00-164.00 | 145.95 | 166.00 |
| 700-799 | 173.00-192.50 | 183.70 | 192.50 | 600-699 | 139.00-175.00 | 156.47 | 187.00 |
| 600-699 | 175.00-211.00 | 190.79 | 214.00 | 500-599 | 140.00-185.00 | 159.63 | 230.00 |
| 500-599 | 172.00-226.00 | 201.25 | 236.00 | 400-499 | 135.00-176.00 | 157.29 | 206.00 |
| 400-499 | 174.00-232.00 | 207.41 | 232.00 | 300-399 | 134.00-180.00 | 163.50 | 205.00 |
| 399- | 206.00-237.00 | 217.89 | 237.00 | | | | |

Calves and yearlings sold on a strong active trade with prices \$3.00-\$5.00 higher.

ONTARIO BRED COW SALES

Keady Livestock Market, November 19, 2016- 265 Bred cows, 5 Cow calf pairs

| | Exotic and Exotic X | British and British X |
|-----------------------------------|----------------------------|------------------------------|
| Top quality bred cows | \$1700-\$2300 | N/T |
| Avg quality bred cows | \$1400-\$1700 | N/T |
| Top quality cow/calf pairs | \$1900-\$2200 | N/T |
| Top quality bred heifers | \$1800-\$2650 | N/T |
| Avg quality bred heifers | \$1600-\$1800 | N/T |

A good offering of reputation Heifers and Cows sold active to a larger number of buyers

ONTARIO STOCKER & FEEDER TRADE SPECIAL FALL SALES

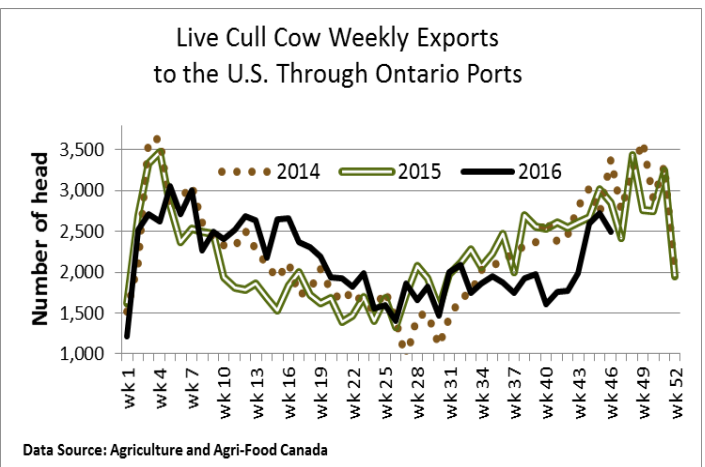
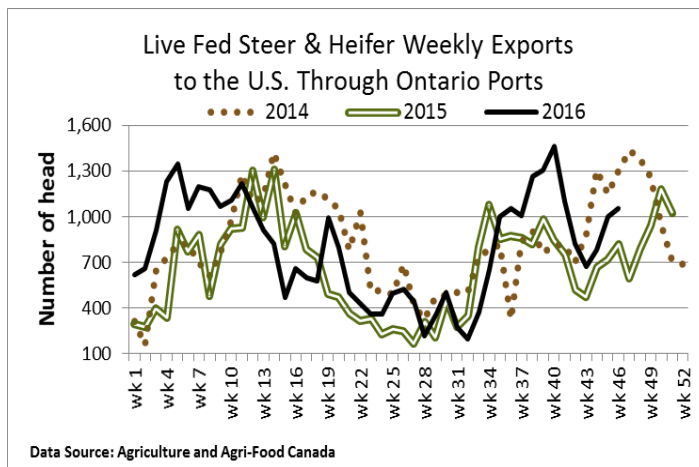
Stocker sale at **Community Livestock Exchange: November 25, 2016 – 1,533** stockers

| Steers | Price Range | Average | Top | Heifers | Price Range | Average | Top |
|------------------|--------------------|----------------|------------|-----------------|--------------------|----------------|------------|
| 1000+ lbs | 137.99-178.49 | 171.99 | 178.49 | +900 lbs | 121.99-156.00 | 145.70 | 156.00 |
| 900-999 | 126.00-177.00 | 172.59 | 177.00 | 800-899 | 112.00-179.20 | 168.19 | 179.20 |
| 800-899 | 133.00-189.99 | 167.70 | 189.99 | 700-799 | 100.00-182.00 | 155.29 | 182.00 |
| 700-799 | 120.99-197.99 | 182.69 | 197.99 | 600-699 | 128.00-190.99 | 169.10 | 190.99 |
| 600-699 | 134.00-210.49 | 188.99 | 210.49 | 500-599 | 109.00-196.99 | 171.79 | 196.99 |
| 500-599 | 164.99-224.00 | 200.19 | 224.00 | 400-499 | 150.00-204.99 | 178.60 | 204.99 |
| 400-499 | 181.00-237.50 | 214.29 | 237.50 | 300-399 | 167.99-175.00 | 173.70 | 175.00 |
| 399- | 132.00-237.99 | 214.10 | 237.99 | | | | |

A strong offering of 690 comprised of 351 steers and 339 heifers! Bidding was active in all categories with sales being very strong in the present market, generally, and exceptional in many weight categories. There were 44 consignors and 21 purchasing buyers.

LIVE CATTLE EXPORTS-ONTARIO

| | Week ending Nov 12, 2016 | Week ending Nov 5, 2016 | Year to Date |
|---|---------------------------------|--------------------------------|---------------------|
| Total live slaughter cattle exported from Ontario to the U.S. | 4,110 | 4,237 | 153,952 |
| Steers & Heifers | 1,051 | 1,002 | 36,101 |
| Cows | 2,496 | 2,728 | 97,081 |
| Bulls | 563 | 507 | 20,770 |



FEDERALLY INSPECTED CANADIAN PROCESSING

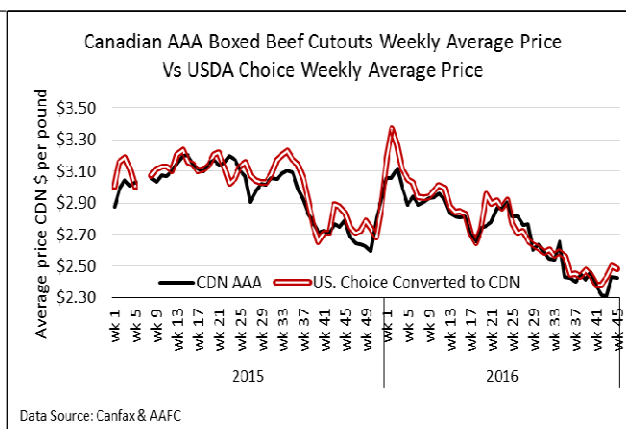
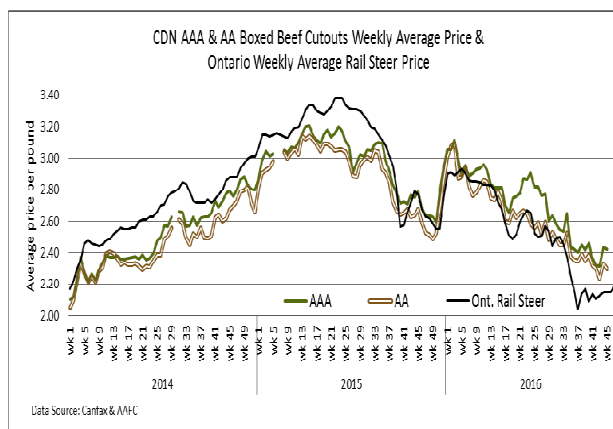
| | Week Ending November 19, 2016 | # of hd change from week ago | YTD | % Change (Week Ago) | % Change (Year Ago) |
|--------------------------|---|--|------------|-------------------------------|-------------------------------|
| Grand Total | 52,797 | -3,573 | 2,361,851 | -6% | +6% |
| Western Slaughter | 40,180 | -3,861 | 1,834,170 | -9% | +7% |
| Eastern Slaughter | 12,617 | +288 | 527,681 | +2% | +6% |

AVERAGE CARCASS WEIGHTS – CANADA

| | Steers | Heifers |
|--------------------------|---------------|----------------|
| November 19, 2016 | 935 | 862 |
| November 12, 2016 | 933 | 848 |
| November 21, 2015 | 951 | 854 |

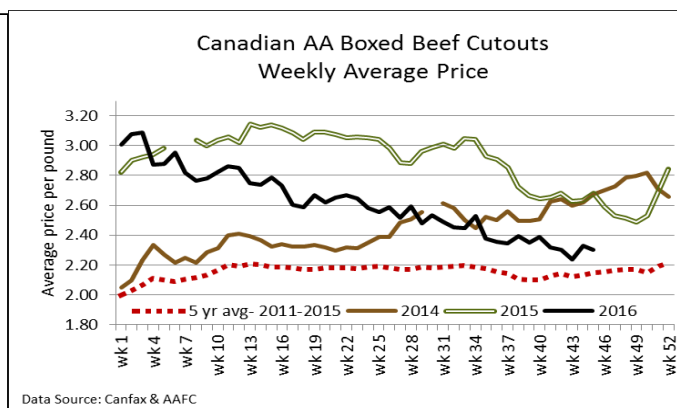
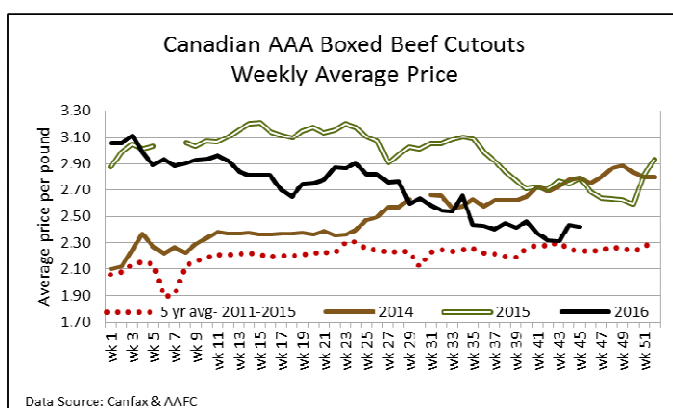
USDA ESTIMATED CATTLE KILL

| | Week Ending November 26, 2016 | Previous Week | Year Ago |
|--------------------|---|----------------------|-----------------|
| Grand Total | 551,000 | 629,000 | 458,000 |



CANADIAN BOXED BEEF CUT-OUT VALUES

| Week Ending | AAA | AA |
|-------------------|--------|--------|
| November 11, 2016 | 2.4237 | 2.3010 |
| November 4, 2016 | 2.4344 | 2.3303 |
| October 28, 2016 | 2.3142 | 2.2373 |



U.S. BOXED BEEF CUT-OUT VALUES (U.S. funds)

| | Choice 600-900 | Select 600-900 |
|----------------------------------|-------------------|-------------------|
| Cutout Values (noon estimate): | 188.12 | 172.58 |
| Change (from yesterday's close): | +0.48 | +1.28 |
| Current Five Day Average: | 185.63 | 169.27 |

U.S. TRADE (U.S. funds)

The U.S. cash cattle trade was quiet as both sides took inventory. This week's offering is steady to last week in volume with asking prices expected to be around \$2.00-\$3.00 higher than last week. Just a couple of lots in the south have been priced at \$115.00 live.

CHICAGO MERCANTILE EXCHANGE

Closing quotes on futures today were as follows:

| Live Cattle | | Feeder Cattle | | Corn | | Soybeans | | Canadian \$ | |
|-------------|--------------|---------------|--------------|----------|------------|----------|--------------|-------------|-------------|
| \$/cwt US | | \$/cwt US | | \$/bu US | | \$/bu US | | | |
| Dec | 109.30 -1.45 | Jan | 126.80 -0.42 | Dec | 3.484 -0.6 | Jan | 10.560 +10.0 | Spot | 74.52 +0.62 |
| Feb | 111.02 -1.17 | Mar | 123.02 -0.32 | Mar | 3.582 +0.0 | Mar | 10.644 +10.0 | Dec | 74.54 +0.56 |
| Apr | 110.80 -0.77 | Apr | 122.70 -0.05 | May | 3.654 +0.2 | May | 10.704 +10.2 | Mar | 74.62 +0.56 |
| Jun | 101.85 -0.22 | May | 121.75 +0.10 | Jul | 3.732 +0.2 | Jul | 10.750 +10.4 | Jun | 74.71 +0.56 |
| Aug | 98.47 +0.12 | Aug | 122.85 +0.55 | Sep | 3.796 +0.2 | Aug | 10.712 +10.2 | Sep | 74.80 +0.56 |
| Oct | 98.77 +0.37 | Sep | 121.00 +0.60 | Dec | 3.880 +0.4 | Sep | 10.512 +9.2 | Dec | 74.89 +0.55 |