



## Daily Market Information Report - Wednesday, December 28, 2016

The following information is collected from various sources and disseminated by Beef Farmers of Ontario.

### ONTARIO DIRECT TO PACKER RAILGRADE CATTLE TRADE

Prices are on a carcass weight basis before grade and weight discounts, regardless of delivery date.

<b>A Grade Steers</b>	245.00-247.00
<b>A Grade Heifers</b>	244.00-245.00

### ONTARIO LIVE CATTLE TRADE

Today at **Ontario Livestock Exchange: 454** Stockers

<b>Steers</b>	<b>Price Range</b>	<b>Top</b>	<b>Heifers</b>	<b>Price Range</b>	<b>Top</b>
<b>1000+</b>	177.50-196.50		<b>800+</b>	Not enough to	
<b>800-1000</b>	184.00-202.50		<b>600-800</b>	establish a price	
<b>600-800</b>	193.00-201.00				

Today, feeder cattle sold on a steady market. On Tuesday, 163 veal calves sold on an active trade at higher prices while 103 cull cows sold on a good demand at prices \$6.00-\$8.00 higher with sales from 74.00-84.00 top 107.00.

Today at **Ontario Stockyards Inc.: 104** Fed Cattle, **102** Cows, **8** Bulls & **65** Veal

	<b>Price Range</b>	<b>Top</b>
<b>Fancy Fed Steers</b>	140.00-145.00	146.50
<b>Fancy Fed Heifers</b>	140.00-145.00	157.00
<b>Good Quality Fed Steers &amp; Heifers</b>	134.00-139.00	
<b>Aged &amp; Medium Fed Cattle</b>	116.00-137.00	
<b>Good Beef Cows</b>	76.00-88.00	97.50
<b>Good Dairy Cows</b>	73.00-84.00	86.00
<b>Export Cows</b>	64.00-75.00	77.50
<b>Bulls</b>	103.00-107.00	110.50
<b>Veal 600 lbs +</b>	85.00-127.00	132.00

Fed steers and heifers traded actively with prices at least \$3.00-\$4.00 cwt higher. Cows and bulls sold actively on a strong demand at higher prices. Veal sold on a steady market. *There is no stocker sale on Thursday December 29<sup>th</sup>, regular sales will resume on Monday January 2, 2017!*

At **Brussels Livestock on Tuesday** there were **37 fed steers and heifers** on offer selling at prices \$4.00-\$5.00 cwt higher. **105 cull cows** sold at prices \$3.00-\$5.00 higher with good beef cows from \$75.00-\$85.00 top 93.00 and export cows from \$70.00-\$78.00 with sales to \$85.00

Ontario auction sales on **TUESDAY** saw weighted prices for:

	<b>Volume</b>	<b>Price Range</b>	<b>Average</b>	<b>Top</b>
Large & Medium Frame Fed Steers +1250 lbs	11	131.00-142.50	139.00	142.50
Large & Medium Frame Fed Heifers +1000 lbs	23	141.00-144.75	143.11	144.75
Cows	241	62.82-82.69	73.51	107.00
Bulls under 1600 lbs	3	96.33-106.33	101.33	116.00
Bulls over 1600 lbs	5	96.10-103.40	98.90	105.00
Veal over 600 lbs	161	129.00-155.00	142.36	179.00
Veal 451-600	2	117.00-151.00	134.00	151.00

To check out individual auction market results on the Ontario Beef website go to <http://www.ontariobeef.com/markets/market-reports.aspx>

Stocker sale at: **Brussels Livestock: December 23, 2016 – 1,049** Stockers

<b>Steers</b>	<b>Price Range</b>	<b>Average</b>	<b>Top</b>	<b>Heifers</b>	<b>Price Range</b>	<b>Average</b>	<b>Top</b>
<b>1000+</b>	164.00-181.00	173.80	186.00	<b>900+</b>	142.25-164.00	153.50	164.00
<b>900-999</b>	175.25-191.50	182.15	196.00	<b>800-899</b>	150.00-178.25	168.22	178.25
<b>800-899</b>	156.00-197.00	178.85	206.00	<b>700-799</b>	127.00-173.00	153.18	173.00
<b>700-799</b>	183.00-203.00	189.19	203.00	<b>600-699</b>	130.00-175.00	160.54	201.50
<b>600-699</b>	184.00-212.50	197.67	212.50	<b>500-599</b>	161.00-175.00	169.06	179.00
<b>500-599</b>	196.00-222.00	210.11	234.00	<b>400-499</b>	161.00-195.00	180.21	233.00
<b>400-499</b>	202.00-238.00	220.34	238.00	<b>300-399</b>	142.00-190.00	170.80	207.00
<b>399-</b>	140.00-230.00	191.25	230.00				

Calves sold on a strong active trade while yearlings sold at prices \$2.00-\$5.00 cwt higher.

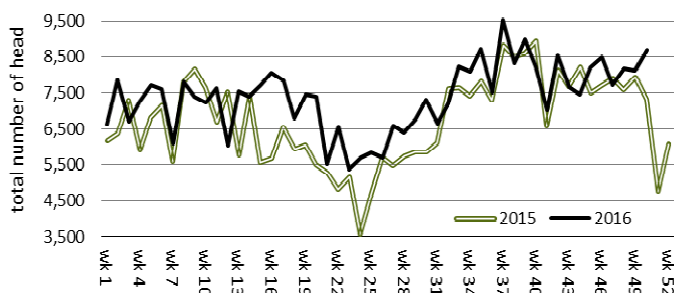
**U.S. BOXED BEEF CUT-OUT VALUES (U.S. funds)**

	<b>Choice 600-900</b>	<b>Select 600-900</b>
<b>Cutout Values</b> (noon estimate):	201.44	193.23
<b>Change</b> (from yesterday's close):	+2.90	+1.96
<b>Current Five Day Average:</b>	197.86	186.89

**LIVE CATTLE EXPORTS-ONTARIO**

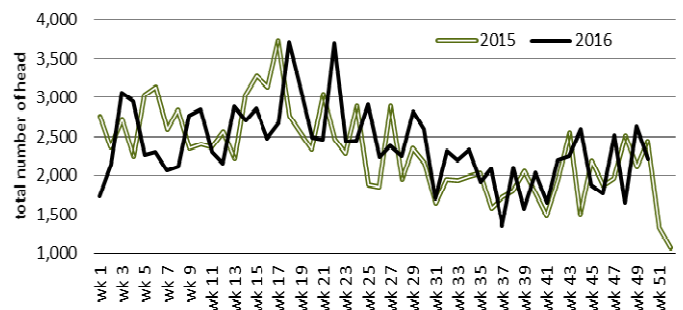
	<b>Week ending Dec. 10, 2016</b>	<b>Week ending Dec. 3, 2016</b>	<b>Year to Date</b>
<b>Total live slaughter cattle</b> exported from Ontario to the U.S.	<b>4,473</b>	<b>3,865</b>	<b>170,678</b>
<b>Steers &amp; Heifers</b>	881	827	39,683
<b>Cows</b>	2,823	2,720	108,059
<b>Bulls</b>	769	318	22,936

Ontario Weekly Federal Processing Volumes  
**Steers**



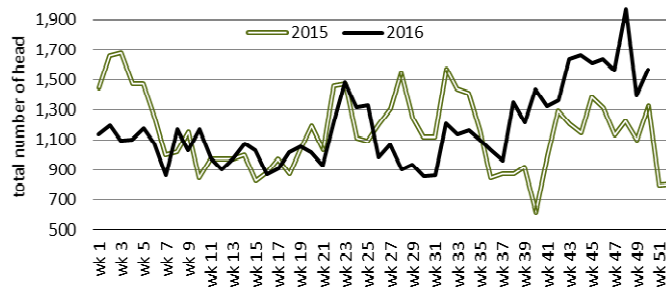
Data Source: Canfax/CBGA

Ontario Weekly Federal Processing Volumes  
**Heifers**



Data Source: Canfax/CBGA

Ontario Weekly Federal Processing Volumes  
**Cows**



Data Source: Canfax/CBGA

### FEDERALLY INSPECTED CANADIAN PROCESSING

	Week Ending December 17, 2016	# of hd change from week ago	YTD	% Change (Week Ago)	% Change (Year Ago)
<b>Grand Total</b>	52,872	+4,392	2,569,080	+9%	+7%
<b>Western Slaughter</b>	39,757	+4,317	1,990,111	+12%	+7%
<b>Eastern Slaughter</b>	13,115	+75	578,969	+1%	+6%

### AVERAGE CARCASS WEIGHTS – CANADA

	Steers	Heifers
<b>December 17, 2016</b>	929	844
<b>December 10, 2016</b>	930	835
<b>December 19, 2015</b>	936	868

### USDA ESTIMATED CATTLE PROCESSING VOLUME

	Week Ending December 24, 2016	Previous Week	Year Ago
<b>Grand Total</b>	572,000	599,000	404,000

### ALBERTA DIRECT TRADE

The Alberta direct trade on Tuesday remained untested, however some trade could develop this afternoon. Canfax reports: "Including this year, in 4 out of the past 5 years second half highs have occurred during the month of December."

### U.S. TRADE (U.S. funds)

The U.S. cash cattle trade remains untested this week with no bids reported so far. Asking prices are noted as undefined with just a couple of lists in the south at \$118.00 live. Active trading on the cash market is not expected to develop before Thursday at the earliest.

Today on the Fed Cattle Exchange, online auction, there were 4,786 head on offer with 4,464 sold. Sales today ranged from \$114.50-\$116.75 live, averaging \$115.38, which is up \$2.70 from last week. Final results are here:

<https://fedcattleexchange.com/page/SaleResults>

**Choice and Select Steers and Heifers:** Live 114.50-116.75  
Rail N/T

### CHICAGO MERCANTILE EXCHANGE

Closing quotes on futures **Tuesday December 27th** were as follows:

Live Cattle			Feeder Cattle			Corn			Soybeans			Canadian \$		
Dec	114.95	+0.37	Jan	129.95	-0.77	Mar	3.550	+9.2	Jan	10.146	+25.6	Spot	-	-
Feb	116.00	-0.30	Mar	125.95	-0.75	May	3.612	+8.6	Mar	10.242	+26.6	Mar	73.76	-0.18
Apr	113.97	-0.35	Apr	125.47	-0.80	Jul	3.684	+8.4	May	10.322	+25.6	Jun	73.85	-0.18
Jun	104.62	-0.50	May	123.90	-0.87	Sep	3.756	+8.4	Jul	10.380	+24.6	Sep	73.94	-0.18
Aug	100.45	-0.22	Aug	124.20	-0.77	Dec	3.842	+8.0	Aug	10.350	+24.2	Dec	74.05	-0.18
Oct	100.07	-0.07	Sep	122.72	-0.20	Mar	3.932	+8.0	Sep	10.176	+22.6	Mar	74.17	-0.16

Closing quotes on futures **today** were as follows:

Live Cattle			Feeder Cattle			Corn			Soybeans			Canadian \$		
Dec	115.97	+1.02	Jan	131.72	+1.77	Mar	3.482	-6.6	Jan	10.066	-8.0	Spot	73.76	+0.07
Feb	117.37	+1.37	Mar	126.95	+1.00	May	3.546	-6.4	Mar	10.164	-7.6	Mar	73.84	+0.08
Apr	115.15	+1.17	Apr	126.40	+0.92	Jul	3.620	-6.4	May	10.250	-7.2	Jun	73.93	+0.08
Jun	105.12	+0.50	May	125.05	+1.15	Sep	3.692	-6.4	Jul	10.310	-7.0	Sep	74.02	+0.08
Aug	100.77	+0.32	Aug	125.27	+1.07	Dec	3.782	-6.0	Aug	10.284	-6.4	Dec	74.13	+0.08
Oct	100.30	+0.22	Sep	123.35	+0.62	Mar	3.872	-6.0	Sep	10.110	-6.6	Mar	74.26	+0.08

Beef Farmers of Ontario, 130 Malcolm Road, Guelph, ON N1K 1B1 Phone: (519) 824-0334 Fax: (519) 824-9161 or email: [markets@ontariobeef.com](mailto:markets@ontariobeef.com)