



Daily Market Information Report - Monday, February 13, 2017

The following information is collected from various sources and disseminated by Beef Farmers of Ontario.

ONTARIO DIRECT TO PACKER RAILGRADE CATTLE TRADE

Prices are on a carcass weight basis before grade and weight discounts, *regardless of delivery date.*

A Grade Steers	249.00-252.00
A Grade Heifers	248.00-251.00

ONTARIO LIVE CATTLE TRADE

Today at **Ontario Stockyards Inc.:** 30 veal on offer

	Price Range	Top
Veal calves 600 lbs +	N/A	
Veal calves 451-600 lbs	N/A	

Veal calves sold on a steady market. *February 17th @ 7:00 pm- Bred Cow Sale!*

At **Kawartha Lakes Community Sale Barn, February 11, 2017** – 114 Cows, 9 Bulls, 17 Stockers & 48 Veal, 3 fed cattle

	Price Range	Avg.	Top
Cows	68.50-89.00	77.40	136.00
Bulls under 1600 lbs	84.00-99.00	89.68	99.00
Veal 600 lbs+	107.00-119.00	113.10	119.00
Veal 126-300 lbs	50.00-215.00	154.78	215.00
Veal under 125 lbs	130.00-160.00	140.78	160.00

Cull cows sold steady to higher on a strong demand. Veal sold on a good demand at steady prices. Stockers sold on a steady trade. *March 22nd @ 11:00 am- Peterborough County Cattlemen's & Victoria Beef Farmers Special Stocker Sale! 90% Vaccinated.*

ONTARIO STOCKER & FEEDER TRADE

Stocker sale at **Brussels Livestock: February 10, 2017** – 643 stockers

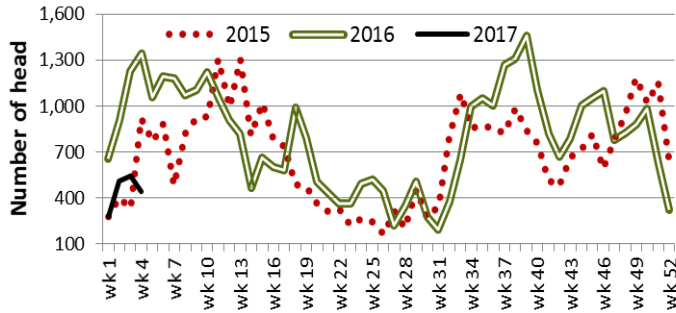
Steers	Price Range	Average	Top	Heifers	Price Range	Average	Top
1000+ lbs	177.50-192.25	183.30	192.25	+900 lbs	147.50-164.75	157.16	164.75
900-999	163.50-184.25	175.01	186.00	800-899	152.00-169.00	161.77	169.00
800-899	165.00-191.50	179.26	191.50	700-799	151.00-174.00	164.40	182.00
700-799	163.00-187.50	174.76	189.00	600-699	170.00-200.00	182.71	200.00
600-699	162.00-192.00	175.18	206.00	500-599	134.00-171.00	156.50	191.00
500-599	176.00-229.00	202.48	229.00	400-499	150.00-185.00	180.36	185.00
400-499	160.00-225.00	179.53	235.00	300-399	166.00-185.00	174.40	185.00
399-	182.00-207.00	188.60	217.00				

Calves and yearlings sold on an active trade at steady prices.

LIVE CATTLE EXPORTS-ONTARIO

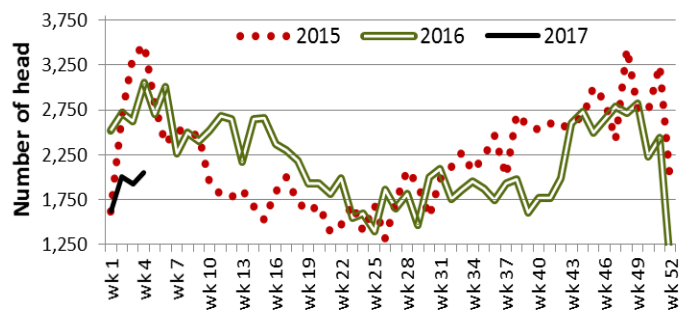
	Week ending Jan. 28, 2017	Week ending Jan. 21, 2017	Year to Date
Total live slaughter cattle exported from Ontario to the U.S.	2,994	2,857	11,601
Steers & Heifers	442	542	1,775
Cows	2,048	1,922	7,594
Bulls	504	393	2,232

Live Fed Steer & Heifer Weekly Exports to the U.S. Through Ontario Ports



Data Source: Agriculture and Agri-Food Canada

Live Cull Cow Weekly Exports to the U.S. Through Ontario Ports

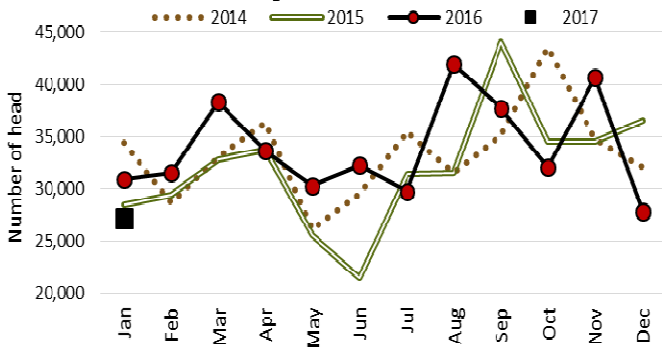


Data Source: Agriculture and Agri-Food Canada

FEDERALLY INSPECTED CANADIAN PROCESSING

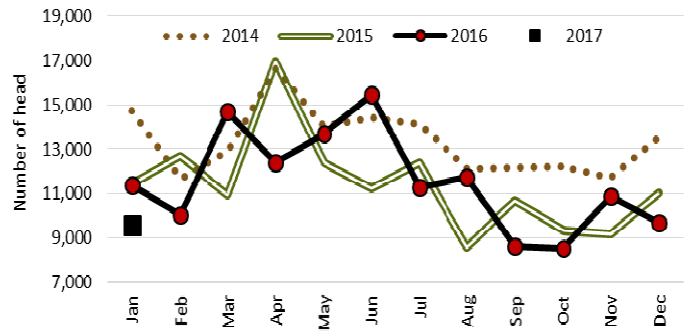
	Week Ending February 4, 2017	# of hd change from week ago	YTD	% Change (Week Ago)	% Change (Year Ago)
Grand Total	47,046	-2,737	232,459	-5%	-3%
Western Slaughter	34,209	-2,994	173,241	-8%	-5%
Eastern Slaughter	12,837	+257	59,218	+2%	+4%

Ontario Federal and Provincial Monthly Processing Volumes for Steers



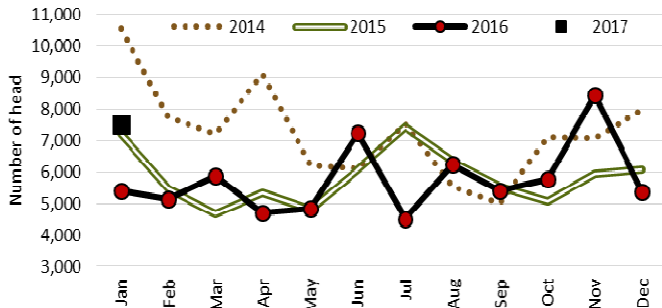
Data Source: Canfax/CBGA

Ontario Federal and Provincial Monthly Processing Volumes for Heifers



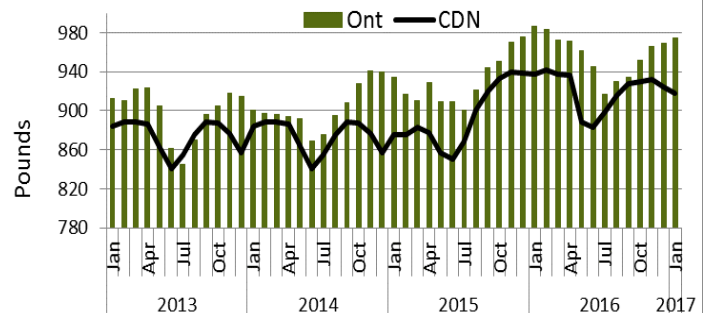
Data Source: Canfax/CBGA

Ontario Federal and Provincial Monthly Processing Volumes for Cows



Data Source: Canfax/CBGA

Federally and Provincially Inspected Plants Steers Average Warm Carcass weight Monthly.



Data source: Canfax/CBGA

AVERAGE CARCASS WEIGHTS – CANADA

	Steers	Heifers
February 4, 2017	918	829
January 28, 2017	920	828
February 6, 2016	941	841

USDA ESTIMATED CATTLE PROCESSING VOLUME

	<i>Week Ending</i> February 11 2017	<i>Previous Week</i>	<i>Year Ago</i>
Grand Total	574,000	593,000	547,000

U.S. BOXED BEEF CUT-OUT VALUES (U.S. funds)

	Choice 600-900	Select 600-900
Cutout Values (noon estimate):	188.14	187.04
Change (from yesterday's close):	+0.51	+1.39
Current Five Day Average:	189.39	187.28

U.S. TRADE (U.S. funds)

The U.S. cash cattle trade final results for last week put out by the USDA Mandatory Price Report, saw live steers average \$119.75 up \$0.99 from the previous week, while live heifers averaged \$119.17 up \$0.33. On the rail steers averaged \$190.05 up \$0.27 from the week before, while heifers averaged \$190.28 up \$0.33. Today the market was quiet as both sides took inventory and new show lists were distributed. This week's offering is larger in volume in all feeding states, especially in the south. Asking prices are currently undefined but are expected to be around steady to last week's asking prices of \$122.00 live and \$192.00 plus dressed.

CHICAGO MERCANTILE EXCHANGE

Closing quotes on futures today were as follows:

Live Cattle		Feeder Cattle		Corn		Soybeans		Canadian \$	
\$/cwt US		\$/cwt US		\$/bu US		¢/bu		\$/bu US	
Feb	115.92 -0.47	Mar	121.82 -0.25	Mar	3.754 +1.0	Mar	10.542 -4.6	Spot	76.52 +0.12
Apr	112.52 -0.62	Apr	121.97 -0.47	May	3.826 +0.6	May	10.656 -4.2	Mar	76.54 +0.12
Jun	103.55 -0.72	May	120.97 -0.82	Jul	3.892 +0.4	Jul	10.736 -4.0	Jun	76.61 +0.12
Aug	100.10 -0.97	Aug	122.47 -1.12	Sep	3.942 +0.2	Aug	10.706 -4.0	Sep	76.70 +0.12
Oct	100.40 -1.10	Sep	121.67 -1.25	Dec	3.994 +0.2	Sep	10.484 -3.4	Dec	76.81 +0.13
Dec	101.55 -1.05	Oct	120.02 -1.40	Mar	4.074 +0.4	Nov	10.272 -2.6	Mar	76.93 +0.13

Beef Farmers of Ontario, 130 Malcolm Road, Guelph, ON N1K 1B1 Phone: (519) 824-0334 Fax: (519) 824-1930 or email: markets@ontariobeef.com