



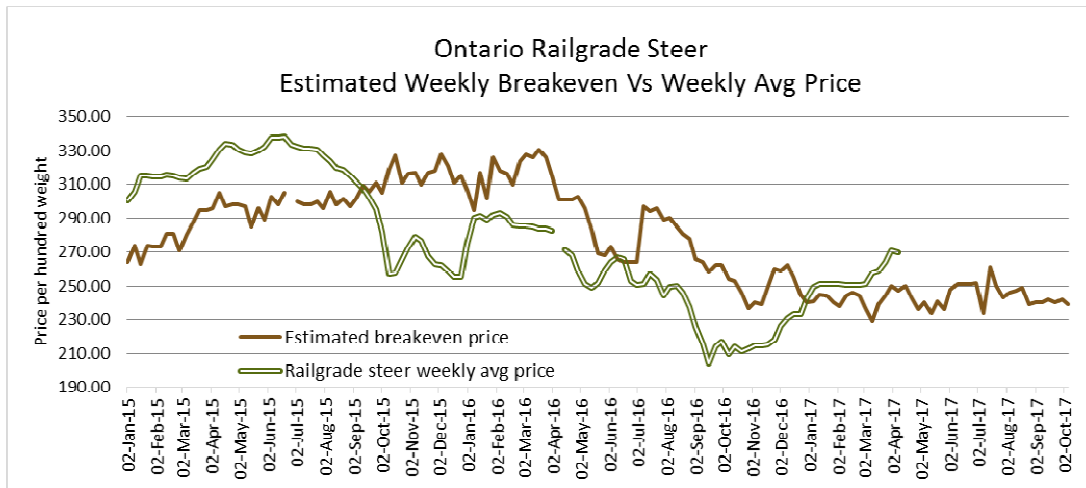
Daily Market Information Report - Friday, April 7, 2017

The following information is collected from various sources and disseminated by Beef Farmers of Ontario.

ONTARIO DIRECT TO PACKER RAILGRADE CATTLE TRADE

Prices are on a carcass weight basis before grade and weight discounts. (Prices for today regardless of delivery date).

A Grade Steers 266.00-271.00
A Grade Heifers 265.00-270.00



The information provided on this report is based on weighted averages for actual data collected. Input costs are a guideline only and will vary from producer to producer. BFO does not take any responsibility and accepts no legal liability arising from or connected to damages or losses experienced by producers when using this information. This is to be used at your own risk.

ONTARIO LIVE CATTLE TRADE

Today at **Brussels Livestock**: **1,300** Stockers (320 yearlings left to sell at time of reporting)

Steers	Price Range	Average	Top	Heifers	Price Range	Average	Top
1000+	153.00-167.50	163.27	167.50	900+	134.00-148.00	137.88	148.00
900-999	163.00-176.25	171.55	176.50	800-899	130.00-173.00	152.99	173.00
800-899	158.00-185.00	177.43	189.00	700-799	144.00-175.00	160.06	175.00
700-799	170.00-205.50	185.25	205.50	600-699	152.00-194.00	176.67	194.00
600-699	165.00-219.00	193.13	219.00	500-599	171.00-200.00	187.43	202.00
500-599	172.00-217.00	195.63	227.00	400-499	157.00-227.00	179.10	227.00
400-499	187.00-228.00	208.65	228.00	300-399	170.00-222.00	190.25	222.00
399-	160.00-220.00	194.33	220.00				

Choice calves and yearlings are selling on a steady market. Final results will be posted on Monday's Report.

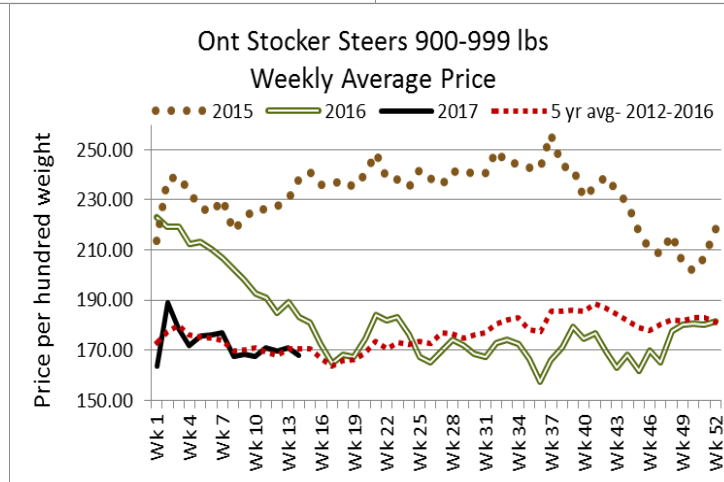
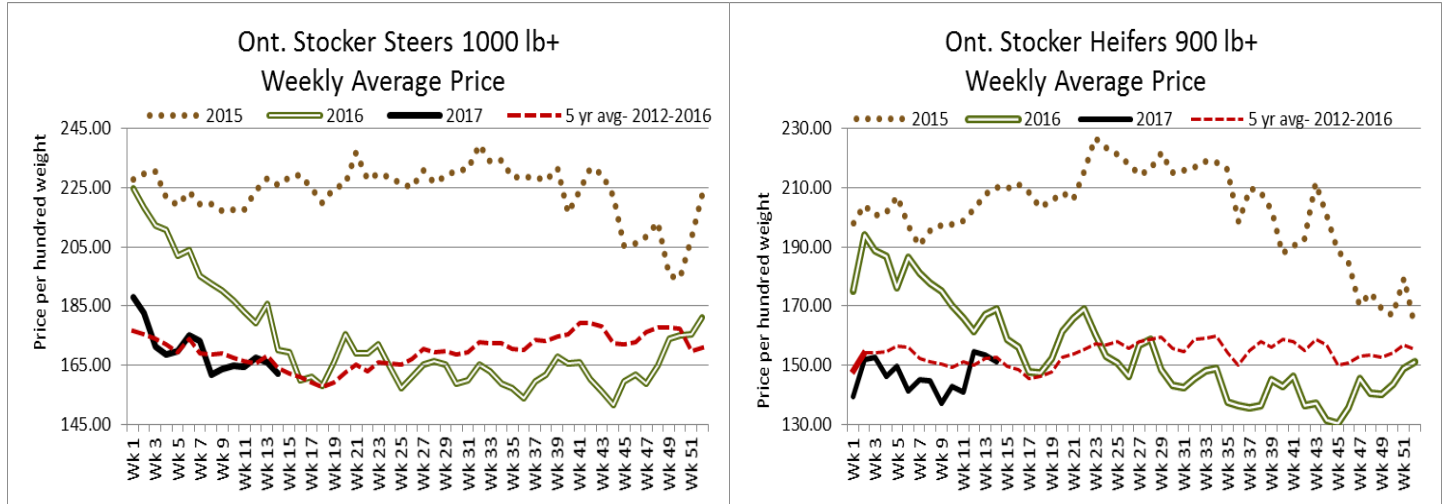
Ontario auction sales on **Thursday** saw weighted prices for:

	Volume	Price Range	Average	Top
Large & Medium Frame Fed Steers +1250 lbs	82	138.00-179.50	155.42	202.00
Large & Medium Frame Fed Heifers +1000 lbs	70	108.54-154.11	137.64	168.00
Fed steers, dairy and dairy cross	117	112.85-121.28	117.58	129.00
Cows	577	64.44-86.40	76.94	130.00
Bulls under 1600 lbs	9	71.78-108.33	90.61	110.00
Bulls over 1600 lbs	9	92.00-109.00	102.21	112.00
Veal +600 lbs	122	86.56-118.10	101.78	182.00
Veal Calves 125 lbs & under	114	104.00-250.00	196.76	267.00

Stocker sale at: **Ontario Livestock Exchange, April 6, 2017 – 360** Stockers

Steers	Price Range	Average	Top	Heifers	Price Range	Average	Top
1000+	131.00-160.00	146.05	160.00	900+	117.00-140.00	134.27	146.00
900-999	133.00-152.00	140.31	162.00	800-899	112.50-147.00	135.33	150.00
800-899	136.00-168.00	158.35	179.00	700-799	107.50-155.00	135.24	170.00
700-799	147.50-186.50	168.85	186.50	600-699	106.00-170.00	133.47	182.50
600-699	161.00-203.00	192.38	203.00	500-599	123.00-162.50	141.85	162.50
500-599	145.00-172.00	155.90	175.00	400-499			

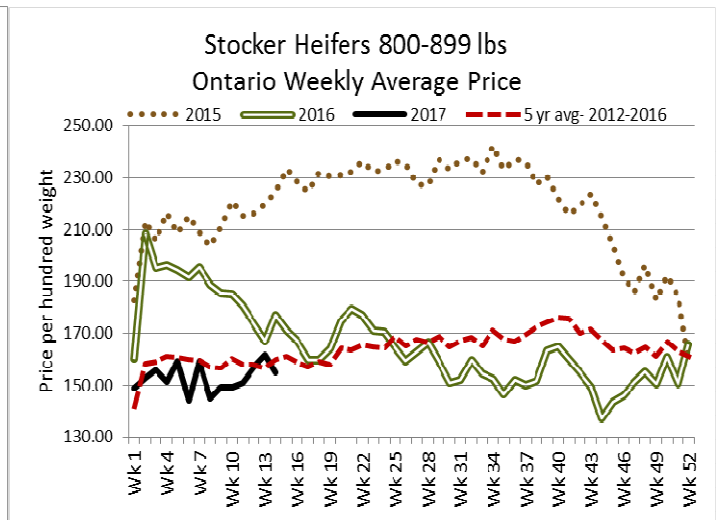
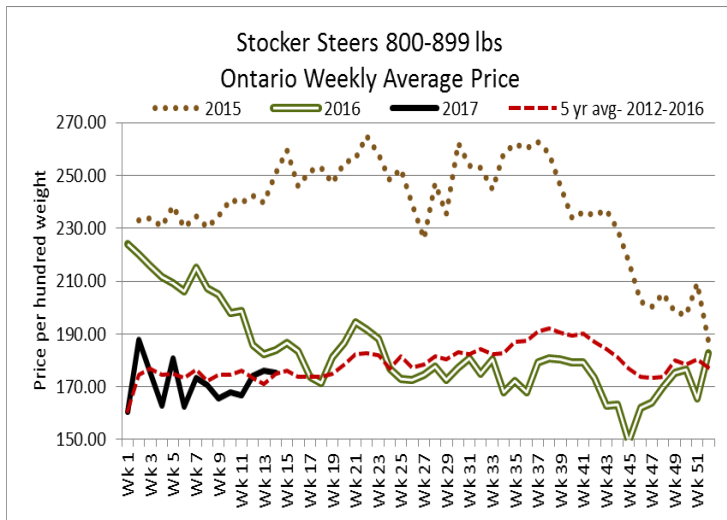
Stockers sold on a steady trade.



Stocker sale at: **Ontario Stockyards Inc., April 6, 2017 – 813** Stockers

Steers	Price Range	Average	Top	Heifers	Price Range	Average	Top
1000+	65.00-121.00	94.99	160.00	900+	100.00-150.00	130.20	159.62
900-999	132.50-166.00	151.36	166.00	800-899	120.00-152.00	136.40	159.00
800-899	164.00-186.00	177.72	186.00	700-799	140.00-169.00	151.89	169.00
700-799	164.00-199.00	181.87	206.50	600-699	152.00-187.00	168.08	199.00
600-699	165.00-218.25	195.60	219.50	500-599	140.00-191.00	167.46	214.00
500-599	167.00-209.00	193.34	209.00	400-499	147.00-207.50	176.49	212.00
400-499	145.00-230.00	180.75	240.00	300-399	185.00-210.00	195.62	227.50
399-	134.00-207.50	173.15	216.00				

A medium quality offering of replacement cattle sold actively at slightly lower prices than Tuesday's strong sale!



Stocker sale at: **Ottawa Livestock Exchange, April 6, 2017 – 108 Stockers**

Steers	Price Range	Average	Top	Heifers	Price Range	Average	Top
700-799	137.00-172.00	153.50	172.00	700-799	112.00-152.00	143.33	152.00
600-699	72.00-169.00	141.36	169.00	600-699	112.00-165.00	148.00	165.00
500-599	129.00-180.00	155.22	180.00	500-599	114.00-170.00	142.00	170.00

ONTARIO BRED COW SALES

Ontario Stockyards Inc, April 6, 2017 - 35 Bred heifers

Exotic and Exotic X

British and British X

Top quality bred cows

\$1,900-\$2,475

N/T

1 lot of good quality bred Charolais heifers sold strong!

CANADIAN BOXED BEEF CUT-OUT VALUES

Week Ending	AAA	AA
March 24, 2017	2.7883	2.7534
March 17, 2017	2.7709	2.6827
March 10, 2017	2.6850	2.6546

U.S. BOXED BEEF CUT-OUT VALUES (U.S. funds)

	Choice 600-900	Select 600-900
Cutout Values (noon estimate):	207.65	199.04
Change (from yesterday's close):	-0.25	-1.24
Current Five Day Average:	211.37	201.31

QUEBEC ELECTRONIC AUCTION MARKET (F.O.B. THE FEEDLOT)

	Price	Change from Last Week
On Thursday, April 6, 2017	265.00	-6.65

ALBERTA DIRECT TRADE

The Alberta direct trade was light with dressed steers from \$278.50-\$286.00 down \$5.65 from last week on average. Heifers sold from \$278.50-\$284.00 dressed, down \$8.47. Canfax reported: "Even though prices were softer week over week, cattle being sold are still very profitable which did encourage producers to market cattle. With yearling supplies on the decline, we are starting to see a few more fed calves come forward."

Steers	Live	N/T	Flat rail	278.50-286.00
Heifers	Live	N/T	Flat rail	278.50-284.00

U.S. TRADE (U.S. funds)

The U.S. cash cattle trade, at time of reporting, remains untested for the day. Bids are sitting at \$122.00 live in the south and \$123.00-\$124.00 live and \$196.00-\$200.00 dressed in the north. Asking prices are sitting at \$128.00 plus live in the south and \$205.00 plus dressed in the north. At this point it appears that both sides are holding firm which could delay business until late this afternoon or into the evening.

Choice and Select Steers and Heifers:	Live	N/T	
	Rail	N/T	

CHICAGO MERCANTILE EXCHANGE

Closing quotes on futures today were as follows:

Live Cattle			Feeder Cattle			Corn			Soybeans			Canadian \$		
\$/cwt US			\$/cwt US			\$/bu US		¢/bu	\$/bu US		¢/bu			
Apr	120.05	+1.25	Apr	133.75	+1.80	May	3.594	-1.2	May	9.420	+0.4	Spot	74.54	-0.01
Jun	111.80	+1.67	May	133.87	+1.70	Jul	3.672	-1.2	Jul	9.532	+0.4	Apr	74.55	-0.02
Aug	107.97	+1.60	Aug	135.65	+1.95	Sep	3.746	-1.4	Aug	9.546	+0.0	May	74.58	-0.02
Oct	107.65	+1.45	Sep	135.60	+2.12	Dec	3.844	-1.4	Sep	9.516	-0.4	Jun	74.61	-0.02
Dec	108.47	+1.40	Oct	134.65	+2.02	Mar	3.934	-1.4	Nov	9.494	-1.2	Sep	74.64	-0.02
Feb	108.75	+1.37	Nov	132.95	+1.95	May	3.994	-1.4	Jan	9.556	-1.0	Dec	74.72	-0.02

Beef Farmers of Ontario, 130 Malcolm Road, Guelph, ON N1K 1B1 Phone: (519) 824-0334 Fax: (519) 824-1930 or email: markets@ontariobeef.com

ONTARIO STOCKER & FEEDER TRADE UPCOMING SPECIAL SALES

8-Apr	11:00 am	Denfield Livestock Exchange	Spring Stocker Sale/Bred Cow & Cow/Calf Pair Sale!
8-Apr	1 :00 pm	Maple Hill Auctions Ltd	Vancise Hereford & Angus Bull & Heifer Sale!
19-Apr	11:00 am	Kawartha Lakes Community Sale Barn	Spring Stocker Sale!
19-Apr		Aylmer Stockyards Inc	Special Stocker Sale! (after regular sale)
21-Apr	5:00 pm	Keady Livestock Market	Bred Cow/Heifer & Cow/Calf Pair Sale!
22-Apr	8:30 am	Rainy River Cattlemen's Sale	Stockers, Cull Cows, Bulls, etc!
22-Apr	11:00 am	Denfield Livestock Exchange	Stockers and Bred Cow, Cow/Calf Pair Sale!
25-Apr	11:00 am	Ontario Stockyards Inc	Spring All Vaccinated Stocker Sale!
26-Apr	2:00 pm	Vankleek Hill Livestock Exchange	Spring Stocker Sale!
28-Apr	9:00 am	Keady Livestock Market	Spring Stocker & Feeder Sale-Vacc & Non-Vaccinated!

For the full **2017 Spring Stocker listing**, click here: <http://www.ontariobeef.com/markets/spring-stocker-sales.aspx>