



Daily Market Information Report – Monday, April 17, 2017

The following information is collected from various sources and disseminated by Beef Farmers of Ontario.

ONTARIO DIRECT TO PACKER RAILGRADE CATTLE TRADE

Prices are on a carcass weight basis before grade and weight discounts, *regardless of delivery date.*

A Grade Steers	268.00-271.00
A Grade Heifers	267.00-270.00

ONTARIO LIVE CATTLE TRADE

Today at **Ontario Stockyards Inc.:** **34** veal on offer

	Price Range	Top
Veal calves 600 lbs +	110.00-120.00	144.00
Veal calves 451-600 lbs	-	-

Veal sold at prices \$10.00 cwt higher. *April 25th @ 11:00 am- All Vaccinated Spring Stocker Sale!*

At **Kawartha Lakes Community Sale Barn, April 15, 2017** – **4** Fed cattle, **54** Cows, **7** Bulls, **33** Stockers & **46** Veal

	Price Range	Avg.	Top
Cows	72.00-94.00	79.54	108.00
Veal 600 lbs+	89.00-110.00	100.42	110.00
Veal under 125 lbs	142.50-175.00	172.05	450.00

Stockers and veal both sold steady to stronger while cows and bulls sold on a steady market. *April 19th @ 11:00 am- Spring Stocker Sale!*

Ontario auction sales on **Thursday** saw weighted prices for:

	Volume	Price Range	Average	Top
Large & Medium Frame Fed Steers +1250 lbs	44	145.00-161.60	155.61	164.00
Large & Medium Frame Fed Heifers +1000 lbs	18	142.06-148.94	144.84	162.00
Fed steers, dairy and dairy cross	37	113.00-120.50	115.71	130.00
Cows	432	70.38-90.52	79.30	115.00
Bulls under 1600 lbs	6	101.75-107.00	105.17	112.00
Bulls over 1600 lbs	17	107.82-125.76	118.18	130.00
Veal +600 lbs	60	111.70-153.57	123.15	160.00
Veal Calves 125 lbs & under	132	106.00-225.00	180.92	300.00

ONTARIO STOCKER & FEEDER TRADE

Stocker sale at **Ontario Livestock Exchange: April 13, 2017** – **349** Stockers

Steers	Price Range	Average	Top	Heifers	Price Range	Average	Top
800-899	145.00-162.00	157.25	162.00	800-899	135.00-157.50	146.75	165.00
700-799	142.50-209.00	185.84	209.00	700-799	137.00-170.00	149.35	170.00
600-699	170.00-216.00	193.11	216.00	600-699	140.00-169.00	155.44	169.00
500-599	170.00-210.00	189.54	216.00	500-599	142.50-192.50	160.11	201.00
400-499	200.00-225.00	216.55	225.00	400-499	130.00-170.00	149.09	181.00
399-	172.50-175.00	174.50	175.00				

Stockers sold on a good demand at steady prices.

Stocker sale at **Ontario Stockyards Inc: April 13, 2017 – 605** Stockers

Steers	Price Range	Average	Top	Heifers	Price Range	Average	Top
1000+ lbs	121.00-155.50	148.56	155.50	900+ lbs	75.00-122.50	101.64	149.00
900-999	154.00-182.00	169.56	182.00	800-899	140.00-154.50	147.18	164.00
800-899	147.50-182.00	166.06	182.00	700-799	140.00-169.00	156.13	180.00
700-799	160.00-194.50	179.24	204.00	600-699	146.00-193.00	171.78	193.00
600-699	176.00-217.00	198.15	229.00	500-599	160.00-207.00	183.24	207.00
500-599	205.00-219.00	214.19	228.00	400-499	180.00-202.50	192.52	215.00
400-499	210.00-231.00	226.72	231.00				
399-	190.00-195.00	192.38	208.00				

All good quality replacement cattle sold actively at steady prices with plainer types under some pressure. *April 25th @ 11:00 am- Spring All Vaccinated Stocker Sale!*

Stocker sale at **Brussels Livestock: April 15, 2017 – 1,027** Stockers

Steers	Price Range	Average	Top	Heifers	Price Range	Average	Top
1000+ lbs	159.75-168.25	165.01	168.25	900+ lbs	147.00-157.75	153.58	159.25
900-999	159.00-169.00	164.69	171.00	800-899	152.00-164.00	156.51	165.00
800-899	157.00-187.00	173.15	187.00	700-799	150.00-172.00	165.71	182.00
700-799	173.45-199.50	188.31	199.50	600-699	164.00-198.00	183.81	198.00
600-699	190.00-219.00	209.29	224.00	500-599	164.00-185.00	174.29	197.00
500-599	215.00-235.00	222.99	235.00	400-499	168.00-210.00	196.68	230.00
400-499	135.00-232.00	195.33	240.00				

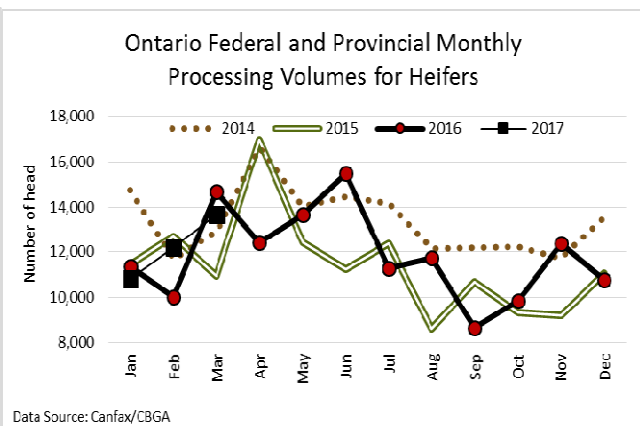
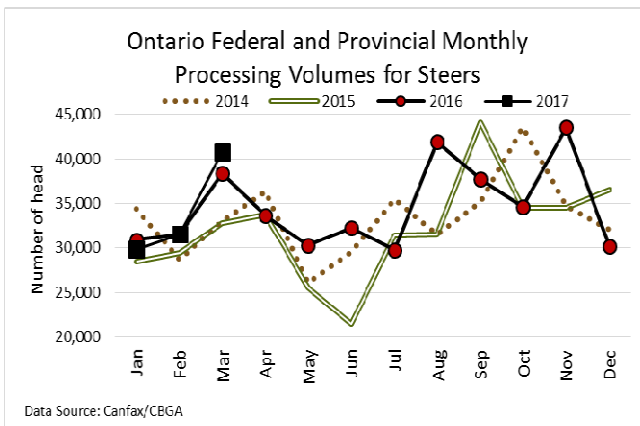
Grass type cattle sold actively on a higher market. All other cattle sold on a strong demand at fully steady prices.

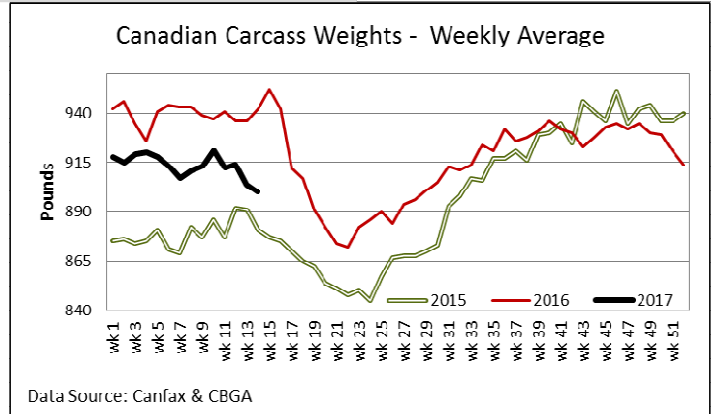
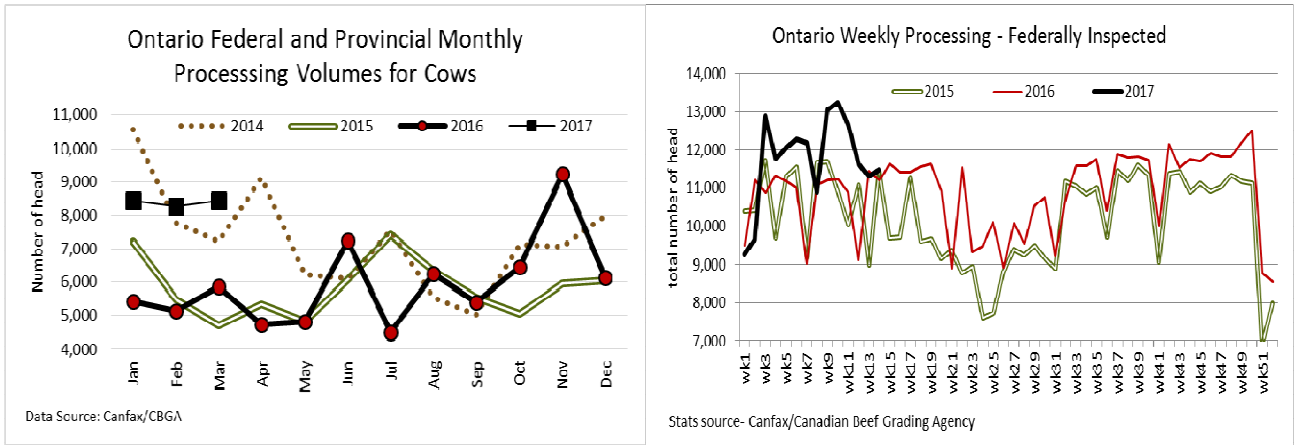
LIVE CATTLE EXPORTS-ONTARIO

	Week ending Apr. 1, 2017	Week ending Mar. 25, 2017	Year to Date
Total live slaughter cattle exported from Ontario to the U.S.	2,984	2,899	36,322
Steers & Heifers	545	690	7,130
Cows	1,907	1,706	22,573
Bulls	532	503	6,619

FEDERALLY INSPECTED CANADIAN PROCESSING

	Week Ending April 8, 2017	# of hd change from week ago	YTD	% Change (Week Ago)	% Change (Year Ago)
Grand Total	51,798	-1,797	695,938	-3%	+7%
Western Slaughter	39,506	-1,973	521,012	-5%	+6%
Eastern Slaughter	12,292	+176	174,926	+1%	+10%





AVERAGE CARCASS WEIGHTS – CANADA

	Steers	Heifers
April 8, 2017	900	842
April 1, 2017	904	835
April 9, 2016	942	862

USDA ESTIMATED CATTLE PROCESSING VOLUME

	Week Ending	Previous Week	Year Ago
	April 15, 2017		
Grand Total	590,000	573,000	551,000

CANADIAN BOXED BEEF CUT-OUT VALUES

Week Ending	AAA	AA
April 7, 2017	2.7614	2.6557
April 1, 2017	2.8134	2.7292
March 24, 2017	2.7883	2.7534

U.S. BOXED BEEF CUT-OUT VALUES (U.S. funds)

	Choice	Select
Friday April 14, 2017	600-900	600-900
Cutout Values (noon estimate):	212.04	199.11
Change (from yesterday's close):	+1.37	+0.35
Current Five Day Average:	208.97	198.22
Monday April 17, 2017	Choice	Select
	600-900	600-900
Cutout Values (noon estimate):	213.52	201.06
Change (from yesterday's close):	+1.44	+1.58
Current Five Day Average:	209.94	198.62

U.S. TRADE (U.S. funds)

The U.S. cash cattle trade on Thursday was moderate in volume at stronger prices. Sales for the week reported by the USDA Mandatory Price report, saw live sales for the week range from \$123.00-\$131.00 with steers averaging \$128.01 up \$3.68 from last week while heifers were \$127.80 live up \$2.42 from last week, on average. On the rail prices ranged from \$192.00-\$208.00 dressed with steers averaging \$205.30 up \$7.29 from last week, while heifers averaged \$204.72 up \$5.71. Today the market was quiet as new show lists were distributed. This week's offering is smaller in volume in the north and larger in the south. Asking prices are currently undefined but given last week's stronger market, asking prices are expected to be higher.

Choice and Select Steers and Heifers:	Live	N/T
	Rail	N/T

CHICAGO MERCANTILE EXCHANGE

Closing quotes on futures today were as follows:

Live Cattle			Feeder Cattle			Corn			Soybeans			Canadian \$		
\$/cwt US			\$/cwt US			\$/bu US		¢/bu	\$/bu US		¢/bu			
Apr	126.42	+1.05	Apr	139.05	+1.25	May	3.664	-4.4	May	9.532	-2.2	Spot	75.14	-0.08
Jun	115.57	+0.87	May	140.15	+1.75	Jul	3.732	-4.6	Jul	9.636	-2.4	Apr	75.15	-0.11
Aug	111.55	+0.75	Aug	142.22	+1.95	Sep	3.800	-4.4	Aug	9.654	-2.4	May	75.18	-0.11
Oct	110.82	+0.50	Sep	142.40	+1.85	Dec	3.902	-4.2	Sep	9.634	-1.0	Jun	75.21	-0.11
Dec	111.62	+0.40	Oct	141.62	+2.00	Mar	3.996	-3.6	Nov	9.622	+0.4	Sep	75.24	-0.11
Feb	111.60	+0.45	Nov	139.82	+1.80	May	4.052	-4.0	Jan	9.686	+0.6	Dec	75.31	-0.11

Beef Farmers of Ontario, 130 Malcolm Road, Guelph, ON N1K 1B1 Phone: (519) 824-0334 Fax: (519) 824-1930 or email: markets@ontariobeef.com