



Daily Market Information Report – Monday, May 15, 2017

The following information is collected from various sources and disseminated by Beef Farmers of Ontario.

ONTARIO DIRECT TO PACKER RAILGRADE CATTLE TRADE

Prices are on a carcass weight basis before grade and weight discounts, *regardless of delivery date.*

A Grade Steers	296.00-300.00
A Grade Heifers	295.00-299.00

ONTARIO LIVE CATTLE TRADE

Today at **Ontario Stockyards Inc.:** **34** veal on offer

	Price Range	Top
Veal calves 600 lbs +	104.00-116.00	165.00
Veal calves 451-600 lbs	-	

Good quality veal calves sold steady to stronger. *May 30th @ 11:00 am- All Vaccinated Spring Stocker Sale with 1,100 stockers expected!*

At **Kawartha Lakes Community Sale Barn, May 6, 2017** – 2 Fed cattle, **129** Cows, **23** Bulls, & **66** Veal

	Price Range	Avg.	Top
Cows	75.00-101.50	85.93	114.00
Bulls under 1600 lbs	95.00-146.00	115.29	146.00
Bulls over 1600 lbs	116.50-132.50	123.25	132.50
Veal 600 lbs+	102.00-117.50	105.49	117.50
Veal 126-300 lbs	180.00-420.00	246.51	420.00

Cows sold slightly higher while bulls sold higher. Veal traded steady.

ONTARIO STOCKER & FEEDER TRADE

Stocker sale at **Brussels Livestock: May 5, 2017** – 967 Stockers

Steers	Price Range	Average	Top	Heifers	Price Range	Average	Top
1000+ lbs	164.50-175.00	168.88	177.00	900+ lbs	164.00-169.25	167.35	169.50
900-999	164.00-185.00	176.63	185.00	800-899	168.00-185.00	175.60	185.00
800-899	168.25-190.00	180.13	198.00	700-799	165.00-197.50	182.74	205.00
700-799	166.00-206.25	195.13	207.00	600-699	170.00-201.00	188.04	201.00
600-699	192.00-233.00	215.17	235.00	500-599	175.00-202.00	187.38	202.00
500-599	222.00-251.00	240.20	251.00	400-499	177.00-215.00	199.03	244.00
400-499	220.00-255.00	239.33	255.00	300-399	230.00-250.00	240.00	250.00
399-	240.00-265.00	248.75	265.00				

Calves sold on a strong active trade with grass cattle bringing a premium. Yearlings sold on a strong trade at prices \$2.00-\$3.00 cwt higher.

Stocker sale at **Kawartha Lakes Community Sale Barn: May 5, 2017** – 77 Stockers

Steers	Price Range	Average	Top	Heifers	Price Range	Average	Top
600-699	162.50-200.00	185.62	200.00	600-699	125.00-181.00	151.09	181.00
500-599	150.00-218.00	181.62	218.00	500-599	165.00-192.50	172.25	192.50
400-499	177.50-211.00	203.90	211.00	400-499	150.00-185.00	171.06	185.00
				300-399	157.50-222.50	198.12	222.50

Stockers sold strong. *May 17th @ 11:00am – Spring Stocker Sale!*

LIVE CATTLE EXPORTS-ONTARIO

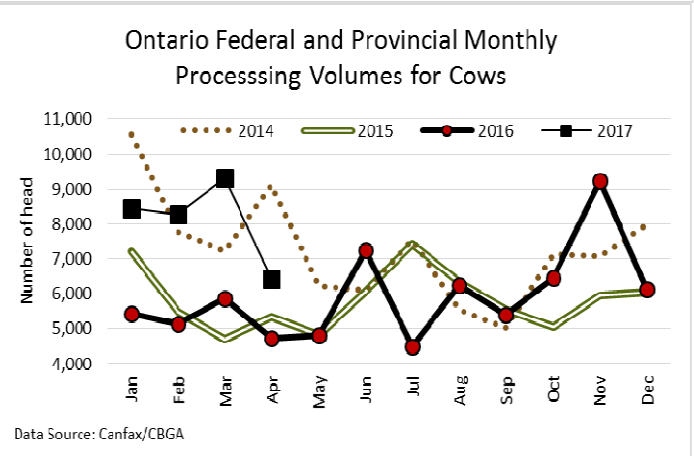
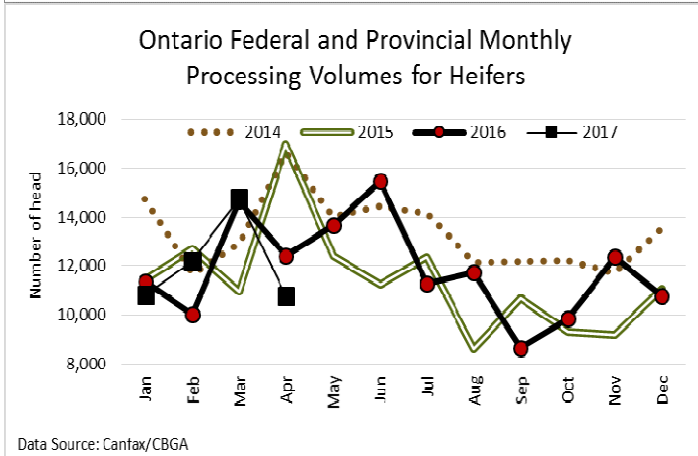
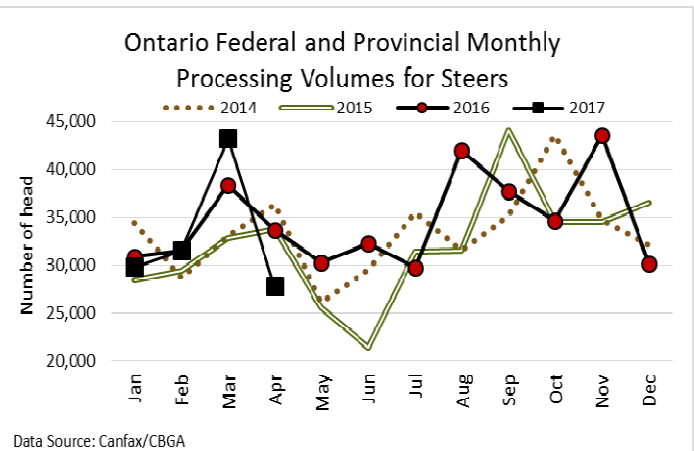
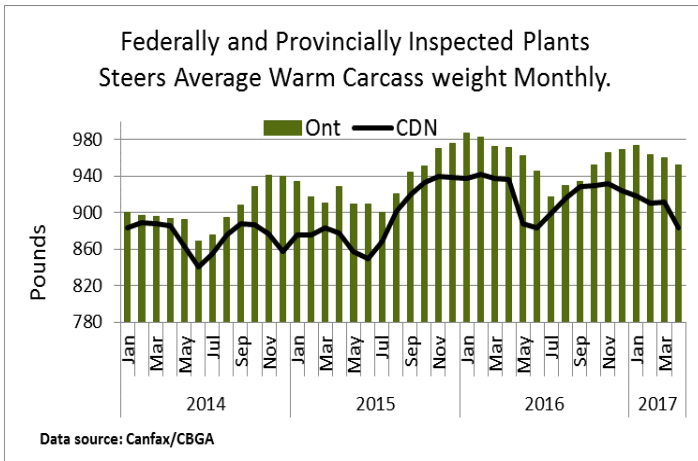
	Week ending Apr. 29, 2017	Week ending Apr. 22, 2017	Year to Date
Total live slaughter cattle exported from Ontario to the U.S.	3,271	2,347	48,734
Steers & Heifers	809	47	10,520
Cows	1,720	1,430	29,265
Bulls	742	440	8,949

USDA ESTIMATED CATTLE PROCESSING VOLUME

	Week Ending May 13, 2017	Previous Week	Year Ago
Grand Total	609,000	612,000	598,000

FEDERALLY INSPECTED CANADIAN PROCESSING

	Week Ending May 6, 2017	# of hd change from week ago	YTD	% Change (Week Ago)	% Change (Year Ago)
Grand Total	54,491	+1,432	901,221	+3%	+6%
Western Slaughter	41,918	+385	678,927	+1%	+6%
Eastern Slaughter	12,573	+1,047	222,294	+9%	+7%



AVERAGE CARCASS WEIGHTS – CANADA

	Steers	Heifers
May 6, 2017	859	789
April 29, 2017	857	808
May 7, 2016	907	745

U.S. BOXED BEEF CUT-OUT VALUES (U.S. funds)

	Choice 600-900	Select 600-900
Cutout Values (noon estimate):	249.55	225.39
Change (from yesterday's close):	+1.66	-0.12
Current Five Day Average:	244.55	224.54

U.S. TRADE (U.S. funds)

The U.S. cash cattle trade finals for last week, as reported by the USDA Mandatory Price Report, lists live steers and heifers for the week, from \$127.00-\$141.00 with steers averaging \$137.28 down \$7.32 from last week on average. Heifers averaged \$137.09 live down \$7.19. On the rail steers and heifers traded from \$210.00-225.00 dressed, averaging \$220.33 for steers down \$9.47 from last week, while heifers averaged \$220.50 down \$8.61. Today the market was quiet as new show lists were distributed. This week's offering is larger in volume overall, with northern numbers lighter and southern numbers higher. Active trade is not expected to develop before the second half of the week as asking prices are undefined.

Choice and Select Steers and Heifers:	Live	N/T	
	Rail	N/T	

CHICAGO MERCANTILE EXCHANGE

Closing quotes on futures today were as follows:

Live Cattle			Feeder Cattle			Corn			Soybeans			Canadian \$		
\$/cwt US			\$/cwt US			\$/bu US			¢/bu					
Jun	122.45	-2.72	May	142.52	-2.02	Jul	3.676	-3.2	Jul	9.652	+2.2	Spot	73.29	+0.36
Aug	118.80	-2.97	Aug	149.27	-2.55	Sep	3.754	-3.4	Aug	9.664	+1.6	May	73.29	+0.36
Oct	115.65	-2.47	Sep	149.15	-2.77	Dec	3.852	-3.4	Sep	9.626	+1.2	Jun	73.32	+0.36
Dec	116.17	-2.20	Oct	148.05	-3.07	Mar	3.946	-3.4	Nov	9.606	+1.0	Sep	73.36	+0.36
Feb	116.20	-2.00	Nov	145.80	-3.37	May	4.012	-4.0	Jan	9.682	+1.2	Dec	73.39	+0.37
Apr	114.80	-1.97	Jan	139.07	-3.30	Jul	4.066	-3.4	Mar	9.720	+1.2	Mar	73.44	+0.36

Beef Farmers of Ontario, 130 Malcolm Road, Guelph, ON N1K 1B1 Phone: (519) 824-0334 Fax: (519) 824-1930 or email: markets@ontariobeef.com