



Daily Market Information Report – Monday, February 11, 2019

The following information is collected from various sources and disseminated by Beef Farmers of Ontario.

ONTARIO DIRECT TO PACKER RAILGRADE CATTLE TRADE

Prices are on a carcass weight basis before grade and weight discounts. (Prices regardless of delivery date).

A Grade Steers	257.00-258.00
A Grade Heifers	257.00-258.00

ONTARIO LIVE CATTLE TRADE

Today at **Ontario Stockyards Inc.:** 36 veal on offer

	Price Range	Top
Good dairy breeds	85.00-95.00	105.00
Common & medium	65.00-80.00	

Well fed veal calves sold steady, with leaner types barely steady. *February 14, 2019 after regular sale- Bred Cow Sale!*

At **Kawartha Lakes Community Sale Barn, February 9, 2019** – 127 cows, 16 veal, 24 stockers, 1 bull

	Price Range	Avg.	Top
Cows	49.00-72.50	58.42	94.00
Veal 600 lbs+	89.00-117.50	96.37	117.50
Veal 125 lbs and under	Too few sold		

All classes of cattle sold on a steady market. *February 13, 2019 @ 10:00 am- Peterborough Cattlemen's/Victoria County Beef Farmers Stocker Sale with 700 head expected. Pictures of some of the cattle consigned can be viewed on their website <http://www.klcauction.ca>*

ONTARIO STOCKER & FEEDER TRADE

Stocker sale at **Brussels Livestock: February 8, 2019** – 1,069 Stockers

Steers	Price Range	Average	Top	Heifers	Price Range	Average	Top
1000+	164.00-180.25	174.07	184.50	900+	158.25-168.50	162.78	168.50
900-999	168.00-187.00	179.99	187.00	800-899	158.00-181.00	171.82	181.00
800-899	137.00-198.00	177.79	198.00	700-799	137.00-174.00	161.88	188.00
700-799	181.00-214.50	199.08	214.50	600-699	147.00-198.00	172.80	198.00
600-699	185.00-229.00	213.79	229.00	500-599	137.00-185.00	166.35	199.00
500-599	185.00-222.00	204.80	232.00	400-499	130.00-191.00	172.47	200.00
400-499	200.00-230.00	212.95	230.00	300-399	160.00-182.00	176.50	182.00
399-	185.00-240.00	212.50	240.00				

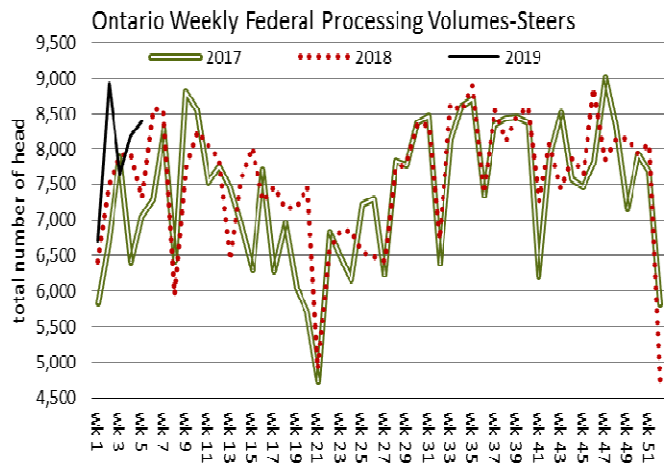
Calves sold on a strong active trade at steady prices. Yearlings sold steady on an active trade.

LIVE CATTLE EXPORTS-ONTARIO

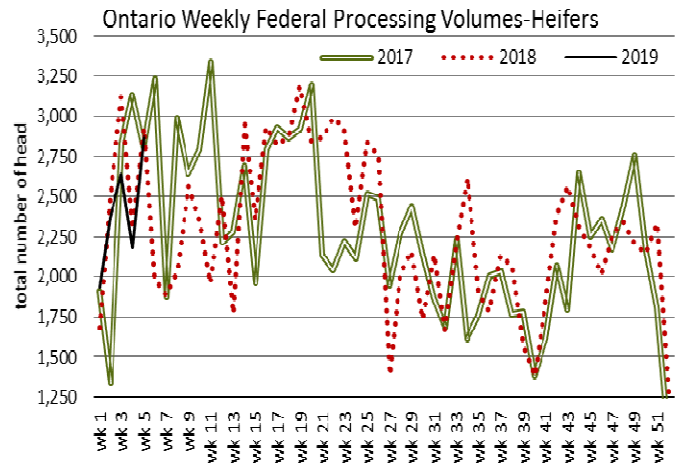
	Week ending Jan 19, 2019	Week ending Jan 12, 2019	Year to Date
Total live slaughter cattle exported from Ontario to the U.S.	3,332	2,528	7,345
Steers & Heifers & Cows	3,117	2,366	6,740
Bulls	215	182	605

FEDERALLY INSPECTED CANADIAN PROCESSING

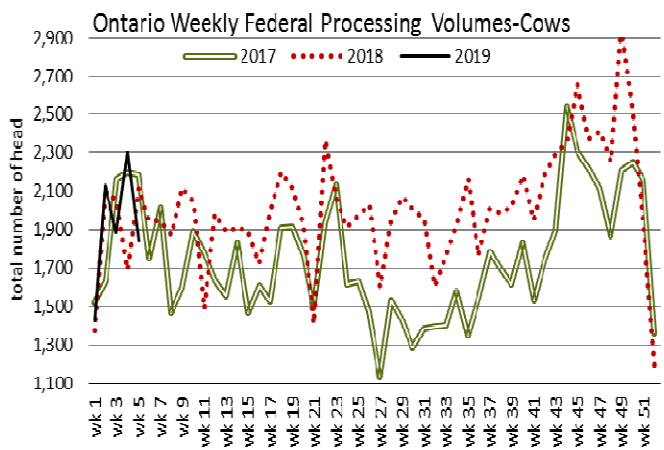
	Week Ending February 2, 2019	# of hd change from week ago	YTD	% Change (Week Ago)	% Change (Year Ago)
Grand Total	57,082	+117	273,657	0%	+8%
Western Slaughter	43,332	+139	207,909	0%	+9%
Eastern Slaughter	13,867	-22	65,748	0%	+5%



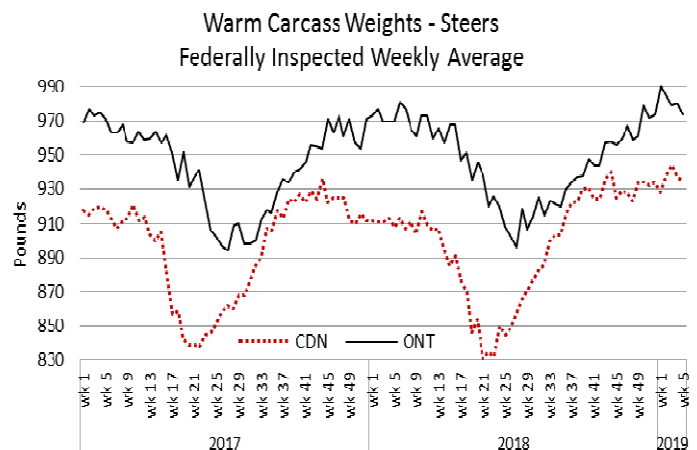
Data Source: Canfax/CBGA



Data Source: Canfax/CBGA



Data Source: Canfax/CBGA



Data Source- Canfax / CBGA

AVERAGE CARCASS WEIGHTS – CANADA

	Steers	Heifers
Feb 2, 2019	935	852
Jan 26, 2019	937	862
Feb 3, 2018	902	832

USDA ESTIMATED CATTLE PROCESSING VOLUME

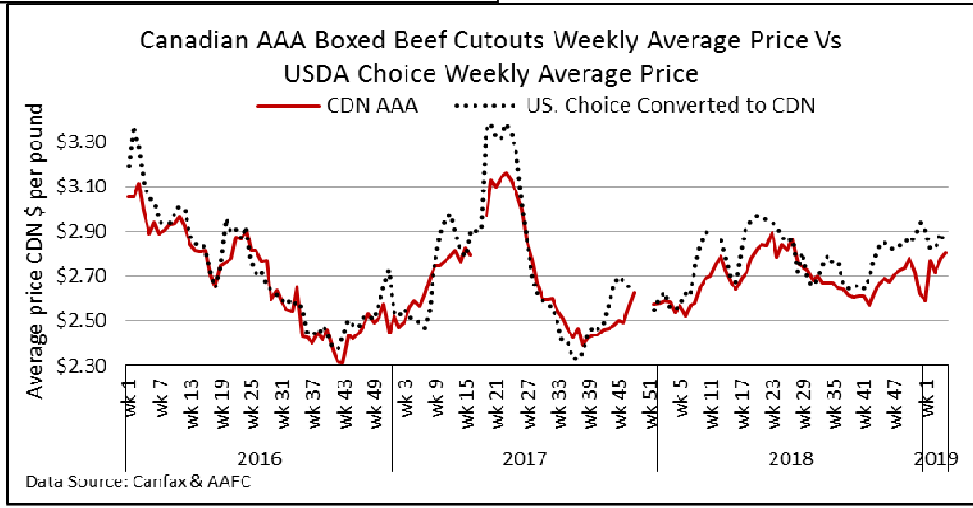
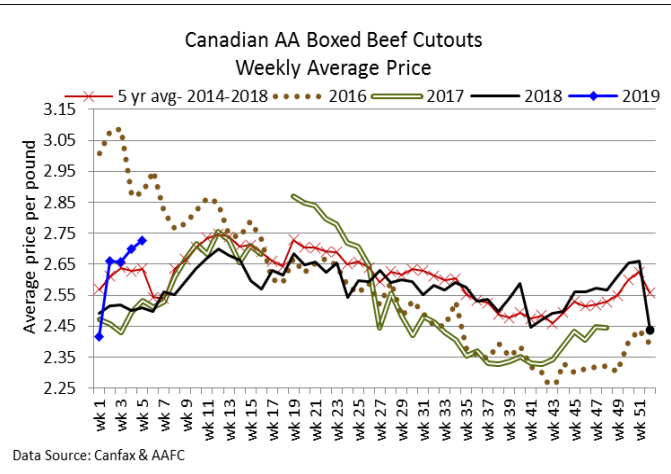
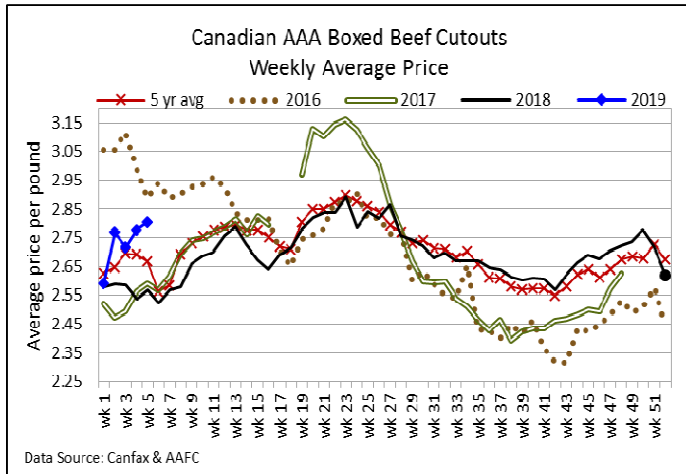
	Week Ending	Previous Week	Year Ago
	February 9, 2019		
Grand Total	614,000	593,000	589,000

CANADIAN BOXED BEEF CUT-OUT VALUES

Week Ending	AAA	AA
February 1, 2019	2.8050	2.7252
January 25, 2019	2.7778	2.7001
January 18, 2019	2.7170	2.6564

U.S. BOXED BEEF CUT-OUT VALUES (U.S. funds)

	Choice 600-900	Select 600-900
Cutout Values (noon estimate):	216.49	213.22
Change (from yesterday's close):	+1.14	+2.05
Current Five Day Average:	216.86	212.32



U.S. TRADE (U.S. funds)

The U.S. cash cattle trade last week was light to moderate Friday afternoon, but overall sales were lighter in volume than the previous week. Sales for the week, reported by the USDA Mandatory Price Report, saw live trade range from \$123.00-127.00 with steers averaging \$124.98 up \$1.11, while heifers averaged \$124.88 up \$1.05. On the rail steers and heifers sold from \$196.00-\$204.00 dressed, with steers averaging \$199.88 up \$1.54 and heifers \$199.83 up \$1.66 from the previous week on average. Today the market was very quiet as new show lists were distributed. This week's offering is smaller in volume in most feeding states, except Colorado which has more. Asking prices and bids are unestablished at this time.

Choice and Select Steers and Heifers:	Live	123.00-127.00
	Rail	196.00-204.00

CHICAGO MERCANTILE EXCHANGE

Closing quotes on futures today were as follows:

Live Cattle		Feeder Cattle		Corn		Soybeans		Canadian \$	
	\$/cwt US		\$/cwt US		\$/bu US		¢/bu		¢/bu
Feb	127.82 +0.45	Mar	144.67 +0.57	Mar	3.726 -1.4	Mar	9.050 -9.4	Spot	75.19 -0.16
Apr	128.30 +0.37	Apr	146.67 +0.77	May	3.806 -1.4	May	9.192 -9.4	Mar	75.26 -0.16
Jun	118.37 +0.27	May	147.67 +0.77	Jul	3.884 -1.4	Jul	9.330 -9.2	Jun	75.41 -0.16
Aug	114.80 +0.22	Aug	151.62 +0.72	Sep	3.920 -1.4	Aug	9.384 -9.2	Sep	75.55 -0.16
Oct	116.30 +0.27	Sep	151.75 +0.62	Dec	3.976 -1.4	Sep	9.412 -9.0	Dec	75.68 -0.16
Dec	118.85 +0.62	Oct	151.42 +0.47	Mar	4.070 -1.6	Nov	9.490 -8.0	Mar	75.79 -0.16