



## DAILY MARKET INFORMATION REPORT – MONDAY FEBRUARY 12, 2024

### ONTARIO DIRECT TO PACKER RAILGRADE CATTLE TRADE

Prices are on a carcass weight basis before grade and weight discounts:

**A Grade Steers** No new trade or bids reported for today.  
**A Grade Heifers** No new trade or bids reported for today.

Today at Ontario Stockyards Inc: **15 Veal**

	Price Range	Top
<b>Veal Calves 600 lbs+</b>	197.00-245.00	

A light run of veal sold steady with quality considered. *Every Thurs. at 11:00 am - Vaccinated & Non-Vaccinated Stocker Sales.*

At Kawartha Lakes Community Sale Barn: **February 10, 2024-126 cows, 12 bulls, 33 veal, 4 fed cattle, 49 stockers**

	Price Range	Avg.	Top
<b>Cows</b>	112.00-150.00	124.62	192.50
<b>Bulls under 1600 lbs</b>	177.50-191.00	183.22	191.00
<b>Bulls over 1600 lbs</b>	169.00-189.00	178.75	189.00
<b>Veal Calves 600 lbs plus</b>	210.00-242.50	220.21	242.50
<b>Veal Calves 125 lbs &amp; under</b>	250.00-750.00	484.82	750.00

Cows sold aggressively at stronger prices. *Feb 24th after regular sale – Bred Cow Sale! March 13th @ 10:00 am- Special Stocker Sale!*

### ONTARIO STOCKER & FEEDER TRADE

Stocker sale at Brussels Livestock: **February 9, 2024-961 Stockers**

Steers	Price Range	Average	Top	Heifers	Price Range	Average	Top
<b>1000+</b>	280.00-313.50	304.15	314.00	<b>900+</b>	262.00-308.75	283.85	308.75
<b>900-999</b>	286.00-325.00	306.18	335.00	<b>800-899</b>	263.00-306.75	281.79	306.75
<b>800-899</b>	282.00-344.00	309.68	353.00	<b>700-799</b>	274.50-302.00	284.52	308.00
<b>700-799</b>	325.00-379.00	357.64	379.00	<b>600-699</b>	300.00-330.00	314.84	349.00
<b>600-699</b>	379.50-413.00	396.88	413.00	<b>500-599</b>	276.00-355.00	317.84	365.00
<b>500-599</b>	350.00-459.00	414.33	467.00	<b>400-499</b>	305.00-424.00	381.32	424.00
<b>400-499</b>	350.00-466.00	398.11	497.00	<b>300-399</b>	220.00-317.50	268.75	317.50
<b>399-</b>	318.00-500.00	439.64	500.00				

Choice calves sold \$5.00-\$10.00 cwt higher while second cult calves sold fully steady. Yearlings sold \$5.00-\$10.00 cwt higher. *Every Friday at 10:00 am – Weekly Stocker Sales.*

### ONTARIO BRED COW SALES

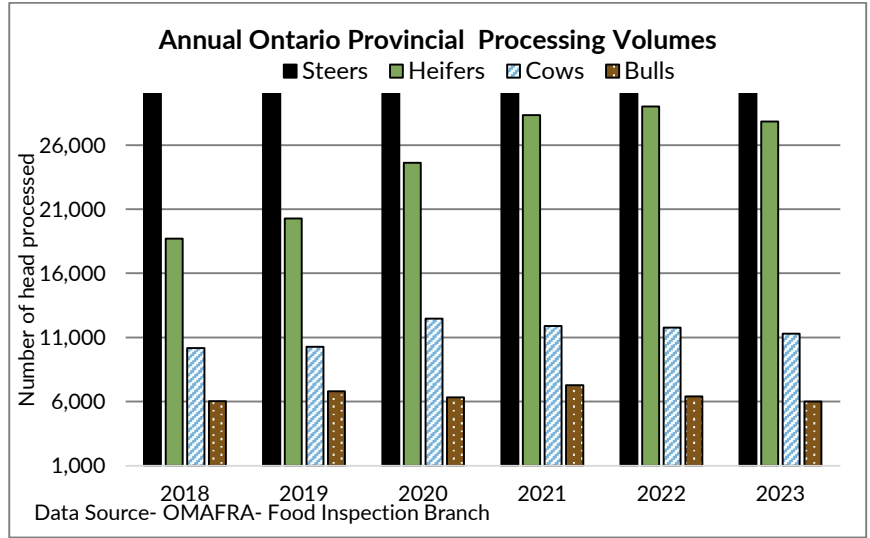
Keady Livestock Market, **Feb 9, 2024 - 147 Bred cows, 4 cow/calf pairs**

	Exotic and Exotic X	British and British X
Top quality bred cows	\$2500-\$4100	\$1800-\$2600
Avg quality bred cows	\$1600-\$2100	
Top quality bred heifers	\$3400-\$4000	

A strong offering of reputation cows and heifers sold with good buyer interest. (prices are per head and per pair)

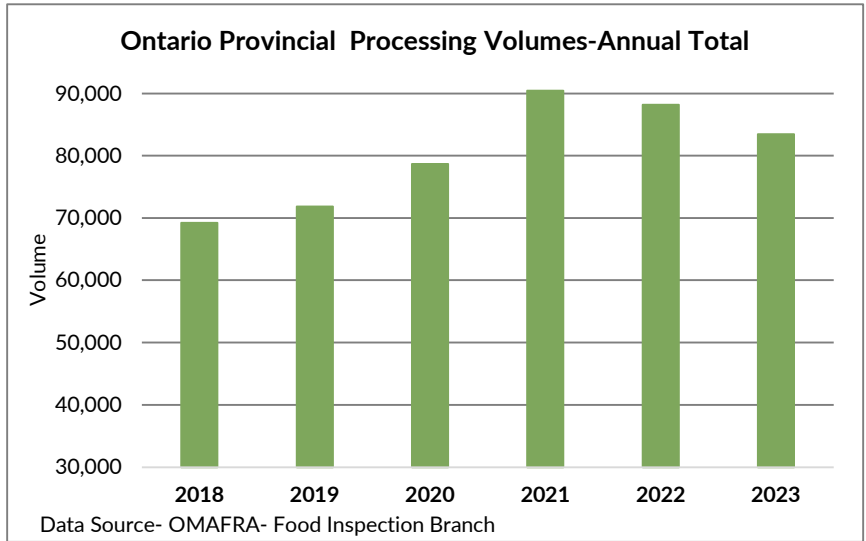
### WEEKLY LIVE CATTLE EXPORTS-ONTARIO

	Week ending Jan 27, 2024	Week ending Jan 20, 2024	Year to Date
Total live slaughter cattle exported through Ontario ports to the U.S.	2,672	2,825	10,410
Steers & Heifers & Cows	2,570	2,701	9,598
Bulls	102	124	812



**ONTARIO- FEDERALLY INSPECTED PROCESSING-Canfax/CBGA**

	Week Ending Feb 3, 2024	# of hd change from week ago	YTD	% Change (Week Ago)	% Change (Year Ago)
Grand Total	10,985	-182	53,993	-1.7%	-8%



**CANADIAN- FEDERALLY INSPECTED PROCESSING-Canfax/CBGA**

	Week Ending Feb 3, 2024	# of hd change from week ago	YTD	% Change (Week Ago)	% Change (Year Ago)
Grand Total	62,295	-7,586	309,490	-11%	-3%
Western Processing	49,554	-7,678	247,717	-13%	-2%
Eastern Processing	12,741	+92	61,773	+1%	-7%

**AVERAGE CARCASS WEIGHTS - CANADA-Canfax/CBGA**

	Steers	Heifers
Feb 3, 2024	989	851
Jan 27, 2024	979	845
Feb 4, 2023	952	840

## AVERAGE CARCASS WEIGHTS – ONTARIO-Canfax/CBGA

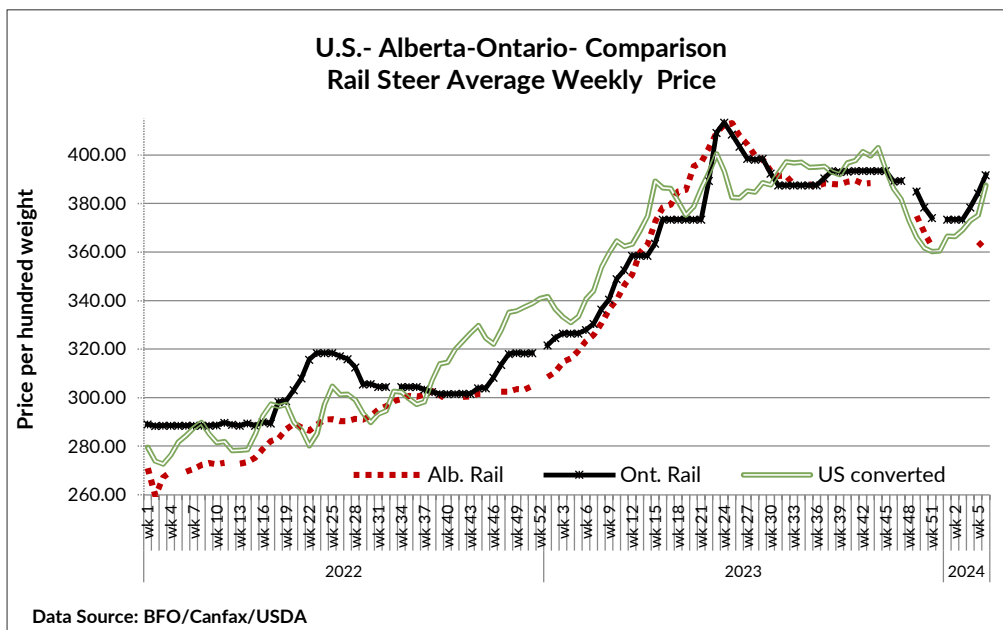
	Steers	Heifers
Feb 3, 2024	986	842
Jan 27, 2024	979	827
Feb 4, 2023	981	848

## USDA ESTIMATED CATTLE PROCESSING VOLUME

	Week Ending February 10, 2024	Previous Week	Year Ago
Grand Total	622,000	637,000	628,000

## U.S. BOXED BEEF CUT-OUT VALUES (U.S. FUNDS)

	Choice 600-900	Select 600-900
Cutout Values (noon estimate):	294.93	286.66
Change (from yesterday's close):	+0.89	+1.58
Current Five Day Average:	294.32	284.60



## U.S. TRADE (U.S. FUNDS)

**The U.S. cash cattle trade** last week did not develop until late Friday afternoon, but was well worth the wait for sellers. Business in the south was light with prices mainly \$182.00 live up \$3.00-\$4.00 cwt from the previous week's trade. In the north light live trade was reported at \$179.00-\$182.00 cwt up \$2.00-\$3.00 cwt with dressed deals sharply higher. Cattle in the north ranged from \$280.00-\$290.00 dressed, mainly \$287.00-\$289.00 with prices increasing as the day progressed, averaging around \$7.00-\$8.00 cwt higher than the week before on average. Final results posted by the USDA Mandatory Price Report saw live steers overall for the week average \$181.15 up \$3.35 cwt while heifers averaged \$180.96 up \$3.18. On the rail steers averaged \$287.37 up \$7.84 cwt while heifers averaged \$287.44 up \$7.40.

Today the market was quiet as both sides take inventory following the late week trade. Bids and asking prices are unestablished with little trade expected before the second half of the week. Agcenter.com reports: "Texas feedlots will have snowy wet conditions from a weekend weather system. Northern weights have yet to recovered from the January storms." This week's offering is reported as larger in Kansas while lower numbers are noted in all other feeding states.

<b>Choice and Select Steers and Heifers:</b>	Live	179.00-183.00
	Rail	280.00-290.00

## CHICAGO MERCANTILE EXCHANGE

Closing quotes on futures **today** were as follows:

<b>Live Cattle</b>			<b>Feeder</b>			<b>Corn</b>		
	<i>US \$ cwt</i>			<i>US \$ cwt</i>			<i>US \$/bu</i>	
<b>Feb</b>	184.25	-0.37	<b>Mar</b>	248.82	+1.67	<b>Mar</b>	4.304	+1.4
<b>Apr</b>	185.92	-0.80	<b>Apr</b>	253.17	+1.40	<b>May</b>	4.424	+1.0
<b>Jun</b>	183.52	-0.45	<b>May</b>	256.85	+1.17	<b>Jul</b>	4.522	+1.4
<b>Aug</b>	182.45	-0.27	<b>Aug</b>	270.30	+0.85	<b>Sep</b>	4.586	+1.0
<b>Oct</b>	185.37	+0.00	<b>Sep</b>	271.97	+0.67	<b>Dec</b>	4.692	+1.0
<b>Dec</b>	188.82	+0.15	<b>Oct</b>	272.82	+0.65	<b>Mar</b>	4.806	+1.2
 <b>Soybeans</b>			 <b>Soft Red Winter Wheat</b>			 <b>Canadian \$</b>		
	<i>US \$/bu</i>			<i>US \$/bu</i>				
<b>Mar</b>	11.930	+9.4	<b>Mar</b>	5.974	+0.6	<b>Spot</b>	74.32	+0.04
<b>May</b>	11.976	+7.6	<b>May</b>	5.992	+0.0	<b>Mar</b>	74.35	+0.03
<b>Jul</b>	12.074	+7.6	<b>Jul</b>	6.002	-0.6	<b>Jun</b>	74.43	+0.03
<b>Aug</b>	11.992	+7.2	<b>Sep</b>	6.082	-0.4	<b>Sep</b>	74.47	+0.03
<b>Sep</b>	11.752	+6.0	<b>Dec</b>	6.206	-0.4	<b>Dec</b>	74.50	+0.04
<b>Nov</b>	11.686	+5.0	<b>Mar</b>	6.322	-0.4	<b>Mar</b>	74.53	+0.03

Beef Farmers of Ontario | Phone: 519.824.0334 | Fax: 519.824.9101 | Email: [markets@ontariobeef.com](mailto:markets@ontariobeef.com)