



DAILY MARKET INFORMATION REPORT – MONDAY APRIL 15, 2024

ONTARIO DIRECT TO PACKER RAILGRADE CATTLE TRADE

Prices are on a carcass weight basis before grade and weight discounts:

A Grade Steers 400.00 cwt – Delivery the week of May 6th
A Grade Heifers 399.00-400.00 cwt – Delivery the week of May 6th

Today at Ontario Stockyards Inc: **35 Veal**

	Price Range	Top
Veal Calves 600 lbs+	221.00-242.00	246.00

Veal sold easier. *Every Thurs. at 11:00 am - Vaccinated & Non-Vaccinated Stocker Sales. Apr 16th @ 11:00 am- Special All Vaccinated Stocker Sale with 900 head expected!*

At Kawartha Lakes Community Sale Barn: **April 13, 2024– 143 cows, 17 bulls, 53 veal, 9 fed cattle, 36 stockers**

	Price Range	Avg.	Top
Cows	128.00-185.00	145.31	202.50
Bulls 1600 lbs & under	184.00-227.00	189.78	227.00
Bulls 1600 lbs plus	192.00-230.00	200.67	230.00
Veal Calves 600 lbs plus	200.00-225.00	207.62	225.00
Veal Calves 125 lbs & under	400.00-800.00	611.88	1000.00

Cows sold actively at higher prices. *Apr 17th @ 10:00 am- Special Stocker Sale!*

ONTARIO STOCKER & FEEDER TRADE

Stocker sale at Brussels Livestock: **April 12, 2024 – 1,728 Stockers**

Steers	Price Range	Average	Top	Heifers	Price Range	Average	Top
1000+	276.00-296.50	287.27	298.00	900+	251.00-284.00	268.96	290.00
900-999	283.00-324.00	307.83	325.00	800-899	264.00-302.00	280.07	308.00
800-899	297.00-339.00	322.90	339.00	700-799	276.00-319.00	303.29	348.00
700-799	339.00-379.50	355.19	379.50	600-699	309.00-356.00	337.16	400.00
600-699	365.00-412.00	385.86	412.00	500-599	330.00-397.00	362.00	399.00
500-599	380.00-436.00	409.12	447.00	400-499	335.00-400.00	383.90	441.00
400-499	410.00-485.00	454.07	485.00	300-399	427.00-435.00	423.33	435.00
399-	429.00-505.00	480.17	505.00	299-	275.00-315.00	300.00	315.00

Calves sold fully steady while yearlings traded \$5.00-\$10.00 cwt lower. *Every Friday at 10:00 am – Weekly Stocker Sales.*

ONTARIO BRED COW SALES

Denfield Livestock Exchange, **April 13, 2024 - 68 Bred cows, 19 cow/calf pairs**

	Exotic and Exotic X	British and British X
Top quality bred cows	\$3250-\$3750	\$3200-\$3650
Avg quality bred cows	\$2600-\$3000	\$2500-\$3200
Top quality bred heifers		\$3450-\$3750
Top quality cow/calf pairs	\$5000-\$5400	\$4000-\$4500
Avg quality cow/calf pairs	\$3800-\$4000	\$3500-\$4000

(prices are per head and per pair)

WEEKLY LIVE CATTLE EXPORTS-ONTARIO

	Week ending Mar 30, 2024	Week ending Mar 23, 2024	Year to Date
Total live slaughter cattle exported through Ontario ports to the U.S.	2,716	2,760	35,341
Steers & Heifers & Cows	2,686	2,709	33,725
Bulls	30	51	1,616

ONTARIO- FEDERALLY INSPECTED PROCESSING-Canfax/CBGA

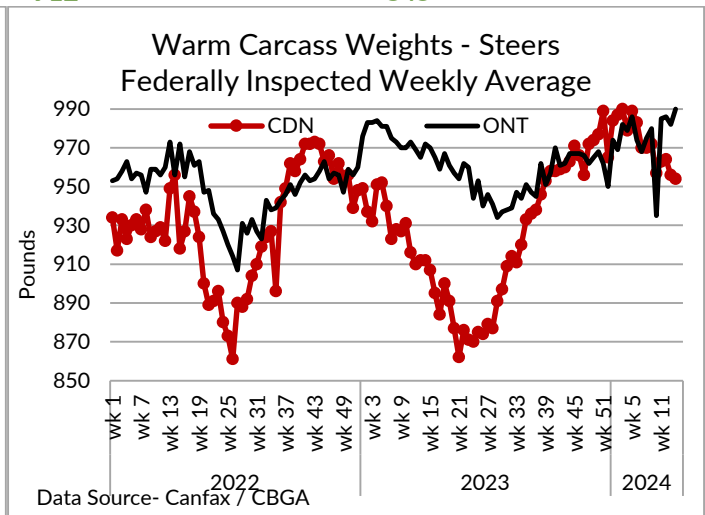
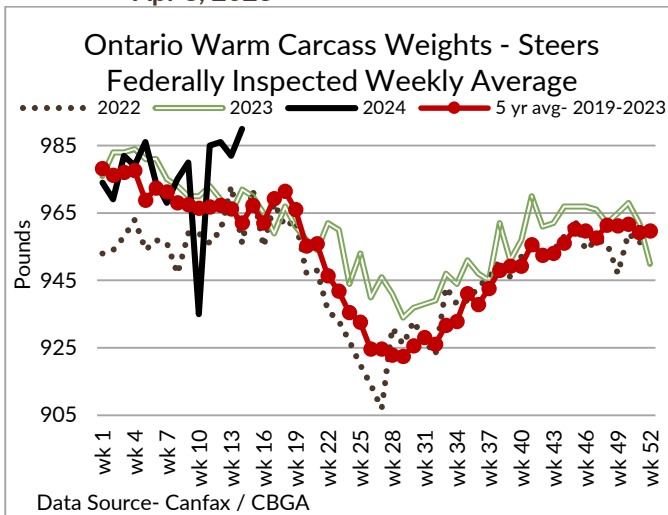
	Week Ending Apr 6, 2024	# of hd change from week ago	YTD	% Change (Week Ago)	% Change (Year Ago)
Grand Total	10,396	+1,821	142,970	+21%	-7.6%

CANADIAN- FEDERALLY INSPECTED PROCESSING-Canfax/CBGA

	Week Ending Apr 6, 2024	# of hd change from week ago	YTD	% Change (Week Ago)	% Change (Year Ago)
Grand Total	59,060	+9,611	843,455	+19%	-3%
Western Processing	47,157	+7,858	678,035	+20%	-2%
Eastern Processing	11,903	+1,753	165,420	+17%	-7%

AVERAGE CARCASS WEIGHTS - CANADA-Canfax/CBGA

	Steers	Heifers
Apr 6, 2024	954	872
Mar 30, 2024	956	864
Apr 8, 2023	912	845



AVERAGE CARCASS WEIGHTS - ONTARIO-Canfax/CBGA

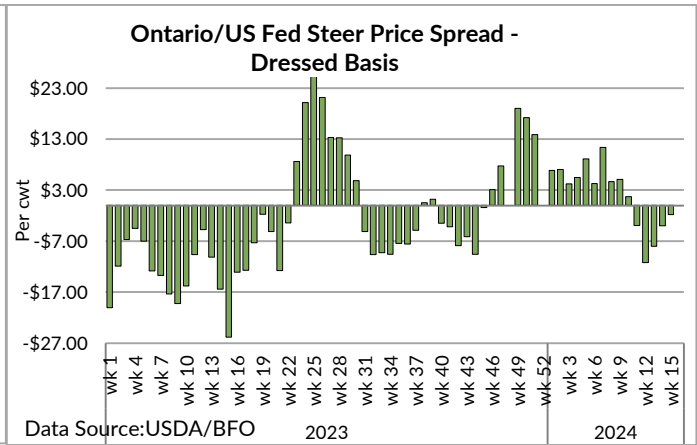
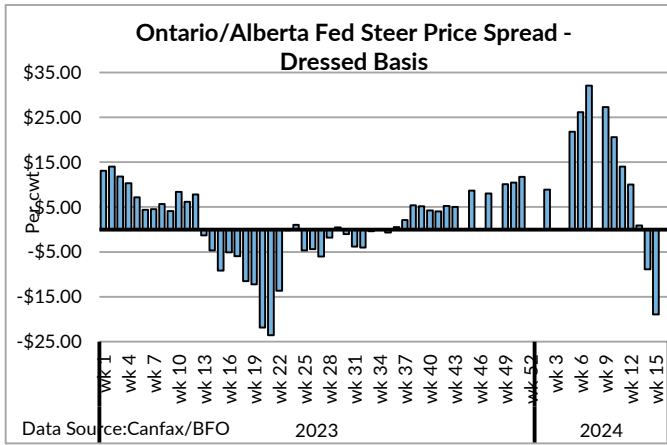
	Steers	Heifers
Apr 6, 2024	990	881
Mar 30, 2024	982	854
Apr 8, 2023	972	841

USDA ESTIMATED CATTLE PROCESSING VOLUME

	Week Ending Apr 13, 2024	Previous Week	Year Ago
Grand Total	603,000	613,000	611,000

U.S. BOXED BEEF CUT-OUT VALUES (U.S. FUNDS)

	Choice 600-900	Select 600-900
Cutout Values (noon estimate):	301.11	295.79
Change (from yesterday's close):	+0.54	+0.25
Current Five Day Average:	300.27	297.38



U.S. TRADE (U.S. FUNDS)

The U.S. cash cattle trade last week was light to moderate with sales in the south from \$181.00-\$185.00 live, mainly \$182.00 cwt down \$2.00 from the previous week on average. Business in the north ranged from \$183.00-\$189.00 live, mainly \$184.00-\$185.00 down \$2.00 from the week before with dressed deals ranging from \$288.00-\$301.00 cwt, most from \$293.00-\$294.00 down \$3.00-\$4.00. Overall average prices for the week, reported by the USDA Mandatory Price Report saw live steers average \$183.21 down \$1.89 cwt while live heifers averaged \$183.19 down \$2.13. On the rail steers averaged \$293.09 cwt down \$3.78 with heifers averaging \$293.16 dressed down \$3.37 cwt from last week's weighted average prices.

Today the market was quiet as both sides took inventory and new show lists were distributed. This week's offering is reported as larger in volume in all feeding states. Bids and asking prices are unestablished at this time and could stay that way until mid-week.

Choice and Select Steers and Heifers:

Live	181.00-189.00
Rail	288.00-301.00

CHICAGO MERCANTILE EXCHANGE

Closing quotes on futures *today* were as follows:

Live Cattle			Feeder			Corn		
	US \$ cwt			US \$ cwt			US \$/bu	
Apr	180.30	+1.40	Apr	239.55	+1.95	May	4.314	-4.0
Jun	173.82	+2.35	May	238.00	+3.80	Jul	4.442	-3.0
Aug	171.12	+2.37	Aug	249.77	+4.27	Sep	4.536	-3.0
Oct	174.00	+2.22	Sep	251.02	+4.07	Dec	4.692	-2.6
Dec	178.25	+1.97	Oct	251.67	+3.77	Mar	4.824	-2.4
Feb	181.67	+1.67	Nov	251.25	+3.47	May	4.902	-2.2

Soybeans			Soft Red Winter Wheat			Canadian \$		
	US \$/bu			US \$/bu				
May	11.582	-15.6	May	5.516	-4.2	Spot	72.51	-0.03
Jul	11.720	-14.6	Jul	5.674	-3.2	Jun	72.61	-0.00
Aug	11.714	-13.0	Sep	5.836	-2.6	Sep	72.72	-0.01
Sep	11.610	-10.6	Dec	6.072	-2.4	Dec	72.97	+0.11
Nov	11.672	-9.0	Mar	6.254	-2.4	Mar	73.22	+0.23
Jan	11.800	-8.4	May	6.360	-2.0	Jun	73.37	+0.28