



## DAILY MARKET INFORMATION REPORT – FRIDAY October 10, 2025

### ONTARIO DIRECT TO PACKER RAILGRADE CATTLE TRADE

Prices are on a carcass weight basis before grade and weight discounts for October 10, 2025:

A Grade Steers **No bids or trades reported**  
 A Grade Heifers **No bids or trades reported**

### ONTARIO LIVE CATTLE TRADE

Today at Brussels Livestock: **1,550 Head**

Steers	Price Range	Average	Top	Heifers	Price Range	Average	Top
1000+	381.00-459.00	422.03	460.00	900+	400.50-435.00	414.90	435.00
900-999	445.00-471.00	456.44	471.00	800-899	416.00-450.00	441.96	472.00
800-899	427.50-499.00	471.43	499.00	700-799	389.00-477.00	429.11	477.00
700-799	467.00-548.00	514.85	548.00	600-699	410.00-590.00	510.26	590.00
600-699	547.50-639.00	599.71	639.00	500-599	540.00-665.00	602.67	665.00
500-599	612.50-707.50	654.68	720.00	400-499	565.00-663.00	628.52	663.00
400-499	715.00-740.00	733.82	950.00	300-399	650.00-725.00	688.33	725.00
<399	800.00-980.00	847.63	980.00				

Calves sold steady. There was a good run of local Simmental, which sold full steady. At the time of reporting yearlings had not yet sold. **Oct 24<sup>th</sup>@10:00 am – Charolais Influence Sale**

Today at Keady Livestock Market: **1,222 Head**

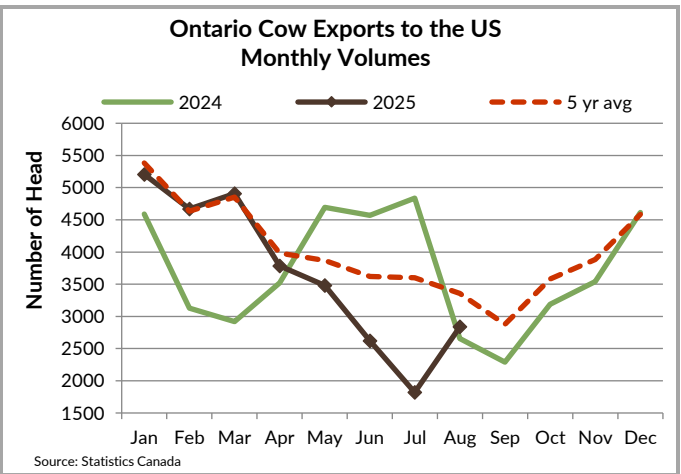
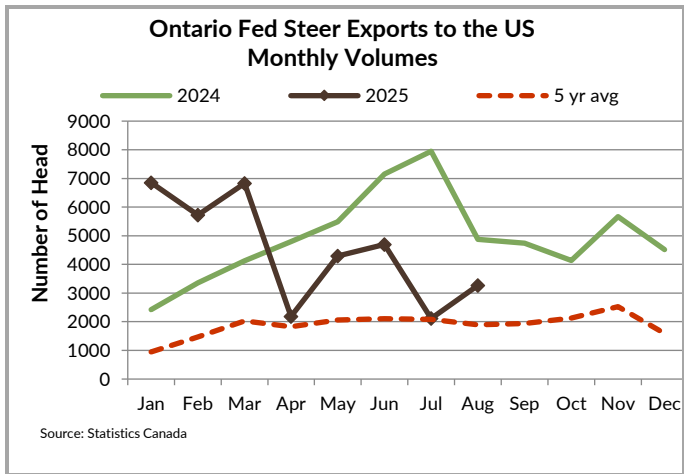
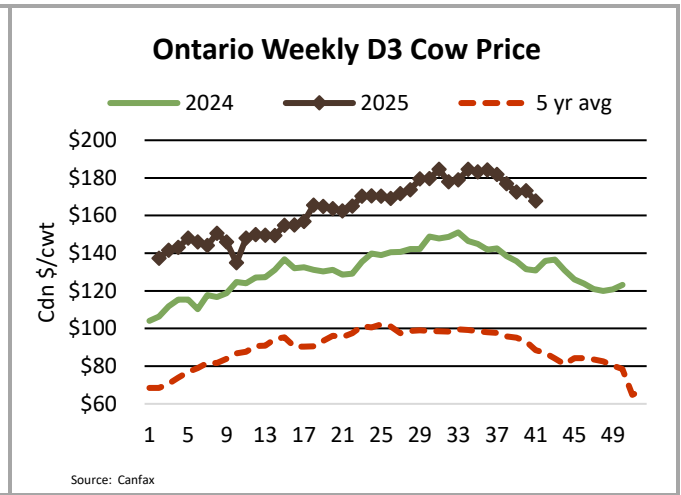
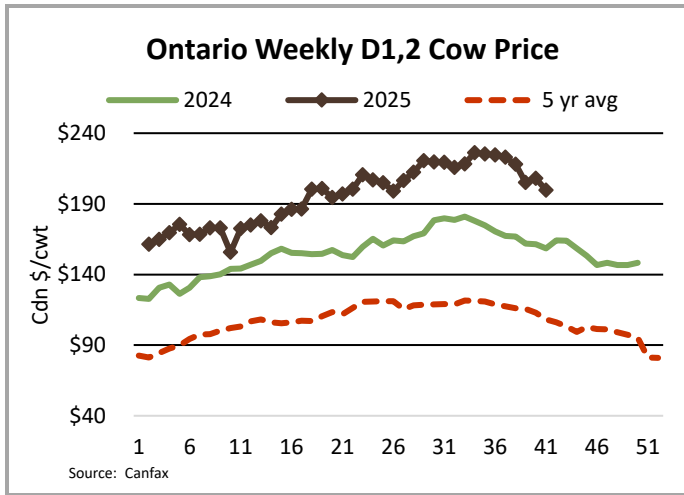
Steers	Price Range	Average	Top	Heifers	Price Range	Average	Top
1000+	429.00-469.00	444.43	476.00	900+	431.00-443.00	435.65	443.00
900-999	486.00-522.00	498.51	522.00	800-899	444.00-449.00	445.63	470.00
800-899	511.00-530.00	523.15	544.00	700-799	448.00-520.00	495.54	520.00
700-799	507.50-530.00	521.72	530.00				

A good offering of yearling cattle sold fully steady. **Oct 25<sup>th</sup>@9:00 am – Bruce Peninsula Presorted Charolais Calf Sale**

Ontario auction sales on **Thursday** saw weighted prices for:

	Volume	Price Range	Average	Top
Large & Medium Frame Fed Steers +1250 lb	78	290.00-325.00	308.15	348.00
Large & Medium Frame Fed Heifers +1000 lb	42	255.52-307.75	295.05	308.50
Fed Steers, Dairy & Dairy Cross +1250 lbs	21	237.71-274.86	253.07	285.00
Fed Heifers, Dairy & Dairy Cross +1000 lbs	39	203.23-252.92	234.54	254.00
Cows	358	159.37-185.28	175.34	249.00
Bulls under 1600 lbs	7	210.71-269.00	244.31	275.00
Bulls over 1600 lbs	22	229.73-269.86	251.90	285.00
Veal calves over 600 lb	39	346.79-393.33	384.14	404.00

To check out individual auction market results on the BFO website go to <https://www.ontariobeef.com/market-info/auction-reports/individual-auction-market-reports>



### ONTARIO STOCKER & FEEDER TRADE

Stocker sale at Ontario Livestock Exchange: **October 9, 2025 - 974 Stockers**

Steers	Price Range	Average	Top	Heifers	Price Range	Average	Top
1000+	295.00-390.00	348.57	395.00	900+	285.00-350.00	331.83	350.00
900-999	275.00-340.00	285.00	370.00	800-899	315.00-427.50	360.54	440.00
800-899	295.00-425.00	351.29	425.00	700-799	355.00-455.00	430.89	470.00
700-799	360.00-580.00	478.31	600.00	600-699	425.00-550.00	484.22	565.00
600-699	440.00-590.00	515.58	660.00	500-599	500.00-580.00	527.44	650.00
500-599	570.00-752.50	647.39	752.50	400-499	585.00-675.00	633.08	740.00
400-499	600.00-800.00	719.60	875.00	300-399	575.00-800.00	720.37	800.00
<399	690.00-925.00	809.41	1150.00	<299	775.00-1025.00	906.25	1025.00

Stockers continued to sell at very strong prices, with medium quality sold selectively at steady prices. **Nov 6<sup>th</sup>@10:30 am - Special Local Vaccinated calf sale, in conjunction with regular sale**

Stocker sale at Ontario Stockyards Inc: **October 9, 2025 - 734 Stockers**

Steers	Price Range	Average	Top	Heifers	Price Range	Average	Top
1000+	357.50-432.00	405.45	432.00	900+	310.00-417.50	386.83	417.50
900-999	390.00-435.00	422.86	465.00	800-899	410.00-450.00	436.38	450.00
800-899	400.00-517.50	463.47	517.50	700-799	365.00-452.50	420.63	482.50
700-799	460.00-565.00	515.83	565.00	600-699	447.50-530.00	497.13	530.00
600-699	492.50-605.00	547.69	605.00	500-599	450.00-591.00	529.52	591.00
500-599	580.00-682.50	633.36	682.50	400-499	480.00-657.50	578.24	720.00
400-499	595.00-800.00	704.44	800.00	300-399	500.00-740.00	642.90	830.00
<399	655.00-880.00	778.17	1120.00	<299	430.00-860.00	742.22	860.00

With quality considered, stockers sold steady. **Oct 16<sup>th</sup>@11:00 am - Special All Vaccinated Calf Sale**

## U.S. BOXED BEEF CUT-OUT VALUES (U.S. FUNDS)

	Choice 600-900	Select 600-900
Cutout Values (noon estimate):	365.57	346.39
Change (from yesterday's close):	+0.35	+2.06
Current Five Day Average:	364.59	346.36

## QUEBEC ELECTRONIC AUCTION MARKET (F.O.B. THE FEEDLOT)

	Price	Change from Last Week
For the week ending October 9, 2025	-	-

## ALBERTA DIRECT TRADE

**Alberta direct trade** this week have seen light trade develop with dressed sales ranging from \$507.00-\$508.00/cwt delivered, steady to \$8.00/cwt lower than last week. Live sales have been reported from \$305.50-\$306.00/cwt FOB feedlot, sales are positioned at the bottom end of last week's trading range. Cattle that traded were being scheduled for delivery throughout the month of November. Competition on the cash market was mixed with one major Western Canadian packer was not bidding on cattle. This week light volumes of Western Canadian fed cattle were marketed South. These cattle will be priced off the five-area average. Weighted average fed prices closed the week \$2.00-\$3.00/cwt lower.

<i>Steers</i>	Live	305.50-306.00 FOB the feedlot	Rail- del	507.00-508.00
<i>Heifers</i>	Live	305.50-306.00 FOB the feedlot	Rail- del	507.00-508.00

## U.S. TRADE (U.S. FUNDS)

**The U.S. cash cattle trade** saw very light trade was reported in Iowa and Nebraska yesterday with dressed sales at \$358.00/cwt, mostly steady with last week. Today, live sales in Nebraska were reported at \$234.00/cwt, \$4.00/cwt higher than the previous week. Dressed sales were reported at \$362.00/cwt, \$2.00/cwt higher. Business in the South continues to be quiet with live bids noted at \$235.00/cwt. Live cattle contracts have had a strong week and to a certain degree might be pricing in higher cash prices for this week.

<b>Choice and Select Steers and Heifers:</b>	Live	N/T	
	Rail	358.00-358.00	

## CHICAGO MERCANTILE EXCHANGE

Closing quotes on futures **today** were as follows:

Live Cattle			Feeder			Corn		
	US \$ cwt			US \$ cwt			US \$/bu	
Oct	238.47	+3.45	Oct	375.50	+1.47	Dec	4.130	-5.2
Dec	242.52	+2.62	Nov	375.90	+1.85	Mar	4.290	-5.0
Feb	245.40	+2.00	Jan	371.95	+2.90	May	4.380	-4.6
Apr	247.12	+1.85	Mar	368.90	+3.47	Jul	4.442	-4.2
Jun	240.80	+1.97	Apr	368.25	+3.57	Sep	4.420	-2.6
Aug	237.05	+2.27	May	366.37	+3.45	Dec	4.532	-2.2
Soybeans			Soft Red Winter Wheat			Canadian \$		
	US \$/bu			US \$/bu				
Nov	10.066	-15.4	Dec	4.984	-8.0	Spot	71.42	+0.15
Jan	10.232	-15.2	Mar	5.152	-8.6	Dec	71.65	+0.16
Mar	10.374	-14.6	May	5.272	-9.0	Mar	71.90	+0.13
May	10.522	-14.0	Jul	5.394	-8.6	Jun	72.13	+0.12
Jul	10.644	-13.4	Sep	5.536	-8.4	Sep	72.23	+0.10
Aug	10.624	-13.0	Dec	5.722	-8.2	Dec	72.48	+0.09

## **ONTARIO STOCKER & FEEDER SPECIAL FALL SALES**

Oct 15	10:00 am	Kawartha Lakes Community Sale Barn	KLC Calf & Yearling Sale
Oct 16	11:00 am	Ontario Stockyards Inc	Special All Vaccinated Calf Sale
Oct 17	12:00 pm	Temiskaming Livestock Market	Special Calf and Yearling Sale
Oct 17	7:00 pm	Maple Hill Auction Ltd	"Upin the Ante" Charolais Female Sale
Oct 18	11:00 am	Denfield Livestock Exchange	Vaccinated Calves & Yearlings
Oct 18	8:30 am	Rainy River Cattlemens - Stratton	Cows and bulls start the sale at 8:00 am.
Oct 18	10:00 am	Algoma Co-op Livestock Sales-Thessalon	Calves- Farm fresh, 60% vaccinated, sold in farmer lots
Oct 20	7:00 pm	Maple Hill Auction Ltd	Limousin Influence Calf Sale
Oct 23	11:00 am	Ontario Stockyards Inc	Special Fall Yearling Sale
Oct 24	10:00 am	Brussels Livestock	Charolais Influence Sale
Oct 24	11:00 am	Hoards Station Sale Barn	Quinte Sale-100% All Vaccinated, catalogued-Farm Fresh
Oct 24	7:00 pm	Maple Hill Auction Ltd	Speckled Park Sale
Oct 25	9:00 am	Keady Livestock Market	Bruce Peninsula Presorted Charolais Calf Sale