



# Weekly Market Information Report



**Week Ending Thursday October 15, 2009**

The following information is collected from various sources and disseminated by the Ontario Cattlemen's Association.

## ONTARIO DIRECT TO PACKER RAILGRADE CATTLE TRADE

This is a summary for the week of rail grade prices on a carcass weight basis, before grade and weight discounts.

**A grade steers**            130.00-133.00  
**A grade heifers**        129.00-132.00

## ONTARIO LIVE CATTLE TRADE

Ontario auction sales this **week** saw weighted average price ranges for

### **FED CATTLE**

|                                     | <b>Price Range</b> | <b>Average</b> | <b>Top</b> | <b>Last week Avg</b> |
|-------------------------------------|--------------------|----------------|------------|----------------------|
| Large Frame Steers +1250            | 70.35-81.46        | 76.02          | 90.00      | 78.81                |
| Medium Frame Steers +1250           | 70.19-78.58        | 74.96          | 86.00      | 78.39                |
| Large & Medium Frame Steers + 1250  | 71.59-80.62        | 76.00          | 90.00      | 78.81                |
| Large Frame Heifers + 1000          | 67.45-78.35        | 74.47          | 81.75      | 79.09                |
| Medium Frame Heifers + 1000         | 56.22-74.01        | 68.73          | 79.50      | 77.82                |
| Large & Medium Frame heifers + 1000 | 64.21-77.32        | 72.87          | 81.75      | 79.01                |
| Cows- All Weights                   | 27.64-41.73        | 34.86          | 70.00      | 36.70                |
| Bulls- All Weights                  | 42.15-53.01        | 47.41          | 67.00      | 51.54                |

### **STOCKERS-Large and Medium Frame**

| <b>STEERS</b>  | <b>Volume</b> | <b>Price Range</b> | <b>Average</b> | <b>Top</b> | <b>Last week Avg</b> |
|----------------|---------------|--------------------|----------------|------------|----------------------|
| <b>1000+</b>   | 1280          | 84.06-92.07        | 89.04          | 97.00      | 90.83                |
| <b>900-999</b> | 1981          | 92.18-99.17        | 96.11          | 101.10     | 95.39                |
| <b>800-899</b> | 728           | 88.49-98.42        | 94.73          | 107.00     | 95.03                |
| <b>700-799</b> | 429           | 83.00-99.09        | 92.30          | 105.00     | 92.99                |
| <b>600-699</b> | 626           | 82.43-102.98       | 95.52          | 114.00     | 96.14                |
| <b>500-599</b> | 744           | 88.34-112.43       | 102.08         | 128.00     | 106.61               |
| <b>400-499</b> | 455           | 90.14-119.86       | 108.36         | 130.00     | 114.56               |
| <b>-399</b>    | 238           | 85.66-126.05       | 110.02         | 150.50     | 115.00               |

| <b>HEIFERS</b> | <b>Volume</b> | <b>Price Range</b> | <b>Average</b> | <b>Top</b> | <b>Last week Avg</b> |
|----------------|---------------|--------------------|----------------|------------|----------------------|
| <b>+900</b>    | 352           | 71.06-83.67        | 78.69          | 91.75      | 82.69                |
| <b>800-899</b> | 295           | 78.08-87.80        | 85.14          | 91.75      | 89.45                |
| <b>700-799</b> | 321           | 78.22-89.53        | 85.37          | 94.25      | 85.95                |
| <b>600-699</b> | 416           | 81.53-91.92        | 86.98          | 97.00      | 86.84                |
| <b>500-599</b> | 500           | 74.88-97.91        | 88.83          | 110.00     | 91.16                |
| <b>400-499</b> | 430           | 82.81-104.09       | 94.56          | 119.00     | 100.52               |
| <b>300-399</b> | 167           | 87.43-108.85       | 100.23         | 127.00     | 102.28               |
| <b>299-</b>    | 48            | 88.16-112.06       | 100.14         | 127.00     | 102.26               |

### **At Talbotville Livestock: Saturday Oct 10, 2009**

|                                  | <b>Price Range</b> | <b>Top</b> |
|----------------------------------|--------------------|------------|
| <b>Good &amp; Choice Steers</b>  | 73.00-81.00        | 85.00      |
| <b>Good &amp; Choice Heifers</b> | 75.00-78.50        | N/T        |
| <b>Good Cows</b>                 | 37.00-44.00        | 47.50      |
| <b>Export Cows</b>               | 35.00-43.00        |            |

**At Kawartha Lakes Co-op Auction Market: Oct 10, 2009**

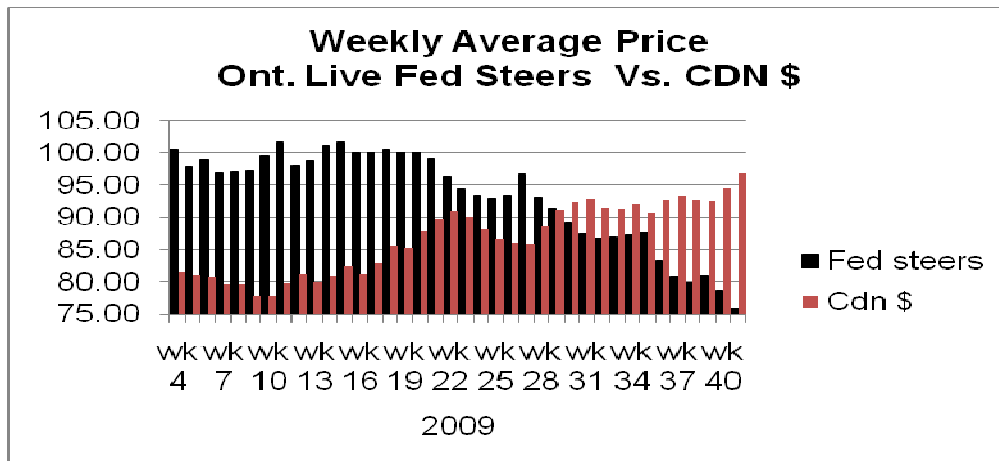
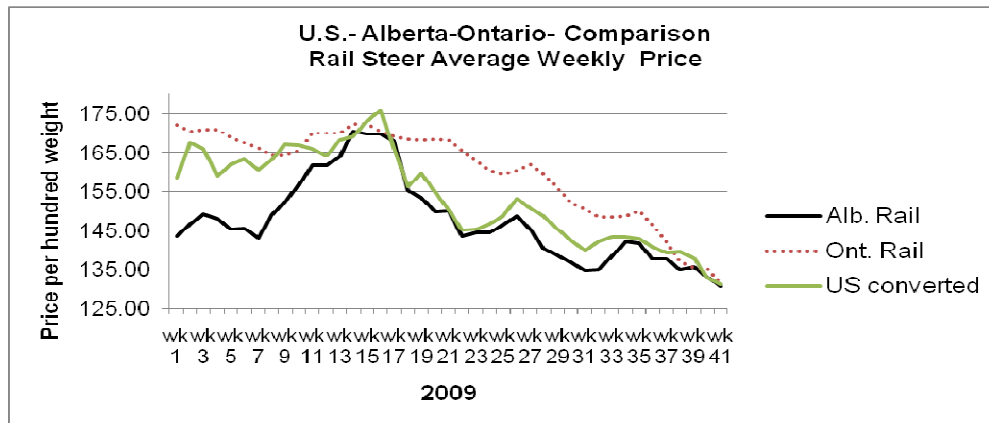
|                       | Price Range | Average | Top   |
|-----------------------|-------------|---------|-------|
| Cows                  | 22.00-43.00 | 36.20   | 53.00 |
| Bulls 1600 lbs & over | 49.00-55.00 | 52.00   | 55.00 |
| Bulls under 1600 lbs  | 43.00-59.50 | 82.62   | 59.50 |

**At Denfield Livestock Exchange Inc. – Oct 13, 2009**

|               | Price Range |                             | Price Range  |
|---------------|-------------|-----------------------------|--------------|
| Choice steers | 80.00-87.00 | Choice exotic cross heifers | 78.00-80.00  |
| Good steers   | 75.00-80.00 | Good heifers                | 75.00-78.00  |
| Plain Steers  | 70.00-75.00 | Plain heifers               | 70.00-75.00  |
| Good fed cows | 40.00-44.00 | Beef bulls                  | 40.00-50.00  |
| D1 & D2 cows  | 35.00-40.00 | Good Holstein bull calves   | 90.00-110.00 |
| D3 & D4 cows  | 30.00-35.00 | Plainer calves              | 50.00-90.00  |
| Shells        | 15.00-30.00 | Plain and New born          | 10.00-40.00  |

**At Renfrew Pontiac Livestock Ltd– Oct 13, 2009**

|                    | Price Range |              | Price Range |
|--------------------|-------------|--------------|-------------|
| Replacement calves | 40.00-70.00 | Cows D1 & D2 | 39.00-43.00 |
| Bulls              | 40.00-45.50 | Cows D3      | 30.00-35.00 |
| Cow/Calf pairs     | N/T         | Cows D4      | 20.00-31.00 |



## ONTARIO STOCKER & FEEDER TRADE

Stocker sale at: **Brussels Livestock, Oct 9, 2009 – 1,518** stockers

| <b>STEERS</b>  | Price Range   | Avg    | Top    | <b>HEIFERS</b> | Price Range  | Avg    | Top    |
|----------------|---------------|--------|--------|----------------|--------------|--------|--------|
| <b>1000+</b>   | 75.75-87.35   | 82.01  | 90.75  | <b>900+</b>    | 75.50-89.00  | 82.61  | 91.75  |
| <b>900-999</b> | 82.00-96.00   | 89.60  | 96.00  | <b>800-899</b> | 81.75-91.75  | 86.18  | 91.75  |
| <b>800-899</b> | 80.50-98.75   | 91.92  | 98.75  | <b>700-799</b> | 83.50-93.50  | 87.93  | 93.50  |
| <b>700-799</b> | 85.00-104.50  | 96.93  | 104.50 | <b>600-699</b> | 81.00-95.00  | 88.42  | 95.00  |
| <b>600-699</b> | 86.50-105.00  | 96.47  | 105.00 | <b>500-599</b> | 82.00-104.00 | 92.68  | 106.00 |
| <b>500-599</b> | 91.00-109.50  | 101.30 | 111.00 | <b>400-499</b> | 85.00-107.00 | 98.20  | 115.00 |
| <b>400-499</b> | 90.00-123.50  | 112.53 | 123.50 | <b>300-399</b> | 95.00-115.50 | 111.18 | 115.50 |
| <b>300-399</b> | 116.00-134.00 | 123.00 | 140.00 |                |              |        |        |

Stocker sale at: **MapleHill Auctions Ltd (Hanover), Oct 12, 2009 – 913** stockers

| <b>STEERS</b>  | Price Range   | Avg    | Top    | <b>HEIFERS</b> | Price Range  | Avg   | Top    |
|----------------|---------------|--------|--------|----------------|--------------|-------|--------|
| <b>1000+</b>   | 91.25         | 91.25  | 91.25  | <b>900+</b>    | 72.00-78.25  | 75.96 | 80.00  |
| <b>900-999</b> | 85.00-95.85   | 91.88  | 95.85  | <b>800-899</b> | 84.60-86.00  | 85.21 | 86.00  |
| <b>800-899</b> | 89.50-94.60   | 93.23  | 96.50  | <b>700-799</b> | 82.00-94.25  | 93.52 | 94.25  |
| <b>700-799</b> | 96.75-104.00  | 100.49 | 105.00 | <b>600-699</b> | 93.75-95.00  | 94.33 | 95.00  |
| <b>600-699</b> | 104.00-109.50 | 107.04 | 109.50 | <b>500-599</b> | 80.00-98.50  | 89.06 | 98.50  |
| <b>500-599</b> | 105.00-110.50 | 109.06 | 116.00 | <b>400-499</b> | 86.00-96.00  | 91.92 | 98.50  |
| <b>400-499</b> | 112.00-129.50 | 123.02 | 129.50 | <b>300-399</b> | 85.00-113.00 | 99.00 | 113.00 |
| <b>399-</b>    | 106.00-114.00 | 110.00 | 114.00 |                |              |       |        |

Stocker sale at: **Selby Livestock & Auction Center, Oct 12, 2009 – 71** stockers

| <b>STEERS</b>  | Price Range   | Avg    | Top    | <b>HEIFERS</b> | Price Range  | Avg   | Top    |
|----------------|---------------|--------|--------|----------------|--------------|-------|--------|
| <b>500-599</b> | 62.50-107.50  | 94.50  | 107.50 | <b>500-599</b> | 70.00-94.00  | 88.81 | 94.00  |
| <b>400-499</b> | 103.00-107.50 | 105.85 | 107.50 | <b>400-499</b> | 80.00-105.00 | 95.00 | 105.00 |
| <b>399-</b>    | 105.00-110.00 | 107.33 | 110.00 |                |              |       |        |

Stocker sale: **Temiskaming Livestock Sales – Oct 12, 2009 - 113** stockers

| <b>STEERS</b>  | Price Range  | Avg    | Top    | <b>HEIFERS</b> | Price Range   | Avg    | Top    |
|----------------|--------------|--------|--------|----------------|---------------|--------|--------|
| <b>700-799</b> | 75.50-85.50  | 79.31  | 85.50  | <b>500-599</b> | 74.00-88.00   | 81.18  | 88.00  |
| <b>500-599</b> | 75.50-107.50 | 88.25  | 107.50 | <b>400-499</b> | 79.00-92.00   | 88.00  | 92.00  |
| <b>400-499</b> | 89.50-112.50 | 106.34 | 112.50 | <b>300-399</b> | 100.00-118.00 | 109.75 | 127.00 |
| <b>399-</b>    | 90.50-116.00 | 109.31 | 116.00 | <b>299-</b>    | 82.50-118.00  | 101.42 | 118.00 |

Stocker sale at: **Vankleek Livestock Exchange, Oct 12, 2009 – 186** stockers

| <b>STEERS</b>  | Price Range  | Avg    | Top    | <b>HEIFERS</b> | Price Range  | Avg   | Top    |
|----------------|--------------|--------|--------|----------------|--------------|-------|--------|
| <b>600-699</b> | 54.00-108.00 | 82.34  | 108.00 | <b>500-599</b> | 64.00-103.00 | 85.21 | 103.00 |
| <b>500-599</b> | 88.00-120.00 | 98.62  | 120.00 | <b>400-499</b> | 79.00-109.00 | 87.79 | 109.00 |
| <b>400-499</b> | 66.00-130.00 | 100.40 | 130.00 | <b>300-399</b> | 71.00-119.00 | 90.57 | 119.00 |
| <b>399-</b>    | 71.00-130.00 | 106.92 | 134.00 | <b>299-</b>    | 85.00-120.00 | 98.25 | 120.00 |

Stocker sale: **Community Livestock Exchange (Hoards) – Oct 13, 2009**

| <b>STEERS</b>  | Price Range  | Avg    | Top    | <b>HEIFERS</b> | Price Range | Avg   | Top   |
|----------------|--------------|--------|--------|----------------|-------------|-------|-------|
| <b>700-799</b> | 65.00-94.50  | 84.53  | 94.50  | <b>600-699</b> | 72.50-85.00 | 81.45 | 85.00 |
| <b>600-699</b> | 59.00-108.00 | 96.79  | 108.00 | <b>500-599</b> | 66.00-97.00 | 86.95 | 97.00 |
| <b>500-599</b> | 78.50-118.50 | 107.29 | 118.50 | <b>400-499</b> | 57.00-93.50 | 84.15 | 93.50 |
| <b>400-499</b> | 81.00-128.00 | 110.32 | 128.00 |                |             |       |       |

Stocker sale: **Keady Livestock Market – Oct 13, 2009- 942** stockers

| <b>STEERS</b>  | Price Range   | Avg    | Top    | <b>HEIFERS</b> | Price Range  | Avg    | Top    |
|----------------|---------------|--------|--------|----------------|--------------|--------|--------|
| <b>1000+</b>   | 92.50-96.50   | 94.60  | 96.50  | <b>900+</b>    | 70.00-86.50  | 83.22  | 86.50  |
| <b>900-999</b> | 94.00-97.00   | 96.39  | 97.00  | <b>800-899</b> | 83.00-89.75  | 88.60  | 89.75  |
| <b>800-899</b> | 74.25-99.50   | 90.53  | 99.50  | <b>700-799</b> | 86.25-92.25  | 90.36  | 92.25  |
| <b>700-799</b> | 84.00-100.00  | 92.53  | 100.00 | <b>600-699</b> | 86.00-94.00  | 90.60  | 94.00  |
| <b>600-699</b> | 103.00-114.00 | 108.30 | 114.00 | <b>500-599</b> | 89.00-100.00 | 95.30  | 106.00 |
| <b>500-599</b> | 104.00-128.00 | 115.36 | 128.00 | <b>400-499</b> | 87.00-113.00 | 105.28 | 117.00 |
| <b>400-499</b> | 116.00-127.00 | 121.28 | 127.00 |                |              |        |        |

Stocker sale: **Renfrew Pontiac Livestock Ltd– Oct 13, 2009- 509** stockers.

| <b>STEERS</b>  | Price Range   | <b>HEIFERS</b> | Price Range   |
|----------------|---------------|----------------|---------------|
| <b>900-999</b> | 88.00-91.00   | <b>800-899</b> | 81.00-90.50   |
| <b>800-899</b> | 90.00-97.00   | <b>700-799</b> | 85.00-100.00  |
| <b>700-799</b> | 91.00-102.50  | <b>600-699</b> | 86.00-98.00   |
| <b>600-699</b> | 98.00-109.50  | <b>500-599</b> | 92.00-109.00  |
| <b>500-599</b> | 109.00-125.00 | <b>400-599</b> | 105.00-110.50 |
| <b>400-499</b> | 112.00-126.00 | <b>300-399</b> | 106.00-112.00 |

Stocker sale: **Ontario Livestock Exchange –Oct 14, 2009 - 462** stockers

| <b>STEERS</b>  | Price Range | Avg   | Top   | <b>HEIFERS</b> | Price Range | Avg   | Top   |
|----------------|-------------|-------|-------|----------------|-------------|-------|-------|
| <b>+1000</b>   | 82.00-88.50 | 86.13 | 93.00 | <b>900+</b>    | 76.00-81.50 | 79.70 | 81.50 |
| <b>900-999</b> | 89.50-93.25 | 92.64 | 93.25 |                |             |       |       |

Stocker Sale at: **Ontario Livestock Exchange, Oct 15, 2009 – 259** stockers

| <b>STEERS</b>  | Price Range  | Avg   | Top    | <b>HEIFERS</b> | Price Range | Avg   | Top    |
|----------------|--------------|-------|--------|----------------|-------------|-------|--------|
| <b>700-799</b> | 71.50-78.00  | 75.23 | 78.00  | <b>600-699</b> | 55.00-74.00 | 65.57 | 75.00  |
| <b>600-699</b> | 67.00-81.00  | 74.87 | 101.00 | <b>500-599</b> | 60.00-88.50 | 75.71 | 88.50  |
| <b>500-599</b> | 73.50-104.00 | 90.30 | 104.00 | <b>400-499</b> | 65.50-95.00 | 77.72 | 114.00 |
| <b>400-499</b> | 75.00-93.00  | 84.48 | 105.00 | <b>300-399</b> | 81.00-92.00 | 87.14 | 92.00  |
| <b>399-</b>    | 92.00-97.00  | 94.00 | 97.00  |                |             |       |        |

Stocker Sale at: **Ontario Stockyards Inc, Oct 15, 2009 – 845** stockers

| <b>STEERS</b>  | Price Range  | Avg    | Top    | <b>HEIFERS</b> | Price Range | Avg   | Top    |
|----------------|--------------|--------|--------|----------------|-------------|-------|--------|
| <b>1000+</b>   | 67.00-81.75  | 73.72  | 81.75  | <b>900+</b>    | 59.00-78.75 | 69.47 | 78.75  |
| <b>900-999</b> | 75.00-91.00  | 83.77  | 91.00  | <b>800-899</b> | 69.00-85.75 | 83.06 | 89.25  |
| <b>800-899</b> | 75.00-93.00  | 88.95  | 93.00  | <b>700-799</b> | 70.00-84.00 | 77.44 | 85.00  |
| <b>700-799</b> | 78.50-99.75  | 89.43  | 99.75  | <b>600-699</b> | 70.00-86.00 | 78.53 | 91.50  |
| <b>600-699</b> | 84.50-99.00  | 91.80  | 100.50 | <b>500-599</b> | 70.00-89.75 | 78.11 | 89.75  |
| <b>500-599</b> | 85.00-110.00 | 97.02  | 110.00 | <b>400-499</b> | 73.50-96.00 | 86.34 | 119.00 |
| <b>400-499</b> | 94.00-115.00 | 106.76 | 119.00 | <b>300-399</b> | 75.00-95.50 | 89.52 | 103.50 |
| <b>399-</b>    | 72.00-150.50 | 112.43 | 150.50 |                |             |       |        |

Stocker Sale at: **Ottawa Livestock Exchange, Oct 15, 2009- 134** stockers

| <b>STEERS</b>  | Price Range  | Avg   | Top    | <b>HEIFERS</b> | Price Range  | Avg   | Top    |
|----------------|--------------|-------|--------|----------------|--------------|-------|--------|
| <b>700-799</b> | 81.00-92.00  | 86.20 | 92.00  | <b>600-699</b> | 75.00-97.00  | 86.14 | 97.00  |
| <b>600-699</b> | 79.00-97.00  | 89.50 | 97.00  | <b>500-599</b> | 67.00-89.00  | 79.67 | 93.00  |
| <b>500-599</b> | 83.00-106.00 | 93.30 | 110.00 | <b>400-499</b> | 85.00-108.00 | 95.40 | 117.00 |
| <b>400-499</b> | 92.00-108.00 | 99.08 | 117.00 | <b>300-399</b> | 82.00-99.00  | 90.17 | 105.00 |
| <b>399-</b>    | 33.00-120.00 | 88.22 | 120.00 |                |              |       |        |

Stocker Sale at: **Brussels Livestock, Oct 8, 2009 – 302** stockers

| STEERS         | Price Range  | Avg    | Top    | HEIFERS        | Price Range   | Avg    | Top    |
|----------------|--------------|--------|--------|----------------|---------------|--------|--------|
| <b>400-499</b> | 89.00-115.00 | 104.05 | 124.50 | <b>500-599</b> | 94.00-110.00  | 103.71 | 110.00 |
| <b>399-</b>    | 86.50-123.00 | 112.18 | 127.00 | <b>400-499</b> | 97.00-110.00  | 103.74 | 110.00 |
|                |              |        |        | <b>300-399</b> | 88.50-110.50  | 100.85 | 120.00 |
|                |              |        |        | <b>299-</b>    | 107.00-127.00 | 120.85 | 127.00 |

**SPECIAL ONTARIO FALL STOCKER SALES**

Stocker sale at: **Keady Livestock, Oct 9, 2009 – 2,044** stockers

| STEERS         | Price Range  | Avg    | Top    | HEIFERS | Price Range | Avg | Top |
|----------------|--------------|--------|--------|---------|-------------|-----|-----|
| <b>1000+</b>   | 89.75-96.10  | 93.55  | 97.00  |         | No trade    |     |     |
| <b>900-999</b> | 96.70-101.10 | 98.36  | 101.10 |         |             |     |     |
| <b>800-899</b> | 98.10-102.35 | 100.50 | 107.00 |         |             |     |     |
| <b>700-799</b> | 75.00-94.00  | 89.56  | 94.00  |         |             |     |     |

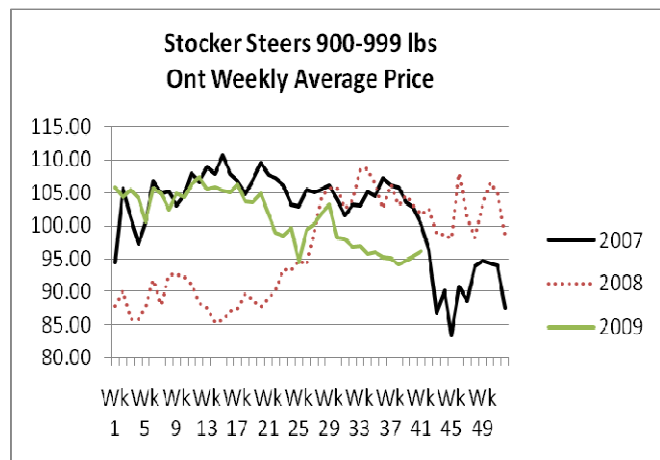
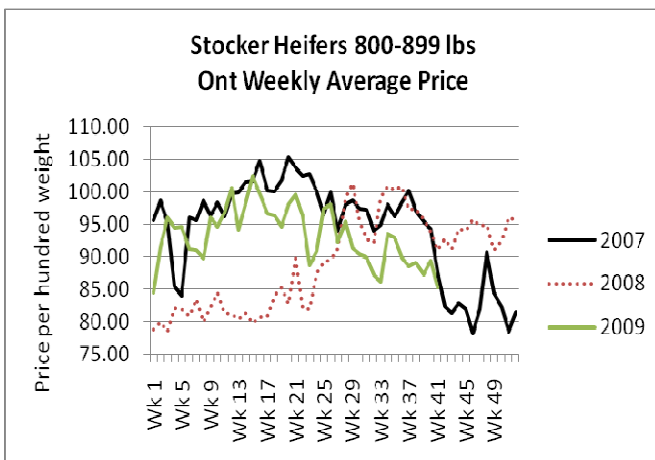
Stocker sale at: **Denfield Livestock Exchange, Oct 10, 2009- 212** stockers

| STEERS         | Price Range  | HEIFERS        | Price Range   |
|----------------|--------------|----------------|---------------|
| <b>1000+</b>   | 84.00-90.50  | <b>900+</b>    | 85.00-91.00   |
| <b>900-999</b> | 85.00-91.00  | <b>800-899</b> | 75.00-93.00   |
| <b>800-899</b> | 79.00-99.00  | <b>700-799</b> | 80.0-98.00    |
| <b>700-799</b> | 87.00-102.00 | <b>600-699</b> | 81.0-106.50   |
| <b>600-699</b> | 82.00-106.00 | <b>500-599</b> | 80.00-105.00  |
| <b>500-599</b> | 82.0-112.50  | <b>400-499</b> | 100.00-120.00 |
| <b>400-499</b> | 90.00-114.00 |                |               |

Stocker sale: **Kawartha Lakes Coop Auction Market – Oct 14, 2009 – 1,098** stockers

| STEERS         | Price Range  | Avg    | Top    | HEIFERS        | Price Range  | Avg    | Top    |
|----------------|--------------|--------|--------|----------------|--------------|--------|--------|
| <b>1000+</b>   | 73.00-95.50  | 90.11  | 95.50  | <b>900+</b>    | 81.50-86.75  | 85.55  | 86.75  |
| <b>900-999</b> | 70.50-96.25  | 92.04  | 96.25  | <b>800-899</b> | 79.00-89.00  | 86.50  | 89.00  |
| <b>800-899</b> | 80.00-97.00  | 90.25  | 97.00  | <b>700-799</b> | 80.00-90.50  | 87.05  | 90.50  |
| <b>700-799</b> | 75.00-96.50  | 88.30  | 96.50  | <b>600-699</b> | 83.50-89.50  | 86.16  | 89.50  |
| <b>600-699</b> | 77.00-103.75 | 96.42  | 103.75 | <b>500-599</b> | 68.00-95.00  | 89.92  | 95.00  |
| <b>500-599</b> | 90.00-114.50 | 105.31 | 114.50 | <b>400-499</b> | 80.00-105.00 | 93.37  | 105.00 |
| <b>400-499</b> | 90.00-129.00 | 114.05 | 129.00 | <b>300-399</b> | 89.00-105.50 | 100.88 | 105.50 |

Angus & Angus X Bred Sale. Stockers sold on a good demand at steady prices. Special Fall Stocker Sale on Mon Oct 19<sup>th</sup> at 11:00 am.



**Stocker Comparison-** this week's average price compared to the same time last year.

|                | <b>This week's<br/>Average Price</b> | <b>Year Ago<br/>Average Price</b> | <b>Change</b> |
|----------------|--------------------------------------|-----------------------------------|---------------|
| <b>Steers</b>  | <b>2009</b>                          | <b>2008</b>                       |               |
| <b>400-500</b> | 108.36                               | 111.57                            | -3.21         |
| <b>500-600</b> | 102.08                               | 109.45                            | -7.37         |
| <b>600-700</b> | 95.52                                | 98.37                             | -2.85         |
| <b>700-800</b> | 92.30                                | 98.28                             | -5.98         |
| <b>800-900</b> | 94.73                                | 101.36                            | -6.63         |
| <b>900+</b>    | 93.34                                | 100.17                            | -6.83         |
| <b>Heifers</b> |                                      |                                   |               |
| <b>300-400</b> | 100.23                               | 102.44                            | -2.21         |
| <b>400-500</b> | 94.56                                | 97.16                             | -2.60         |
| <b>500-600</b> | 88.83                                | 94.65                             | -5.82         |
| <b>600-700</b> | 86.98                                | 88.83                             | -1.85         |
| <b>700-800</b> | 85.37                                | 89.67                             | -4.30         |
| <b>800+</b>    | 81.63                                | 87.58                             | -5.95         |

**ALBERTA DIRECT TRADE**

Week Ending **Thursday Oct 15, 2009**

|                |             |                    |                  |                      |
|----------------|-------------|--------------------|------------------|----------------------|
| <b>Steers</b>  | <b>Live</b> | <b>76.10-78.00</b> | <b>Flat rail</b> | <b>130.00-131.30</b> |
| <b>Heifers</b> | <b>Live</b> | <b>76.10-77.75</b> | <b>Flat rail</b> | <b>130.00-131.30</b> |

**U.S. TRADE (U.S. funds)**

Week Ending **Thursday Oct 15, 2009**

|                                                       |             |                                            |
|-------------------------------------------------------|-------------|--------------------------------------------|
| Weekly range for choice and select steers and heifers | <b>Live</b> | <b>N/T (Today=83.00-84.00)</b>             |
|                                                       | <b>Rail</b> | <b>125.00-126.00 (Today=126.00-128.00)</b> |

**QUEBEC ELECTRONIC AUCTION MARKET (F.O.B. the feedlot)**

Week Ending **Thursday Oct 15, 2009**

|                      |              |                      |
|----------------------|--------------|----------------------|
| <b>A1, A2 Steers</b> | <b>Price</b> | <b>124.00-127.00</b> |
|----------------------|--------------|----------------------|

**CANADIAN BOXED BEEF CUT-OUT VALUES**

| <b>Week Ending</b> | <b>AAA</b> | <b>AA</b> |
|--------------------|------------|-----------|
| Sept 25, 2009      | 1.5041     | 1.4813    |
| Sept 18, 2009      | 1.5019     | 1.4924    |
| Sept 12, 2009      | 1.5322     | 1.5153    |

**U.S. BOXED BEEF CUT-OUT VALUES (U.S. funds)**

|                               | <b>Choice</b>  | <b>Select</b>  |
|-------------------------------|----------------|----------------|
|                               | <b>600-900</b> | <b>600-900</b> |
| <b>Current 5 day average:</b> | <b>134.91</b>  | <b>130.48</b>  |

**USDA ESTIMATED CATTLE KILL**

|                    | <b>Week Ending</b>  | <b>Previous Week</b> | <b>Year Ago</b> |
|--------------------|---------------------|----------------------|-----------------|
|                    | <b>Oct 17, 2009</b> |                      |                 |
| <b>Grand Total</b> | <b>629,000</b>      | <b>634,000</b>       | <b>631,000</b>  |

### AVERAGE CARCASS WEIGHTS – CANADA

|              | Steers | Heifers |
|--------------|--------|---------|
| Oct 10, 2009 | 886    | 823     |
| Oct 3, 2008  | 860    | 813     |

### FEDERALLY INSPECTED CANADIAN KILL

|                   | Week Ending<br>Oct 10, 2009 | YTD       | % of Yr. Ago |
|-------------------|-----------------------------|-----------|--------------|
| Grand Total       | 62,139                      | 2,434,696 | 99%          |
| Alberta Slaughter | 47,666                      | 1,826,791 | 106%         |
| Ontario Slaughter | 10,872                      | 421,532   | 97%          |

### PROVINCIAL SLAUGHTER

|         | Sept 2009 | Sept 2008 |
|---------|-----------|-----------|
| Steers  | 4,038     | 4,545     |
| Heifers | 2,295     | 2,274     |
| Cows    | 1,032     | 1,246     |
| Bulls   | 1,228     | 686       |

### LIVE CATTLE EXPORTS-ONTARIO

|                                                             | Week ending Sept 26, 09 | Week ending Sept 19, 09 | Year to Date |
|-------------------------------------------------------------|-------------------------|-------------------------|--------------|
| Total live slaughter cattle<br>exported from Ont to the US. | 3,501                   | 1,792                   | 94,497       |
| Steers & Heifers                                            | 2,999                   | 988                     | 77,064       |
| Cows                                                        | 468                     | 616                     | 16,421       |
| Bulls                                                       | 34                      | 188                     | 1,012        |

### LIVE CATTLE-CANADA

|               | IMPORTS<br>Jan 1 – Aug 31, 09 | EXPORTS<br>Jan 1 – Oct 3, 09       |
|---------------|-------------------------------|------------------------------------|
| Pure bred     | 974                           | Slaughter steers & heifers 393,388 |
| Non-pure bred | 35,253                        | Feeder steers & heifers 229,367    |
|               |                               | Cows & Bulls 137,782               |

### BEEF EXPORTS

|       | United States<br>Jan 1– Oct 10 | Mexico<br>Jan 1- Aug 31 |
|-------|--------------------------------|-------------------------|
| Total | 207,422 tonnes                 | 23,687 tonnes           |

### BEEF PRODUCTION

|         | Jan 1 – Oct 10, 09 | Last Year Same Time | % Change |
|---------|--------------------|---------------------|----------|
| Fed     | 736,996 tonnes     | 711,847 tonnes      | +3.5%    |
| Non-fed | 139,396 tonnes     | 175,817 tonnes      | -20.7%   |

### BEEF IMPORTS

|               | Jan 1 – Oct 3, 09 | Last Year Same Time | % Change |
|---------------|-------------------|---------------------|----------|
| United States | 92,633 tonnes     | 89,748 tonnes       | +3.2%    |
| Non-NAFTA     | 44,705 tonnes     | 24,233 tonnes       | +84.5%   |
| Total         | 138,839 tonnes    | 115,843 tonnes      | +19.9%   |

## CHICAGO MERCANTILE EXCHANGE

Closing quotes on futures today were as follows:

| <b>Live Cattle</b> |       |       | <b>Feeder Cattle</b> |       |       | <b>Corn</b> |       | <b>Soybeans</b> |            | <b>Canadian \$</b> |      |             |       |       |
|--------------------|-------|-------|----------------------|-------|-------|-------------|-------|-----------------|------------|--------------------|------|-------------|-------|-------|
| \$/cwt US          |       |       | \$/cwt US            |       |       | \$/bu US    | ¢/bu  | \$/bu US        | ¢/bu       |                    |      |             |       |       |
| <b>Oct</b>         | 84.10 | +0.30 | <b>Oct</b>           | 94.55 | +0.42 | <b>Dec</b>  | 3.720 | -1.0            | <b>Nov</b> | 9.774              | -5.4 | <b>Spot</b> | 96.35 | -0.44 |
| <b>Dec</b>         | 85.80 | +0.15 | <b>Nov</b>           | 95.12 | +0.52 | <b>Mar</b>  | 3.836 | -1.2            | <b>Jan</b> | 9.820              | -5.6 | <b>Dec</b>  | 96.35 | -0.42 |
| <b>Feb</b>         | 86.40 | +0.35 | <b>Jan</b>           | 95.95 | +0.52 | <b>May</b>  | 3.924 | -1.0            | <b>Mar</b> | 9.852              | -5.0 | <b>Mar</b>  | 96.33 | -0.41 |
| <b>Apr</b>         | 88.42 | +0.17 | <b>Mar</b>           | 97.05 | +0.67 | <b>Jul</b>  | 4.004 | -0.6            | <b>May</b> | 9.822              | -4.4 | <b>Jun</b>  | 96.29 | -0.40 |
| <b>Jun</b>         | 85.52 | +0.25 | <b>Apr</b>           | 97.95 | +0.47 | <b>Sep</b>  | 4.060 | -1.0            | <b>Jul</b> | 9.822              | -5.2 | <b>Sep</b>  | 96.20 | -0.40 |
| <b>Aug</b>         | 85.95 | +0.10 | <b>May</b>           | 98.90 | +0.35 | <b>Dec</b>  | 4.124 | -1.0            | <b>Aug</b> | 9.804              | -4.4 | <b>Dec</b>  | 96.12 | -0.39 |

Ontario Cattlemen's Association, 130 Malcolm Rd., Guelph, ON N1K 1B1 Phone: (519) 824-0334 Fax: (519) 824-1930 or email:

[mktinfo@cattle.guelph.on.ca](mailto:mktinfo@cattle.guelph.on.ca) or visit our web site at [www.cattle.guelph.on.ca](http://www.cattle.guelph.on.ca)

### Upcoming Ontario Auction Markets Special Fall Stocker Sales

|        |          |                                      |                                                                                                                      |
|--------|----------|--------------------------------------|----------------------------------------------------------------------------------------------------------------------|
| Oct 17 | 10:00 am | Thessalon Sale                       | Calves- Sponsor- Algoma Coop Livestock Sales                                                                         |
| Oct 18 | 1:00 pm  | Kawartha Lakes Coop Auction Mkt      | Purebred sale-Autumn Harvest Angus Sale                                                                              |
| Oct 19 | 10:00 am | Brussels Livestock                   | Vaccinated calf & yearling sale- sponsored by Huron County Beef Producers                                            |
| Oct 19 | 7:00 pm  | MapleHill Auction Market             | Stocker sale. (Every Monday)                                                                                         |
| Oct 19 | 11:00 am | Kawartha Lakes Coop Auction Mkt      | Stocker sale                                                                                                         |
| Oct 20 | 2:00 pm  | Ontario Stockyards Inc               | In reg. sale- CDN Angus certification program, CDN Hereford Assoc sale, Ottawa Valley & Renfrew calves and yearlings |
| Oct 20 | 2:00 pm  | Renfrew Pontiac Livestock            | Stocker Sale                                                                                                         |
| Oct 22 | 10:00 am | Warton-Grey Bruce Livestock Coop     | Calf sale- mostly vaccinated.                                                                                        |
| Oct 23 | 11:00 am | Community Livestock Exchange(Hoards) | Calves/yearlings-100% vacc & catalogued                                                                              |
| Oct 23 | 12:00 pm | Temiskaming Livestock Sales          | Bred Cow sale                                                                                                        |
| Oct 24 | 9:00 am  | Keady Livestock Market               | Bruce Peninsula Charolais Assoc. Sale-members only. Mainly Char, age verified, vacc & presorted                      |
| Oct 24 | 9:30 am  | Stratton- Rainy River Cattlemens     | Stockers and cows. Breeding stock sale, age verified, presorted and vaccinated                                       |
| Oct 24 | 10:00 am | Ottawa Livestock Exchange            | Stockers and yearlings                                                                                               |
| Oct 24 | 11:00 am | Denfield Livestock Exchange Inc      | Yearlings and calves                                                                                                 |
| Oct 25 | 1:00 pm  | Kawartha Lakes Coop Auction Mkt      | Purebred sale:Fall Roundup Hereford Sale                                                                             |
| Oct 26 | 1:00 pm  | Selby Livestock & Auction Center     | Stockers- Vaccinated and non-vaccinated                                                                              |
| Oct 27 | 9:00 am  | Keady Livestock Market               | Georgian Bay Premium Charolais Calf Assoc Members only-mainly char, age verified, vacc and presorted calves          |
| Oct 27 | 11:00 am | Ontario Stockyards Inc               | Yearlings                                                                                                            |
| Oct 28 | 11:00 am | Kawartha Lakes Coop Auction Mkt      | Stockers, vacc & non-vaccinated                                                                                      |
| Oct 28 | 7:00 pm  | Talbotville Livestock                | Bred Cows and stocker sale                                                                                           |
| Oct 28 | 7:00 pm  | Vankleek Hill Livestock Exchange     | Stocker Sale                                                                                                         |
| Oct 29 | 10:00 am | Keady Livestock Market               | Bluewater Angus Calf Assoc. Sale, members only                                                                       |
| Oct 30 | 1:00 pm  | Brussels Livestock                   | Mainly Angus, age verified, vacc & presorted calves                                                                  |
| Oct 30 | 1:00 pm  | Listowel Livestock                   | Hereford Influence sale in regular sale at 1 pm                                                                      |
| Oct 30 | 7:00 pm  | Cargill Auction Market               | Local vaccinated calf sale                                                                                           |
| Oct 31 | 9:00 am  | Keady Livestock Market               | Local calf sale                                                                                                      |
| Oct 31 | 10:30 am | Ottawa Livestock Exchange            | Central Calf Assoc. Sale-members only, all breeds                                                                    |
| Oct 31 | 11:00 am | Denfield Livestock Exchange          | Age verified, vaccinated, sell in owner lots                                                                         |
|        |          |                                      | Bred Cow sale                                                                                                        |
|        |          |                                      | Local Calf Sale                                                                                                      |



### **Comments for the week ending Oct 15, 2009**

The fed cattle market continued to trend downward with some pressure from the loonie which climbed from 95.04 last Thursday to 96.67 on the 15<sup>th</sup>. There were only 663 fed cattle sold through auction markets down 564 from last week and 200 less than last year at this time. Steers ranged from \$71.59-80.62 with an average price of \$76.00 down \$2.81 from last week and \$11.78 lower than last year at this time. Heifers were under considerably more pressure with prices from \$64.21-\$77.32 averaging \$72.87 down \$6.14 from last week and \$12.76 lower than year ago prices. Auction markets reported trade as under pressure with prices from \$1.00-\$3.00 lower.

The slaughter cow market also saw declining prices this week. There were 2,142 slaughter cows sold through auction markets down 80 from last week and 124 less than the same time last year. Slaughter cows ranged from \$27.64-\$41.73 with an average price of \$34.86 down \$1.84 from last week and \$11.94 lower than year ago prices. Auction markets reported that prices continued to trend lower with averages \$1.00-\$3.00 easier than last week.

There were 9,010 replacements sold through auction markets down 19.7% from last week and 19% less than last year at this time. Auction markets reported good quality, fancy lightweight cattle as trading actively at steady prices with all others under pressure. Good quality grass type and short keep cattle were reported as steady with second cut, heavier and fleshier cattle under pressure.

Ontario railgrade prices reported for this week averaged \$3.75 lower than last week with steers trading from \$130.00-\$133.00 and heifers \$129.00-\$132.00 dressed.

Alberta's fed cattle market also continued to trend lower. Steers traded from \$76.10-\$78.00 live and \$130.00-\$131.30 flat rail. Heifers traded from \$76.10-\$77.75 live and \$130.00-\$131.30 flat rail. This week's prices were \$1.14-\$2.00 lower on the live cattle and \$1.86-\$2.27 lower on the rail .

U.S. cash cattle trade saw some light trade on Thursday afternoon in Nebraska with prices steady to \$1.00 higher at \$125.00-\$126.00 dressed. Today, business was active with prices \$1.00-\$2.00 higher. The south saw prices from \$83.00-\$84.00 live while northern trade was reported from \$126.00-\$128.00 dressed. Asking prices on the remaining showlists are at \$85.00 live and \$128.00 dressed.