



Weekly Market Information Report



Week Ending Thursday November 12, 2009

The following information is collected from various sources and disseminated by the Ontario Cattlemen's Association.

ONTARIO DIRECT TO PACKER RAILGRADE CATTLE TRADE

This is a summary for the week of rail grade prices on a carcass weight basis, before grade and weight discounts.

A grade steers 136.00-138.00
A grade heifers 135.00-137.00

ONTARIO LIVE CATTLE TRADE

Ontario auction sales this **week** saw weighted average price ranges for

FED CATTLE

	Price Range	Average	Top	Last week Avg
Large Frame Steers +1250	75.25-82.14	78.81	97.50	80.75
Medium Frame Steers +1250	77.16-82.26	80.05	90.25	81.12
Large & Medium Frame Steers + 1250	75.71-82.18	79.28	97.50	80.90
Large Frame Heifers + 1000	72.85-85.75	78.99	95.50	80.79
Medium Frame Heifers + 1000	61.36-82.20	74.16	86.00	80.90
Large & Medium Frame heifers + 1000	68.73-84.29	78.23	95.50	80.60
Cows- All Weights	29.10-43.32	35.97	69.50	35.04
Bulls- All Weights	42.05-53.35	48.04	74.00	48.72

STOCKERS-Large and Medium Frame

STEERS	Volume	Price Range	Average	Top	Last week Avg
1000+	438	81.36-92.55	88.49	102.50	89.58
900-999	537	88.51-96.53	93.76	99.25	93.12
800-899	382	82.13-96.36	91.18	100.00	91.40
700-799	687	91.56-103.07	98.59	111.25	98.92
600-699	1059	94.93-111.50	104.69	137.00	104.21
500-599	958	96.65-118.64	108.68	135.00	109.26
400-499	632	106.89-126.90	117.19	146.00	115.89
-399	265	95.60-127.85	114.24	141.00	111.34

HEIFERS	Volume	Price Range	Average	Top	Last week Avg
+900	477	77.55-86.27	83.28	91.25	83.46
800-899	320	78.17-87.87	84.83	92.50	85.14
700-799	324	77.86-90.08	85.43	100.00	84.83
600-699	615	82.32-98.94	92.38	108.00	92.23
500-599	912	83.96-105.74	97.15	118.00	97.66
400-499	580	91.96-113.04	103.09	125.00	106.57
300-399	229	92.32-116.40	105.76	135.50	106.64
299-	48	74.83-104.79	92.95	123.00	104.91

At Talbotville Livestock: Saturday Nov 7, 2009

	Price Range	Top
Good & Choice Steers	80.00-84.00	91.50
Good & Choice Heifers	79.00-84.00	87.50
Good Cows	30.50-38.00	41.50
Export Cows	35.00-42.50	
Good heavy bulls	40.00-46.50	

At Kawartha Lakes Co-op Auction Market: Nov 7, 2009

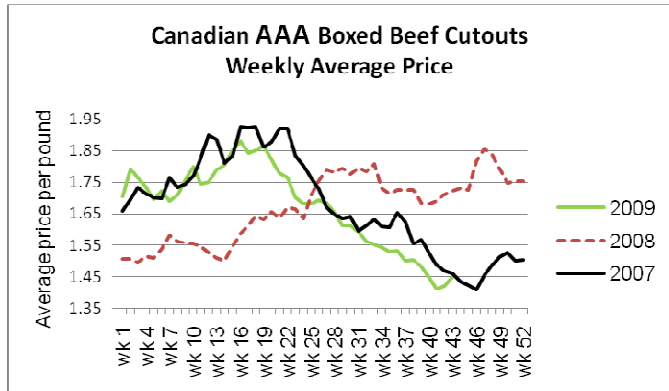
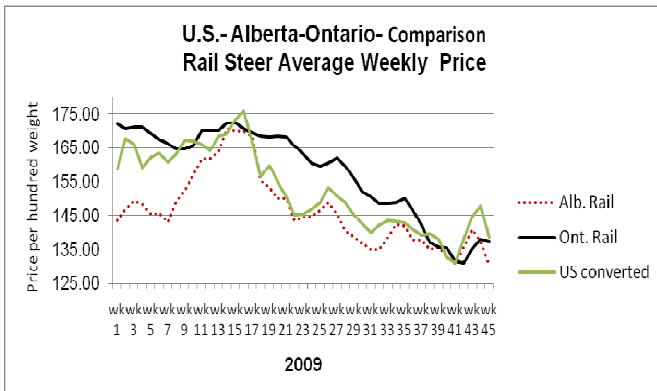
	Price Range	Average	Top
Cows	24.00-47.00	34.20	48.00
Bulls all weights	44.00-46.90	45.40	47.50

At Denfield Livestock Exchange Inc. – Nov 10, 2009

	Price Range		Price Range
Choice steers	80.00-82.00 top 84.00	Choice heifers	80.00-82.00
Good steers	78.00-80.00	Good heifers	78.00-80.00
Plain Steers	74.00-78.00	Plain heifers	74.00-78.00
Good fed cows	34.00-39.00	Beef bulls	40.00-60.00 to 74.00
D1 & D2 cows	30.00-34.00	Holstein bulls	30.00-40.00
D3 & D4 cows	20.00-30.00	Good calves	80.00-110.00
Shells	10.00-20.00	Second cut calves	40.00-80.00
Veal calves	75.00-85.00 top 94.50	Newborn bull calves & others	10.00-40.00

At Renfrew Pontiac Livestock Ltd– Nov 10, 2009

	Price Range		Price Range
Replacement calves	20.00-72.00	Cows D1 & D2	39.00-45.00
Bulls	48.00-51.00	Cows D3	30.00-38.50
Cow/Calf pairs		Cows D4	25.00-31.00



ONTARIO STOCKER & FEEDER TRADE

Stocker sale at: **Brussels Livestock, Nov 6, 2009 – 1,792 stockers**

STEERS	Price Range	Avg	Top	HEIFERS	Price Range	Avg	Top
1000+	83.00-92.75	88.47	92.75	900+	83.00-87.25	85.17	87.50
900-999	89.00-96.75	93.37	96.75	800-899	83.00-91.00	86.41	92.50
800-899	86.00-100.00	93.10	100.00	700-799	80.00-93.00	87.18	93.00
700-799	90.00-102.00	97.76	102.00	600-699	82.50-97.00	89.40	97.00
600-699	89.50-105.50	98.59	137.00	500-599	82.50-102.50	92.90	102.50
500-599	93.00-110.75	102.96	115.00	400-499	93.75-108.00	98.21	108.75
400-499	105.00-120.50	111.76	146.00	300-399	102.00-126.00	112.82	126.00
300-399	112.0-126.00	117.84	126.00	299-	107.00-115.00	112.33	115.00

Stocker sale at: **Kawartha Lakes Coop Auction Mkt, Nov 7, 2009 – 67 stockers**

STEERS	Price Range	Avg	Top	HEIFERS	Price Range	Avg	Top
600-699	87.00-100.50	94.10	100.50	600-699	82.00-92.00	87.40	92.00
500-599	84.00-105.00	93.92	105.00	500-599	86.50-102.00	95.76	102.00

Stocker sale at: **Temiskaming Livestock Sales, Nov 9, 2009 – 144 stockers**

STEERS	Price Range	Avg	Top	HEIFERS	Price Range	Avg	Top
600-699	85.00-100.00	96.00	100.00	400-499	89.25-103.00	95.97	103.00
500-599	89.00-102.00	96.13	102.00	300-399	89.50-105.00	100.27	105.00
400-499	96.00-115.00	107.38	115.00				
399-	86.00-125.00	110.59	125.00				

Stocker sale at: **Vankleek Hill Livestock Exchange, Nov 9, 2009 – 134 stockers**

STEERS	Price Range	Avg	Top	HEIFERS	Price Range	Avg	Top
600-699	78.00-115.00	95.79	115.00	600-699	79.00-105.00	91.98	105.00
500-599	89.00-110.00	97.43	115.00	500-599	78.00-96.00	87.40	96.00
400-499	105.00-115.00	108.01	115.00	400-499	82.00-106.00	88.56	106.00
399-	80.00-114.00	94.76	114.00	300-399	83.00-113.00	95.00	113.00

Stocker sale: **Community Livestock Exchange (Hoards), Nov 10, 2009- 148 stockers**

STEERS	Price Range	Avg	Top	HEIFERS	Price Range	Avg	Top
700-799	75.00-90.00	85.93	90.00	700-799	53.00-90.00	79.11	90.00
600-699	58.50-103.00	90.86	103.00	600-699	60.00-93.00	84.23	93.00
500-599	74.50-116.00	94.50	116.00	500-599	73.00-98.50	87.85	98.50

Stocker sale: **Renfrew Pontiac Livestock Ltd– Nov 10, 2009- 200 stockers.**

STEERS	Price Range	HEIFERS	Price Range
800-899	92.00-97.50	700-799	85.00-90.00
700-799	95.00-103.00	600-699	92.00-101.00
600-699	100.00-110.50	500-599	98.00-109.00
500-599	109.00-119.50	400-599	110.00-116.00
400-499	114.00-120.00	300-399	112.00-119.00
		299-	115.00-121.00

Stocker sale at: **Keady Livestock Market, Nov 10, 2009- 931 stockers**

STEERS	Price Range	Avg	Top	HEIFERS	Price Range	Avg	Top
900-999	93.75-99.00	97.27	99.00	900+	81.00-91.25	89.20	91.25
800-899	78.00-96.50	93.04	97.00	800-899	88.25-88.25		
700-799	92.00-100.50	97.29	103.50	700-799	84.00-90.25	89.49	90.25
600-699	94.50-112.00	105.10	112.00	600-699	74.00-95.00	85.53	98.50
500-599	101.00-130.00	115.90	130.00	500-599	85.00-104.50	94.51	105.00
400-499	118.00-129.00	124.64	134.00	400-499	98.00-117.00	108.15	119.00
399-	123.00-131.00	127.45	134.00	300-399	85.00-125.00	108.00	125.00

Please note that the Don Ceaser Fall Classic Bred Heifer Sale scheduled for Nov 21st has been postponed until further notice.

Stocker sale: **Ontario Livestock Exchange –Nov 11, 2009 – 599 stockers**

STEERS	Price Range	Avg	Top	HEIFERS	Price Range	Avg	Top
+1000	85.25-95.75	92.50	102.50	900+	78.50-83.50	81.67	83.50
900-999	94.25-99.25	97.29	99.25	800-899	46.00-87.00	83.26	87.00
800-899	94.25-100.00	97.69	100.00	500-599	82.50-95.00	89.14	95.00
700-799	92.50-96.25	95.15	96.25				
600-699	97.00-101.50	100.21	101.50				
500-599	98.00-111.00	103.48	111.00				
400-499	86.50-120.00	100.17	120.00				

Stocker Sale at: **Ontario Livestock Exchange, Nov 12, 2009 – 183** stockers

STEERS	Price Range	Avg	Top	HEIFERS	Price Range	Avg	Top
900-999	58.0-83.50	74.88	83.50	800-899	75.50-80.00	77.90	80.00
700-799	67.00-84.50	76.96	86.50	700-799	66.00-80.00	71.06	80.00
500-599	79.0-98.00	89.08	98.00	500-599	53.00-84.00	74.26	84.00
400-499	78.00-98.00	88.23	106.00	400-499	66.00-86.00	76.91	87.00

Stocker Sale at: **Ontario Stockyards Inc, Nov 12, 2009 – 1,354** stockers

STEERS	Price Range	Avg	Top	HEIFERS	Price Range	Avg	Top
1000+	74.00-84.25	81.22	86.00	900+	56.00-84.50	77.34	84.50
900-999	77.25-92.50	88.39	92.50	800-899	77.00-87.25	83.64	87.25
800-899	79.00-93.75	87.96	95.25	700-799	79.50-88.00	84.20	88.00
700-799	87.50-102.75	96.91	105.50	600-699	72.00-88.50	83.00	102.00
600-699	98.00-113.50	106.25	115.50	500-599	80.00-100.50	91.00	111.00
500-599	96.00-116.00	105.96	125.50	400-499	79.00-105.00	92.37	111.75
400-499	108.50-128.00	115.80	135.50	300-399	75.50-118.50	95.37	124.00
399-	111.00-138.00	125.43	138.00	299-	99.00-115.00	106.53	115.00

Stocker Sale at: **Ottawa Livestock Exchange, Nov 12, 2009- 275** stockers

STEERS	Price Range	Avg	Top	HEIFERS	Price Range	Avg	Top
600-699	89.00-107.00	99.56	108.00	600-699	77.00-97.00	88.58	97.00
500-599	91.00-119.00	106.65	119.00	500-599	90.00-105.00	95.92	105.00
400-499	90.00-126.00	106.25	126.00	400-499	93.00-108.00	101.71	115.00
399-	58.00-119.00	93.11	132.00	300-399	95.00-114.00	105.69	114.00

Stocker Sale at: **Brussels Livestock, Nov 12, 2009 – 173** stockers

STEERS	Price Range	Avg	Top	HEIFERS	Price Range	Avg	Top
400-499	100.00-117.00	110.19	118.50	400-499	98.00-115.00	103.65	115.00
399-	79.00-124.00	105.28	132.00	300-399	107.00-116.00	113.23	125.00

SPECIAL ONTARIO FALL STOCKER SALES

Stocker sale at: **Cargill Auction Market, Nov 6, 2009 – 300** local calves

STEERS	Price Range	Top	HEIFERS	Price Range	Top
700-799	93.00-110.50		700-799	88.00-100.00	
600-699	98.00-115.75		600-699	97.00-103.00	
500-599	113.00-117.75	123.00	500-599	90.00-113.25	
400-499	99.00-136.50		400-499	121.00-130.00	
399-	134.00-167.00		300-399	95.00-130.00	151.00

Local calf sale- Cattle sold on a very active trade.

Stocker sale at: **Keady Livestock Market, Nov 6, 2009 – 972** calves

STEERS	Price Range	Avg	Top	HEIFERS	Price Range	Avg	Top
700-799	106.25-111.25	109.74	111.25	600-699	95.50-105.25	102.57	105.25
600-699	108.00-118.00	114.01	118.00	500-599	88.00-113.00	104.12	116.00
500-599	106.50-120.00	113.60	123.00	400-499	100.00-121.00	113.06	123.00
400-499	117.50-133.50	126.56	135.00	300-399	95.00-115.00	108.21	123.00
399-	111.00-140.00	131.58	140.00	299-	103.00	103.00	103.00

Local Calf sale, vaccinated and non vaccinated selling in owner lots. Calves sold on a steady market.

Stocker Sale at: **Brussels Livestock, Nov 9, 2009**: 478 stockers

STEERS	Price Range	Avg	Top	HEIFERS	Price Range	Avg	Top
800-899	86.00-92.00	90.00	92.00	600-699	93.50-101.00	95.52	102.00
700-799	99.50-103.000	101.12	103.00	500-599	97.00-111.00	105.98	111.00
600-699	98.00-109.50	105.19	111.00	400-499	103.00-123.00	111.29	125.00
500-599	106.00-119.00	112.46	122.00	300-399	112.00-127.00	121.68	135.00
400-499	111.00-130.00	118.20	130.00				
399-	122.00-141.00	132.15	141.00				

Special vaccinated calf and yearling sale sponsored by the Huron County Beef Producers. Good quality calves sold on a strong active trade.

Stocker sale at: **Ontario Stockyards Inc, Nov 10, 2009**- 650 stockers

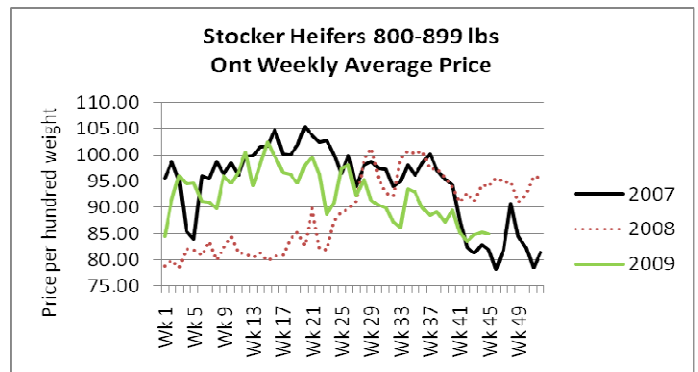
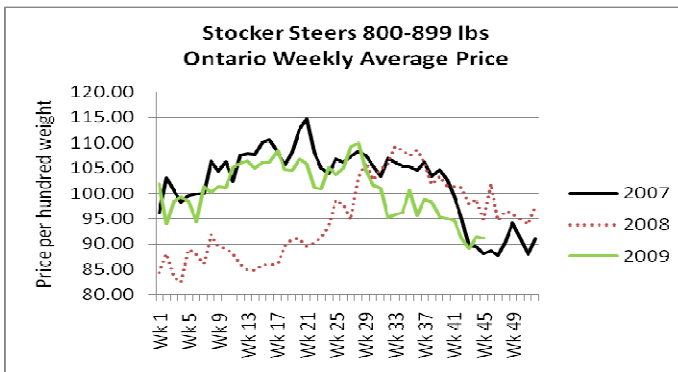
STEERS	Price Range	Avg	Top	HEIFERS	Price Range	Avg	Top
900-999	80.50-91.00	87.79	91.00	900+	74.0-80.00	76.97	80.00
800-899	87.00-95.00	92.55	95.00	800-899	72.00-78.00	74.35	87.00
700-799	99.50-109.00	104.53	109.00	700-799	84.00-97.50	92.85	97.50
600-699	104.50-113.25	108.96	113.25	600-699	100.50-107.25	104.60	108.00
500-599	115.00-129.00	122.42	135.00	500-599	97.00-114.50	108.32	118.00
400-499	117.00-136.00	126.97	136.00	400-499	103.00-123.00	117.64	123.00
399-	125.00-135.50	129.57	135.50	300-399	104.00-117.00	110.39	135.50

Simcoe & Dufferin Counties & Leeds & Greenville Counties special stocker sale. A good quality offering of replacements sold actively at fully steady prices.

Stocker sale: **Kawartha Lakes Coop Auction Market –Nov 11, 2009 – 541** stockers

STEERS	Price Range	Avg	Top	HEIFERS	Price Range	Avg	Top
1000+	71.00-89.50	82.75	89.50	800-899	73.50-85.50	83.68	85.50
900-999	74.00-92.50	88.41	92.50	700-799	61.00-89.25	81.91	89.25
800-899	69.00-96.00	91.57	96.00	600-699	60.00-100.50	87.24	100.50
700-799	71.00-102.50	88.85	102.50	500-599	61.00-109.00	100.04	109.00
600-699	75.00-117.50	101.16	117.50	400-499	80.00-117.00	105.95	117.00
500-599	78.00-128.50	112.96	128.50	300-399	65.00-126.00	101.25	126.00
400-499	106.00-131.00	124.83	131.00				
399-	90.00-125.00	116.00	125.00				

Stockers sold actively at fully steady prices. Wed Nov 18th @ 11am- 600 vacc calves consigned plus 250 yearlings.



ONTARIO BRED COW SALES

Brussels Livestock, Nov 7, 2009- 88 Bred cows

	Exotic and Exotic X	British and British X
Top quality bred cows	N/T	\$700-\$800
Avg quality bred cows	N/T	\$500-\$700

Bred cows traded at steady prices.

ALBERTA DIRECT TRADE

Week Ending [Thursday Nov 12, 2009](#)

Steers	Live	76.50-79.03	Flat rail	128.00-130.85
Heifers	Live	76.85-78.35	Flat rail	130.85

U.S. TRADE (U.S. funds)

Week Ending [Thursday Nov 12, 2009](#)

Weekly range for choice and select steers and heifers	Live	83.00-85.00
	Rail	130.00-132.00

QUEBEC ELECTRONIC AUCTION MARKET (F.O.B. the feedlot)

Week Ending [Thursday Nov 12, 2009](#)

	Price	
A1, A2 Steers	132.00-133.00	

CANADIAN BOXED BEEF CUT-OUT VALUES

Week Ending	AAA	AA
Oct 30, 2009	1.4473	1.4438
Oct 23, 2009	1.4199	1.4153
Oct 16, 2009	1.4118	1.4177

U.S. BOXED BEEF CUT-OUT VALUES (U.S. funds)

	Choice	Select
	600-900	600-900
Current 5 day average:	140.21	134.54

USDA ESTIMATED CATTLE KILL

	Week Ending	Previous Week	Year Ago
	Nov 14, 2009		
Grand Total	625,000	629,000	620,000

AVERAGE CARCASS WEIGHTS – CANADA

	Steers	Heifers
Nov 7, 2009	886	824
Nov 1, 2008	855	809

FEDERALLY INSPECTED CANADIAN KILL

	Week Ending	YTD	% of Yr. Ago
	Nov 7, 2009		
Grand Total	63,826	2,672,818	99%
Alberta Slaughter	48,573	2,005,616	106%
Ontario Slaughter	11,409	465,833	97%

LIVE CATTLE EXPORTS-ONTARIO

	Week ending Oct 24, 09	Week ending Oct 17, 09	Year to Date
Total live slaughter cattle exported from Ont to the US.	2,981	2,928	107,150
Steers & Heifers	2,250	2,149	86,548
Cows	716	758	19,412
Bulls	15	21	1,190

LIVE CATTLE-CANADA

IMPORTS

Jan 1 – Aug 31, 09

Pure bred	974
Non-pure bred	35,253

EXPORTS

Jan 1 – Oct 24, 09

Slaughter steers & heifers	425,748
Feeder steers & heifers	238,743
Cows & Bulls	151,956

BEEF EXPORTS

United States

Jan 1– Nov 7

225,992 tonnes

Mexico

Jan 1- Aug 31

23,687 tonnes

Total

BEEF PRODUCTION

Jan 1 – Nov 7, 09

Last Year Same Time

% Change

Fed	807,705 tonnes	781,117 tonnes	+3.4%
Non-fed	156,770 tonnes	194,957 tonnes	-19.6%

BEEF IMPORTS

Jan 1 – Oct 31, 09

Last Year Same Time

% Change

United States	101,631 tonnes	98,091 tonnes	+3.6%
Non-NAFTA	46,856 tonnes	25,931 tonnes	+80.7%
Total	150,127 tonnes	125,856 tonnes	+19.3%

CHICAGO MERCANTILE EXCHANGE

Closing quotes on futures today were as follows:

Live Cattle			Feeder Cattle			Corn		Soybeans		Canadian \$				
\$/cwt US			\$/cwt US			\$/bu US	¢/bu	\$/bu US	¢/bu					
Dec	83.32	+0.47	Nov	93.15	+0.20	Dec	3.904	+0.0	Nov	9.840	+1.6	Spot	95.10	+0.28
Feb	85.15	+0.32	Jan	92.57	+0.07	Mar	4.056	+0.0	Jan	9.870	-3.0	Dec	95.08	+0.28
Apr	87.70	+0.07	Mar	93.60	+0.12	May	4.156	+0.2	Mar	9.922	-3.4	Mar	95.08	+0.28
Jun	84.72	+0.15	Apr	94.55	+0.22	Jul	4.236	+0.0	May	9.956	-3.0	Jun	95.05	+0.28
Aug	85.12	+0.22	May	95.50	-0.10	Sep	4.302	-0.6	Jul	10.022	-1.4	Sep	95.00	+0.28
Oct	88.00	+0.15	Aug	97.20	-0.30	Dec	4.370	-1.6	Aug	10.030	-1.2	Dec	94.94	+0.27

Ontario Cattlemen's Association, 130 Malcolm Rd., Guelph, ON N1K 1B1 Phone: (519) 824-0334 Fax: (519) 824-1930 or email:

mkinfo@cattle.guelph.on.ca or visit our web site at www.cattle.guelph.on.ca

Upcoming Ontario Auction Markets Special Fall Stocker Sales

Nov 14	10:00 am	Ottawa Livestock Exchange	Stocker and yearlings
Nov 14	11:00 am	Denfield Livestock Exchange	Yearlings, calves and Bred Cows
Nov 15	1:00 pm	Kawartha Lakes Coop Auction Mkt	Central Invitational Simmental Sale
Nov 16	1:00 pm	Selby Livestock & Auction Center	Stocker, vaccinated and non vaccinated
Nov 16	7:00 pm	Maple Hill Auction Market	Stocker sale
Nov 17	11:00 am	Ontario Stockyards Inc	All Vaccinated Sale
Nov 18	11:00 am	Kawartha Lakes Coop Auction Mkt	Peterborough/Victoria County Cattlemen's Sale all vaccinated- large producer & comingled groups
Nov 20	9:00 am	Keady Livestock Market	Catalogued Local Calf Sale featuring Maine-Anjou Assoc influenced calves and other vacc & non-vacc local calves
Nov 21	Postponed until further notice: Keady Livestock Market Don Ceaser Fall Classic Bred Heifer Sale		
Nov 23	10:00 am	Brussels Livestock	Vaccinated calf & yearling sale sponsored by Huron County Beef Producers
Nov 24	11:00 am	Ontario Stockyards Inc	Yearling Sale
Nov 25	6:00 pm	Kawartha Lakes Coop Auction Mkt	Evening Bred Cow Sale
Nov 25	7:00 pm	Vankleek Hill Livestock Exchange	Stocker Sale
Nov 27	5:00 pm	Keady Livestock Market	Bred Cow & Heifer sale
Nov 28	1:00 pm	Maple Hill Auction Market	Bred Cow sale

Comments for the week ending November 12, 2009

The rising CDN dollar put downward pressure on the fed cattle market this week. There were 1,270 fed cattle sold through auction markets down 178 from last week and 173 more than last year at this time. Steers traded from \$75.71-\$82.18 averaging \$79.28 down \$1.62 from last week and \$18.79 lower than last year at this time. Heifers sold from \$68.73-\$84.29 with an average price of \$78.23 down \$2.37 from last week and \$19.51 lower than year ago prices. Auction markets reported steady prices at the beginning of the week with prices declining as the week progressed. By the mid week to the end of the week, sales were reported up to \$2.00 lower with trade under pressure.

The slaughter cow markets saw a slightly stronger week of trade. There were 2,513 slaughter cows sold through auction markets down 152 from last week and 581 less than the same time last year. Slaughter cows traded from \$29.10-\$43.32 averaging \$35.97 up \$0.93 from last week but \$9.84 lower than year ago prices. Auction markets reported a good demand with active trading and prices from steady to stronger.

The replacement cattle market saw very little change this week. There were 8,463 replacements sold through auction markets which is fully steady to last week and 8% more than last year at this time. Auction markets reported active trading with a good demand and prices holding steady to fully steady. Heifers 400-500 lbs saw some pressure with the average price \$3.48 lower than last week. All other actual average prices for the week were \$0.88 lower to \$1.30 higher.

Ontario railgrade prices reported for this week averaged \$0.75 lower than last week. Steers traded from \$136.00-\$138.00 while heifers were reported from \$135.00-\$137.00.

Alberta's fed cattle market also felt pressure from the rising loonie this week as live cattle averaged \$3.00 lower while flat rail prices averaged \$6.00 lower. Steers traded from \$76.50-\$79.03 live and \$128.00-130.85 flat rail. Heifers sold from \$76.85-\$78.35 live and \$130.85 flat rail.

U.S. cash cattle trade was active on Wednesday and Thursday with northern trade \$3.00 lower at \$130.00-\$132.00 dressed and southern business \$2.00-\$3.00 lower at \$83.00-\$85.00 live.