

Week Ending Thursday November 19, 2009

The following information is collected from various sources and disseminated by the Ontario Cattlemen's Association.

ONTARIO DIRECT TO PACKER RAILGRADE CATTLE TRADE

This is a summary for the week of rail grade prices on a carcass weight basis, before grade and weight discounts.

A grade steers 133.00-138.00
A grade heifers 132.00-137.00

ONTARIO LIVE CATTLE TRADE

Ontario auction sales this **week** saw weighted average price ranges for

FED CATTLE

	Price Range	Average	Top	Last week Avg
Large Frame Steers +1250	75.12-84.23	79.12	94.00	78.81
Medium Frame Steers +1250	76.77-82.32	79.98	95.00	80.05
Large & Medium Frame Steers + 1250	75.10-83.21	79.48	95.00	79.28
Large Frame Heifers + 1000	74.34-82.32	78.51	88.75	78.99
Medium Frame Heifers + 1000	72.52-80.99	77.27	89.50	74.16
Large & Medium Frame heifers + 1000	73.84-82.42	78.14	89.50	78.23
Cows- All Weights	29.09-43.20	35.79	65.00	35.97
Bulls- All Weights	41.15-56.35	49.08	80.00	48.04

STOCKERS-Large and Medium Frame

STEERS	Volume	Price Range	Average	Top	Last week Avg
1000+	954	86.24-94.85	90.72	99.75	88.49
900-999	1073	91.54-99.78	96.09	105.85	93.76
800-899	786	88.95-99.33	95.18	105.00	91.18
700-799	884	88.21-103.47	97.59	113.00	98.59
600-699	1235	89.73-109.01	100.45	121.00	104.69
500-599	1167	90.17-118.70	106.27	130.50	108.68
400-499	667	98.01-122.11	111.62	135.00	117.19
-399	281	89.10-122.45	108.54	141.00	114.24

HEIFERS	Volume	Price Range	Average	Top	Last week Avg
+900	477	76.31-87.42	83.15	95.25	83.28
800-899	473	83.39-92.22	88.94	97.00	84.83
700-799	476	80.41-91.38	86.69	101.50	85.43
600-699	755	76.13-96.35	88.14	107.50	92.38
500-599	1035	83.53-102.97	94.20	114.00	97.15
400-499	662	87.35-109.22	99.04	127.00	103.09
300-399	206	91.55-111.10	102.55	126.00	105.76
299-	43	76.47-105.28	93.73	127.00	92.95

At Talbotville Livestock: Saturday Nov 14, 2009

	Price Range	Top
Good & Choice Steers	76.00-86.00	No fancies
Good & Choice Heifers	76.00-82.00	No fancies
Good Cows	36.00-42.00	48.00
Export Cows	35.00-44.00	
Good heavy bulls	40.00-46.00	

At Kawartha Lakes Co-op Auction Market: Nov 14, 2009

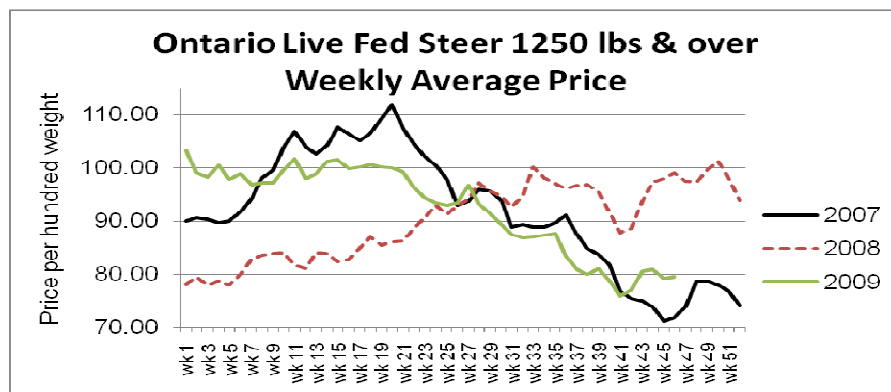
	Price Range	Average	Top
Cows	22.50-45.00	34.05	64.00
Bulls all weights	44.50-50.60	48.27	53.00

At Denfield Livestock Exchange Inc. – Nov 17, 2009

	Price Range		Price Range
Choice steers	77.00-80.00 top 82.00	Choice heifers	77.00-80.00 top 83.50
Good steers	74.00-77.00	Good heifers	74.00-77.00
Good fed cows	34.00-38.00	Beef bulls	43.00-47.00
D1 & D2 cows	30.00-34.00	Feedlot bulls	Up to 71.75
D3 & D4 cows	20.00-30.00	Good calves	\$90.00-135.00
Shells	10.00-20.00	Second cut calves	\$50.00-90.00
		Newborn bull calves & others	\$10.00-50.00

At Renfrew Pontiac Livestock Ltd– Nov 17, 2009

	Price Range		Price Range
Replacement calves	N/A	Cows D1 & D2	39.00-45.50 top 50.00
Bulls	48.00-55.00 top 62.00	Cows D3	30.00-38.50
Cow/Calf pairs	N/T	Cows D4	24.00-32.00



ONTARIO STOCKER & FEEDER TRADE

Stocker sale at: **Brussels Livestock, Nov 13, 2009 – 1,544 stockers**

STEERS	Price Range	Avg	Top	HEIFERS	Price Range	Avg	Top
1000+	74.00-90.00	82.42	92.50	900+	79.50-89.50	85.67	94.00
900-999	83.75-92.75	88.56	92.75	800-899	80.75-92.75	87.49	93.00
800-899	86.50-97.00	93.18	97.00	700-799	82.00-89.00	85.36	89.50
700-799	88.50-101.75	96.06	101.75	600-699	75.50-93.50	86.30	96.00
600-699	90.00-104.75	99.82	108.50	500-599	83.00-101.00	94.54	107.00
500-599	94.50-114.50	104.60	115.50	400-499	91.00-105.00	97.44	108.00
400-499	99.50-116.50	110.94	125.00	300-399	95.00-115.00	107.09	115.00
300-399	104.00-131.00	119.24	131.00	299-	87.00-111.00	97.60	111.00

Stocker sale at: **Kawartha Lakes Coop Auction Mkt, Nov 7, 2009 – 152 stockers**

STEERS	Price Range	Avg	Top	HEIFERS	Price Range	Avg	Top
700-799	76.00-95.50	88.94	95.50	600-699	66.00-91.00	82.53	91.00
600-699	70.00-102.50	86.46	102.50	500-599	56.00-96.00	82.17	96.00
500-599	70.00-115.50	102.00	115.50				
400-499	76.00-118.00	100.50	118.00				

Stocker sale at: **Maple Hill Auction Market, Nov 16, 2009 – 363 stockers**

STEERS	Price Range	Avg	Top	HEIFERS	Price Range	Avg	Top
800-899	82.00-99.75	89.31	99.75	800-899	75.00-84.50	82.39	84.50
700-799	85.50-98.50	91.72	100.00	700-799	70.00-78.00	75.27	78.00
600-699	103.00-105.50	104.12	106.00	600-699	80.00-90.00	85.59	91.00
500-599	99.50-114.50	108.49	123.00	500-599	94.75-105.00	98.67	114.00
400-499	109.00-125.00	117.40	125.00	400-499	78.00-105.00	93.95	106.00
399-	111.00-115.00	112.82	134.00	300-399	98.00-108.00	101.40	116.00

Stocker sale at: **Temiskaming Livestock Sales, Nov 16, 2009 – 128 stockers**

STEERS	Price Range	Avg	Top	HEIFERS	Price Range	Avg	Top
700-799	82.50-91.75	90.57	91.75	600-699	83.50-89.50	85.00	89.50
600-699	88.00-100.00	97.04	100.00	500-599	84.00-100.00	95.96	100.00
500-599	79.75-100.00	94.49	117.00				
400-499	94.50-100.50	95.10	100.50				
399-	88.00-100.00	97.25	100.00				

Stocker sale at: **Vankleek Hill Livestock Exchange, Nov 16, 2009 – 101 stockers**

STEERS	Price Range	Avg	Top	HEIFERS	Price Range	Avg	Top
500-599	80.00-111.00	84.90	111.00	600-699	80.00-96.00	83.54	96.00
400-499	87.00-109.00	99.78	109.00	400-499	79.00-105.00	87.45	105.00
399-	41.00-114.00	80.29	114.00				

Stocker sale: **Community Livestock Exchange (Hoards), Nov 17, 2009- 276 stockers**

STEERS	Price Range	Avg	Top	HEIFERS	Price Range	Avg	Top
700-799	50.0-96.50	81.52	96.50	700-799	46.00-82.50	75.27	82.50
600-699	65.00-103.00	89.54	103.00	600-699	52.50-94.50	79.63	94.50
500-599	60.00-1429.50	95.98	129.50	500-599	56.00-99.50	80.97	99.50
400-499	59.00-130.00	98.58	130.00	400-499	72.00-100.00	89.62	100.00

Stocker sale: **Renfrew Pontiac Livestock Ltd– Nov 17, 2009- 470 stockers.**

STEERS	Price Range	HEIFERS	Price Range
800-899	86.00-97.00	800-899	80.00-86.00
700-799	94.00-101.00	700-799	85.00-91.00
600-699	99.00-110.00	600-699	91.00-100.00
500-599	107.00-115.50	500-599	95.00-108.00
400-499	111.00-119.00	400-599	108.00-115.50
		300-399	110.00-121.00

Stocker sale at: **Keady Livestock Market, Nov 17, 2009- 845 stockers**

STEERS	Price Range	Avg	Top	HEIFERS	Price Range	Avg	Top
1000+	80.00-93.00	90.44	93.00	900+	91.25-95.25	93.97	95.25
900-999	84.00-96.25	91.04	96.25	800-899	96.50	96.50	96.50
800-899	86.00-96.75	93.82	96.75	700-799	91.75-94.75	94.04	95.25
700-799	91.00-98.50	94.99	101.00	600-699	71.00-95.00	87.84	95.00
600-699	97.00-111.00	105.61	111.00	500-599	88.00-105.00	97.19	106.00
500-599	100.00-121.50	112.39	126.00	400-499	83.00-127.00	104.62	127.00
400-499	108.00-130.00	115.26	134.00	300-399	72.00-126.00	104.80	126.00
399-	78.50-140.00	105.33	141.00	299-	82.00-122.00	106.25	122.00

Stocker sale: **Ontario Livestock Exchange –Nov 18, 2009 – 596 stockers**

STEERS	Price Range	Avg	Top	HEIFERS	Price Range	Avg	Top
+1000	86.50-95.00	90.88	95.00	900+	77.50-83.50	81.07	83.50
900-999	84.00-94.25	90.98	94.25				
600-699	75.00-100.50	90.19	100.50				
500-599	64.00-100.00	88.00	100.00				

Stocker Sale at: **Ontario Livestock Exchange, Nov 19, 2009 – 262 stockers**

STEERS	Price Range	Avg	Top	HEIFERS	Price Range	Avg	Top
900-999	73.00-90.00	80.81	90.00	900+	67.00-79.00	74.21	79.00
600-699	83.00-101.50	95.77	101.50	800-899	75.00-86.00	81.88	86.00
500-599	88.00-113.00	97.78	113.00	700-799	58.00-90.00	82.20	90.00
400-499	88.00-108.50	102.25	111.00	600-699	64.50-89.00	77.23	95.50
399-	100.00-116.00	106.83	116.00	500-599	78.00-100.50	87.20	100.50
				400-499	64.00-87.00	80.17	103.00
				300-399	72.00-96.00	86.70	96.00

Stocker Sale at: **Ontario Stockyards Inc, Nov 19, 2009 – 1,422 stockers**

STEERS	Price Range	Avg	Top	HEIFERS	Price Range	Avg	Top
1000+	59.50-87.50	71.49	87.50	900+	64.00-82.00	73.28	86.00
900-999	68.00-91.00	83.84	91.00	800-899	78.00-87.75	83.39	87.75
800-899	77.00-92.00	86.90	93.50	700-799	78.50-90.50	85.32	91.25
700-799	83.00-99.00	90.90	99.00	600-699	79.00-96.00	86.15	100.50
600-699	85.00-101.25	92.75	117.00	500-599	80.00-99.75	89.92	109.00
500-599	92.25-121.00	107.50	127.00	400-499	87.00-111.50	100.18	124.75
400-499	105.00-129.00	117.16	129.00	300-399	100.00-117.50	109.92	117.50
399-	113.00-132.50	127.73	132.50				

Stocker Sale at: **Ottawa Livestock Exchange, Nov 19, 2009- 390 stockers**

STEERS	Price Range	Avg	Top	HEIFERS	Price Range	Avg	Top
700-799	79.00-99.00	88.19	99.00	700-799	77.00-100.00	88.67	100.00
600-699	81.00-100.00	92.23	106.00	600-699	80.00-99.00	89.22	99.00
500-599	87.00-108.00	98.25	108.00	500-599	74.00-95.00	86.02	100.00
400-499	84.00-110.00	97.44	120.00	400-499	74.00-103.00	88.58	103.00
399-	50.00-114.00	86.50	114.00	300-399	76.00-98.00	88.84	98.00
				299-	48.00-89.00	75.40	89.00

Stocker Sale at: **Brussels Livestock, Nov 19, 2009 – 247 stockers**

STEERS	Price Range	Avg	Top	HEIFERS	Price Range	Avg	Top
500-599	91.00-109.00	103.69	109.00	500-599	95.00-96.00	95.55	96.00
400-499	98.00-118.00	108.79	125.00	400-499	101.00-112.50	106.36	112.50
399-	95.00-127.50	118.70	127.50	300-399	112.00-123.00	117.67	123.00
				299-	104.00-127.00	118.50	127.00

SPECIAL ONTARIO FALL STOCKER SALES

Stocker sale at: **Keady Livestock Market, Nov 13, 2009 – 1,751 yearlings on an overnight stand.**

STEERS	Price Range	Avg	Top	HEIFERS	Price Range	Avg	Top
1000+	97.75-99.75	98.67	99.75	800-899	91.00-97.00	94.47	97.00
900-999	97.75-104.10	100.65	105.85	700-799	87.50	87.50	87.50
800-899	96.50-105.00	100.78	105.00				
700-799	105.85-106.50	106.23	106.50				

Yearlings traded on a fully strong market with top quality yearlings in good demand.

Stocker sale at: **Community Livestock Exchange (Hoards), Nov 13, 2009 – 451 calves**

STEERS	Price Range	Avg	Top	HEIFERS	Price Range	Avg	Top
1000+	81.50-90.00	88.11	90.00	900+	63.00-85.50	80.36	85.50
900-999	85.50-90.00	87.00	90.00	800-899	76.00-93.00	88.06	93.00
800-899	79.00-96.00	90.10	96.00	700-799	80.50-97.50	94.17	97.50
700-799	58.50-110.00	93.97	110.00	600-699	76.00-107.50	96.02	107.50
600-699	90.00-121.00	109.08	121.00	500-599	85.00-106.00	99.06	106.00
500-599	80.00-130.50	112.65	130.50	400-499	84.00-115.50	102.38	115.50
400-499	90.00-133.00	118.81	133.00	300-399	112.50	112.50	112.50
300-399	96.00-128.00	113.86	128.00				

Quinte Cattlemen's Association Calf Sale- 100% vaccinated & Catalogued.

Stocker sale at: **Ottawa Livestock Exchange, Nov 14, 2009 – 608 stockers**

STEERS	Price Range	Avg	Top	HEIFERS	Price Range	Avg	Top
800-899	82.00-92.00	88.00	99.00	800-899	73.00-83.00	79.13	83.00
700-799	96.00-104.00	100.07	107.00	700-799	70.00-85.00	80.20	95.00
600-699	90.00-108.50	99.24	111.00	600-699	77.00-96.00	88.97	102.50
500-599	93.00-115.00	103.30	115.00	500-599	83.00-104.00	94.67	105.00
400-499	79.00-109.00	96.53	133.00	400-499	85.00-106.00	96.23	108.00
300-399	98.00-121.00	111.33	121.00	300-399	81.00-93.00	84.67	93.00

Stocker sale at: **Selby Livestock & Auction Center, Nov 16, 2009 – 133 stockers**

STEERS	Price Range	Avg	Top	HEIFERS	Price Range	Avg	Top
800-899	86.00	86.00	86.00	700-799	73.00-77.00	76.75	77.00
700-799	64.50-89.75	79.85	89.75	500-599	70.00-96.00	73.00	96.00
600-699	55.00-94.50	81.18	94.50				
500-599	57.50-111.00	87.22	111.00				
400-499	114.00-120.00	115.50	120.00				
399-	70.00-126.00	90.66	126.00				

Sponsored by-Lennox Addington Stocker Sale Committee – vaccinated & non vaccinated stockers.

Stocker sale at: **Ontario Stockyards Inc, Nov 17, 2009- 1,148 stockers**

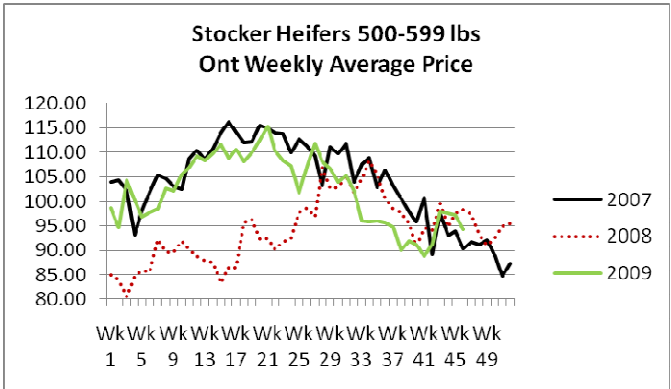
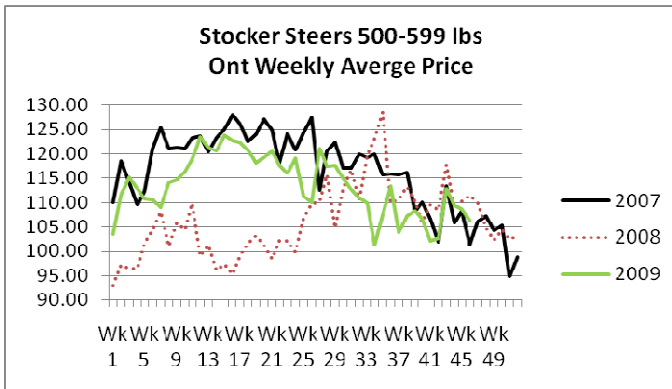
STEERS	Price Range	Avg	Top	HEIFERS	Price Range	Avg	Top
1000+	79.00-80.50	80.12	84.00	900+	78.75-81.00	79.32	81.00
900-999	84.25-89.50	86.60	96.00	800-899	84.00-86.50	85.30	86.50
800-899	95.25-97.50	96.48	97.50	700-799	83.00-95.50	87.51	95.50
700-799	99.25-113.00	104.37	113.00	600-699	82.00-97.00	90.10	105.75
600-699	100.00-115.25	107.57	118.00	500-599	91.50-110.00	99.14	110.00
500-599	99.00-122.00	112.79	128.00	400-499	99.0-116.50	108.27	116.50
400-499	116.00-129.75	124.62	135.00	300-399	103.00-122.50	112.98	122.50
399-	101.00-124.00	115.23	124.00				

All vaccinated sale. A good quality offering of replacements sold actively at steady prices.

Stocker sale: **Kawartha Lakes Coop Auction Market –Nov 18, 2009 – 771 stockers**

STEERS	Price Range	Avg	Top	HEIFERS	Price Range	Avg	Top
1000+	64.50-88.00	80.58	88.00	900+	64.00-85.00	75.77	85.00
900-999	77.00-87.25	85.25	87.25	800-899	67.00-85.50	82.44	85.50
800-899	83.25-98.00	95.47	98.00	700-799	79.00-101.50	87.94	101.50
700-799	71.00-98.75	94.42	98.75	600-699	77.00-104.00	97.95	104.00
600-699	90.00-118.25	104.66	118.25	500-599	90.00-106.00	100.67	106.00
500-599	92.00-128.50	117.40	128.50	400-499	87.50-112.00	105.43	112.00
400-499	105.00-135.00	125.73	135.00	300-399	87.50-112.00	101.00	112.00

Peterborough/Victoria County Cattlemen's Vaccinated stocker sale-Co-mingled and large producer lots. Quality stockers sold on a good demand. Note: Evening bred cow sale Wed Nov 25th @ 6pm- 150 head expected.



ALBERTA DIRECT TRADE

Week Ending [Thursday Nov 19, 2009](#)

Steers	Live	76.85-77.50	Flat rail	128.00-130.00
Heifers	Live	76.85-78.00	Flat rail	128.00-129.50

U.S. TRADE (U.S. funds)

Week Ending [Thursday Nov 19, 2009](#)

Weekly range for choice and select steers and heifers	Live	83.00-81.00
	Rail	130.00

QUEBEC ELECTRONIC AUCTION MARKET (F.O.B. the feedlot)

Week Ending Thursday Nov 19, 2009	Price
A1, A2 Steers	129.00-131.50

CANADIAN BOXED BEEF CUT-OUT VALUES

Week Ending	AAA	AA
Nov 6, 2009	1.4382	1.4508
Oct 30, 2009	1.4473	1.4438
Oct 23, 2009	1.4199	1.4153

U.S. BOXED BEEF CUT-OUT VALUES (U.S. funds)

	Choice	Select
	600-900	600-900
Current 5 day average:	140.14	132.31

USDA ESTIMATED CATTLE KILL

	Week Ending	Previous Week	Year Ago
	Nov 21, 2009		
Grand Total	631,000	625,000	636,000

AVERAGE CARCASS WEIGHTS – CANADA

	Steers	Heifers
Nov 14, 2009	888	819
Nov 8, 2008	851	807

FEDERALLY INSPECTED CANADIAN KILL

	Week Ending	YTD	% of Yr. Ago
	Nov 14, 2009		
Grand Total	61,841	2,734,659	98%
Alberta Slaughter	46,881	2,052,497	106%
Ontario Slaughter	11,198	477,031	98%

PROVINCIAL SLAUGHTER

	Oct 2009	Oct 2008
Steers	4,593	5,447
Heifers	3,183	3,083
Cows	1,224	1,374
Bulls	1,532	766

LIVE CATTLE EXPORTS-ONTARIO

	Week ending Oct 31, 09	Week ending Oct 24, 09	Year to Date
Total live slaughter cattle exported from Ont to the US.	3,579	2,981	110,729
Steers & Heifers	2,580	2,250	89,128
Cows	992	716	20,404
Bulls	7	15	1,197

LIVE CATTLE-CANADA

IMPORTS		EXPORTS	
Jan 1 – Sept 30, 09		Jan 1 – Nov 7, 09	
Pure bred	1,170	Slaughter steers & heifers	450,307
Non-pure bred	38,957	Feeder steers & heifers	245,839
		Cows & Bulls	163,395

BEEF EXPORTS

	United States	Mexico
	Jan 1– Nov 14	Jan 1- Sept 30
Total	230,910 tonnes	30,185 tonnes

BEEF PRODUCTION

	Jan 1 – Nov 14, 09	Last Year Same Time	% Change
Fed	825,790 tonnes	799,165 tonnes	+3.3%
Non-fed	161,685 tonnes	200,719 tonnes	-19.4%

BEEF IMPORTS

	Jan 1 – Nov 7, 09	Last Year Same Time	% Change
United States	103,584 tonnes	100,381 tonnes	+3.2%
Non-NAFTA	46,856 tonnes	26,211 tonnes	+78.8%
Total	152,098 tonnes	128,540 tonnes	+18.3%

CHICAGO MERCANTILE EXCHANGE

Closing quotes on futures today were as follows:

Live Cattle			Feeder Cattle			Corn			Soybeans			Canadian \$		
\$/cwt US			\$/cwt US			\$/bu US ¢/bu			\$/bu US ¢/bu					
Dec	83.95	+0.27	Jan	92.67	+0.85	Dec	3.910	-4.0	Jan	10.460	+7.0	Spot	93.35	-0.78
Feb	85.42	+0.05	Mar	93.57	+0.72	Mar	4.070	-3.6	Mar	10.502	+5.4	Dec	93.34	-0.78
Apr	88.05	+0.17	Apr	94.92	+0.92	May	4.170	-3.4	May	10.504	+4.2	Mar	93.35	-0.77
Jun	85.17	+0.30	May	95.90	+0.90	Jul	4.254	-3.2	Jul	10.534	+3.4	Jun	93.32	-0.78
Aug	85.50	+0.20	Aug	98.10	+1.10	Sep	4.302	-2.6	Aug	10.494	+3.0	Sep	93.27	-0.77
Oct	88.30	+0.12	Sep	98.00	+0.20	Dec	4.354	-2.6	Sep	10.320	+3.0	Dec	93.22	-0.76

Ontario Cattlemen's Association, 130 Malcolm Rd., Guelph, ON N1K 1B1 Phone: (519) 824-0334 Fax: (519) 824-1930 Or email:

mktinfo@cattle.guelph.on.ca or visit our web site at www.cattle.guelph.on.ca

Upcoming Ontario Auction Markets Special Fall Stocker Sales

Nov 21	Postponed until further notice:	Keady Livestock Market	Don Ceaser Fall Classic Bred Heifer Sale
Nov 23	10:00 am	Brussels Livestock	Vaccinated calf & yearling sale sponsored by Huron County Beef Producers
Nov 24	11:00 am	Ontario Stockyards Inc	Yearling Sale
Nov 25	6:00 pm	Kawartha Lakes Coop Auction Mkt	Evening Bred Cow Sale
Nov 25	7:00 pm	Vankleek Hill Livestock Exchange	Stocker Sale
Nov 27	5:00 pm	Keady Livestock Market	Bred Cow & Heifer sale
Nov 28	1:00 pm	Maple Hill Auction Market	Bred Cow sale
Nov 30	7:00 pm	Maple Hill Auction Market	Stocker sale
Dec 5	10:00 am	Ottawa Livestock Exchange	Stockers and Yearlings

Comments for the week ending November 19, 2009

The fed cattle market saw very little change this week. There were 1,349 fed cattle sold through auction markets up 79 from last week and 373 less than last year at this time. Steers ranged from \$75.10-\$83.21 averaging \$79.48 up \$0.20 from last week and \$19.55 lower than last year at this time. Heifers traded from \$73.84-\$82.42 averaging \$78.14 down \$0.09 from last week and \$19.88 lower than year ago prices. Auction markets reported active trade with prices steady to last week's lower market.

The slaughter cow market held steady to last week. There were 2,627 slaughter cows sold through auction markets up 114 from last week and 208 less than the same time last year. Slaughter cows ranged from \$29.09-\$43.20 averaging \$35.79 down \$0.18 from last week and \$9.45 lower than year ago prices. Auction markets reported active trade with prices from steady to slightly stronger and up to \$1.00 higher by the end of the week.

Replacement cattle sold on a mixed demand. There were 11,174 replacements sold through auction markets up 32% from last week and 13% more than last year at this time. Auction markets reported steady prices with a good to selective demand. Actual average prices saw steers weighing under 800 lbs average \$1.00-\$5.57 lower with steers under 500 lbs off \$5.57. Steers 800 lbs and over averaged \$2.18-\$4.00 higher than last week. Heifers 700 lbs and under averaged \$2.95-\$4.24 lower while heifers 700 lbs and over averaged \$1.26-\$2.12 stronger than last week's average prices.

Ontario railgrade prices reported for the previous Friday were \$136-\$138 for steers and \$135-\$137 for heifers. By Monday prices were reported at \$133-\$137 for steers and \$132-\$136 for heifers which held for the remainder of the week. This week's prices averaged \$1.50 lower than last week.

Alberta's fed cattle market saw average prices \$0.50 lower on live cattle and \$1.00-\$2.00 lower on the rail. Steers traded from \$76.85-\$77.50 live and \$128.00-\$130.00 flat rail. Heifers sold from \$76.85-\$78.00 live and \$128.00-\$129.50 flat rail.

U.S. cash cattle trade was active on Wednesday with northern sales \$2.00 lower at \$130.00 dressed and southern business \$1.00 lower from \$83.00-\$84.00 live. Some clean up trade on Thursday saw prices steady to Wednesday's decline.