



Weekly Market Information Report



Week Ending Thursday November 26, 2009

The following information is collected from various sources and disseminated by the Ontario Cattlemen's Association.

ONTARIO DIRECT TO PACKER RAILGRADE CATTLE TRADE

This is a summary for the week of rail grade prices on a carcass weight basis, before grade and weight discounts.

A grade steers 133.00-137.00
A grade heifers 132.00-136.00

ONTARIO LIVE CATTLE TRADE

Ontario auction sales this **week** saw weighted average price ranges for
FED CATTLE

	Price Range	Average	Top	Last week Avg
Large Frame Steers +1250	74.24-81.99	78.58	97.50	79.12
Medium Frame Steers +1250	74.64-82.69	80.16	88.00	79.98
Large & Medium Frame Steers + 1250	74.73-82.88	79.16	97.50	79.48
Large Frame Heifers + 1000	74.47-81.61	78.82	89.00	78.51
Medium Frame Heifers + 1000	68.47-79.63	75.05	83.25	77.27
Large & Medium Frame heifers + 1000	73.65-82.51	78.49	89.00	78.14
Cows- All Weights	29.01-43.24	35.58	70.50	35.79
Bulls- All Weights	40.70-54.37	47.89	82.50	49.08

STOCKERS-Large and Medium Frame

STEERS	Volume	Price Range	Average	Top	Last week Avg
1000+	507	79.77-87.25	84.03	94.25	90.72
900-999	364	81.91-92.20	88.19	96.00	96.09
800-899	265	79.66-93.19	86.64	100.00	95.18
700-799	568	83.96-98.10	92.35	103.00	97.59
600-699	1406	91.20-107.91	100.15	115.00	100.45
500-599	1340	91.92-114.93	104.67	127.50	106.27
400-499	679	101.89-125.39	114.35	137.50	111.62
-399	396	91.20-123.85	109.59	155.00	108.54

HEIFERS	Volume	Price Range	Average	Top	Last week Avg
+900	475	75.74-83.56	80.39	90.25	83.15
800-899	304	78.62-85.69	82.71	89.00	88.94
700-799	321	76.90-91.18	85.18	99.00	86.69
600-699	739	82.91-95.68	89.71	103.00	88.14
500-599	1200	83.99-102.17	94.53	111.00	94.20
400-499	744	86.31-110.02	99.94	135.00	99.04
300-399	275	95.80-114.88	104.08	138.00	102.55
299-	102	80.38-102.87	91.91	137.50	93.73

At Talbotville Livestock: Saturday Nov 21, 2009

	Price Range	Top
Good & Choice Steers	76.00-84.50	No tops
Good & Choice Heifers	77.00-82.25	No tops
Good Cows	36.00-42.50	55.00
Export Cows	37.00-44.00	
Good heavy bulls	50.00-56.00	
Good veal calves	84.00-92.50	

At Kawartha Lakes Co-op Auction Market: Nov 21, 2009

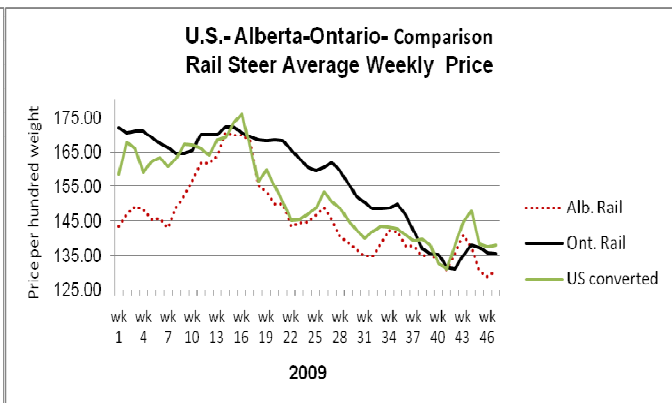
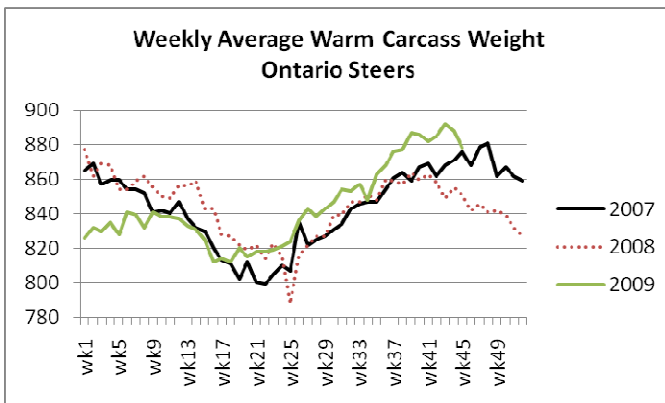
	Price Range	Average	Top
Cows	23.50-49.00	35.14	62.00

At Denfield Livestock Exchange Inc. – Nov 25, 2009 – 251 head

	Price Range		Price Range
Choice steers	80.00-82.00 top 85.00	Choice heifers	80.00-82.00 top 83.00
Good steers	78.00-80.00	Good heifers	77.00-80.00
Good fed cows	37.00-43.00	Beef bulls	43.00-46.00
D1 & D2 cows	34.00-37.00	Hol bulls	42.00-47.00
D3 & D4 cows	30.00-34.00	Good calves	92.00-125.00
Shells	15.00-30.00	Second cut calves	50.00-90.00
		Newborn bull calves & others	20.00-50.00

At Renfrew Pontiac Livestock Ltd– Nov 25, 2009- 9 replacement calves, 5 bulls, 70 cows

	Price Range		Price Range
Replacement calves	40.00-85.00	Cows D1 & D2	39.00-44.00 top 51.50
Bulls	48.00-52.00 top 61.00	Cows D3	30.00-38.00
Cow/Calf pairs	N/T	Cows D4	23.00-30.00



ONTARIO STOCKER & FEEDER TRADE

Stocker sale at: **Brussels Livestock, Nov 20, 2009 – 1,950 stockers**

STEERS	Price Range	Avg	Top	HEIFERS	Price Range	Avg	Top
1000+	80.50-83.75	82.63	92.00	900+	77.50-85.75	82.02	90.25
900-999	81.00-92.25	88.04	93.50	800-899	81.50-86.50	84.12	87.25
800-899	88.00-97.00	92.15	97.00	700-799	80.00-89.50	85.89	89.50
700-799	86.50-97.75	94.74	98.00	600-699	83.00-93.00	86.81	97.00
600-699	89.50-106.50	96.48	108.00	500-599	75.00-95.00	87.02	111.00
500-599	87.50-109.00	97.07	120.00	400-499	87.00-114.00	102.46	114.00
400-499	105.00-120.50	113.43	124.00	300-399	96.00-113.00	100.66	116.00
300-399	106.00-129.00	118.06	134.00	299-	79.00-112.00	100.06	112.00

Stocker sale at: **Kawartha Lakes Coop Auction Mkt, Nov 21, 2009 – 186 stockers**

STEERS	Price Range	Avg	Top	HEIFERS	Price Range	Avg	Top
600-699	72.00-101.00	91.32	101.00	700-799	76.50-83.50	80.92	83.50
500-599	60.00-120.00	99.14	120.00	600-699	67.00-87.00	80.96	87.00
				500-599	56.00-98.00	83.72	98.00
				400-499	50.00-104.00	72.73	107.50

Stocker sale at: **Temiskaming Livestock Sales, Nov 23, 2009 – 207 stockers**

STEERS	Price Range	Avg	Top	HEIFERS	Price Range	Avg	Top
1000+	65.00-69.50	67.48	69.50	600-699	70.00-99.00	86.43	99.00
700-799	80.50-96.50	88.50	96.20	500-599	89.50-106.00	100.54	106.00
600-699	90.00-102.00	94.22	102.00	400-499	70.00-96.75	86.58	96.75
500-599	94.00-111.00	104.14	111.00	300-399	78.50-98.50	87.30	98.50
400-499	94.50-116.50	107.95	116.50	299-	81.00-99.00	89.19	99.00
399-	85.50-104.00	97.39	107.00				

Stocker sale at: **Selby Livestock & Auction Center, Nov 23, 2009 – 94 stockers**

STEERS	Price Range	Avg	Top	HEIFERS	Price Range	Avg	Top
700-799	51.00-93.75	83.06	93.75	500-599	75.00-99.00	83.66	99.00
600-699	80.00-101.00	93.50	101.00	400-499	62.00-109.00	98.53	109.00
500-599	84.00-111.00	98.66	111.00				
400-499	75.00-116.00	98.12	116.00				

Stocker sale at: **Vankleek Hill Livestock Exchange, Nov 23, 2009 – 84 stockers**

STEERS	Price Range	Avg	Top	HEIFERS	Price Range	Avg	Top
600-699	70.00-93.00	81.37	93.00	500-599	80.00-89.00	81.96	89.00
500-599	83.00-107.00	97.12	107.00	300-399	107.00-116.00	104.31	116.00
400-499	78.00-115.00	103.26	115.00				
399-	109.00-126.00	114.18	126.00				

Stocker sale: **Community Livestock Exchange (Hoards), Nov 25, 2009- 262 stockers**

STEERS	Price Range	Avg	Top	HEIFERS	Price Range	Avg	Top
700-799	57.50-96.50	85.15	96.50	800-899	64.50-80.50	73.55	80.50
600-699	71.00-105.00	94.54	105.00	700-799	55.00-80.00	68.30	80.00
500-599	60.00-112.00	90.94	112.00	600-699	56.00-96.00	72.50	96.00
400-499	80.00-125.00	100.97	125.00	500-599	62.00-95.50	86.10	95.50
				400-499	63.00-96.00	84.27	96.00

Stocker sale: **Renfrew Pontiac Livestock Ltd– Nov 25, 2009- 620 stockers.**

STEERS	Price Range	HEIFERS	Price Range
900-999	81.00-84.00	800-899	80.00-84.00
800-899	85.00-95.00	700-799	84.00-91.00
700-799	92.0-101.00	600-699	90.00-99.00
600-699	98.00-108.00	500-599	94.00-107.50
500-599	105.00-116.00	400-599	106.00-112.00
400-499	112.00-119.50	300-399	107.00-120.00

Stocker sale at: **Keady Livestock Market, Nov 25, 2009- 639 stockers**

STEERS	Price Range	Avg	Top	HEIFERS	Price Range	Avg	Top
1000+	88.25-94.255	91.79	94.25	900+	60.00-68.00	65.33	72.00
900-999	72.75-93.00	82.32	93.00	800-899	76.50-85.00	80.91	88.50
800-899	82.50-98.00	91.23	98.00	700-799	76.00-94.25	83.74	94.25
700-799	92.00-101.50	95.69	103.00	600-699	80.00-96.50	89.22	101.50
600-699	89.00-107.00	99.47	113.50	500-599	85.00-111.00	102.28	111.00
500-599	93.00-116.50	106.40	121.50	400-499	89.00-118.00	104.95	119.00
400-499	93.00-127.00	110.58	134.00	300-399	113.00-121.00	117.33	121.00
399-	112.00-129.50	122.42	134.00				

Stocker sale: **Ontario Livestock Exchange –Nov 25, 2009 – 566 stockers**

STEERS	Price Range	Avg	Top	HEIFERS	Price Range	Avg	Top
+1000	83.25-91.75	88.00	92.25	900+	81.00-83.75	83.05	83.75
900-999	90.25-95.25	93.06	95.25	800-899	85.00	85.00	85.00
800-899	85.00-87.25	86.78	87.25	700-799	74.50-88.50	84.21	88.50
600-699	88.00-98.75	94.45	98.75				

Stocker Sale at: **Ontario Livestock Exchange, Nov 26, 2009 – 183 stockers**

STEERS	Price Range	Avg	Top	HEIFERS	Price Range	Avg	Top
700-799	74.00-88.00	80.54	88.00	600-699	65.00-87.00	76.30	87.00
600-699	83.50-99.00	91.83	103.00	400-499	72.00-84.00	76.94	88.00
500-599	49.00-105.00	89.87	105.00				
400-499	81.00-99.00	93.30	99.00				

Stocker Sale at: **Ontario Stockyards Inc, Nov26, 2009 – 1,454 stockers**

STEERS	Price Range	Avg	Top	HEIFERS	Price Range	Avg	Top
1000+	78.00-85.00	80.27	92.00	900+	74.50-84.25	78.42	84.25
900-999	60.00-96.00	82.82	96.00	800-899	75.50-87.00	82.07	89.00
800-899	79.00-100.00	88.75	100.00	700-799	77.50-92.25	87.18	92.25
700-799	85.00-100.00	91.86	100.00	600-699	85.00-95.00	90.85	96.00
600-699	88.00-103.00	95.57	104.50	500-599	80.00-101.50	92.24	108.00
500-599	95.00-111.00	103.59	119.25	400-499	89.00-107.00	99.66	107.00
400-499	105.00-127.00	113.82	133.25	300-399	92.00-115.00	101.48	115.00
399-	99.50-128.25	113.59	155.00	299-	86.00-106.00	93.59	137.50

Stocker Sale at: **Ottawa Livestock Exchange, Nov 26, 2009- 315 stockers**

STEERS	Price Range	Avg	Top	HEIFERS	Price Range	Avg	Top
700-799	73.00-92.00	83.33	99.00	700-799	63.00-91.00	78.67	91.00
600-699	85.00-104.00	94.29	107.00	600-699	65.00-93.00	82.42	101.00
500-599	85.00-109.00	96.69	110.00	500-599	73.00-99.00	85.60	104.00
400-499	78.00-117.00	99.13	117.00	400-499	55.00-100.00	85.09	100.00
399-	33.00-118.00	85.04	118.00	300-399	58.00-87.00	70.17	93.00
				299-	41.00-77.00	57.20	85.00

Stocker Sale at: **Brussels Livestock, Nov 26, 2009 – 199 stockers**

STEERS	Price Range	Avg	Top	HEIFERS	Price Range	Avg	Top
500-599	94.00-111.50	104.19	111.50	400-499	93.00-110.50	102.79	116.00
400-499	102.00-123.00	116.18	123.00	300-399	102.00-115.50	111.07	122.00
399-	93.00-130.50	115.69	131.00	299-	105.00-116.00	111.20	116.00

SPECIAL ONTARIO FALL STOCKER SALES

Stocker sale at: **Keady Livestock Market, Nov 20, 2009 – 597 local calves**

STEERS	Price Range	Avg	Top	HEIFERS	Price Range	Avg	Top
800-899	87.50-90.00	88.33	90.00	600-699	91.50-95.00	93.45	95.00
700-799	98.00-103.00	100.69	103.00	500-599	95.00-105.00	100.86	105.00
600-699	103.25-115.00	109.23	115.00	400-499	104.50-126.50	115.34	135.00
500-599	103.00-127.50	118.28	127.50	300-399	116.00-131.00	125.54	131.00
400-499	117.50-135.00	128.11	135.00				
399-	116.00-140.00	134.27	140.00				

Catalogued Local Calf Sale, vaccinated and non-vaccinated. Good quality calves sold on a steady market.

Stocker Sale at: **Brussels Livestock, Nov 23, 2009- 996** stockers

STEERS	Price Range	Avg	Top	HEIFERS	Price Range	Avg	Top
900-999	90.25	90.25	90.25	800-899	88.00-89.00	88.44	89.00
800-899	87.00-97.00	90.65	98.00	700-799	85.00-99.00	93.41	99.00
700-799	96.00-100.25	98.74	100.25	600-699	92.00-101.00	96.51	103.00
600-699	97.00-113.50	106.46	113.50	500-599	95.00-107.50	101.68	108.25
500-599	101.00-124.00	114.51	124.00	400-499	96.00-105.50	101.63	111.50
400-499	114.00-137.50	126.26	137.50	300-399	108.00-121.00	112.50	125.00
300-399	103.00-128.00	121.00	128.00				

Vaccinated calf and yearling sale sponsored by the Huron County Beef Producers. Good quality cattle sold on a strong active trade.

Stocker sale at: **Ontario Stockyards Inc, Nov 17, 2009- 418** stockers

STEERS	Price Range	Avg	Top	HEIFERS	Price Range	Avg	Top
1000+	77.00-90.00	84.10	90.00	900+	72.50-85.50	82.71	85.50
900-999	81.00-94.00	90.70	95.00	800-899	81.50-88.50	86.04	88.50
800-899	90.00-95.00	92.89	95.00	700-799	83.00-95.00	88.79	95.00
700-799	90.00-97.00	92.31	97.00	600-699	78.00-83.50	80.20	92.00
600-699	88.00-97.50	91.51	97.50	500-599	70.00-80.00	77.48	92.00

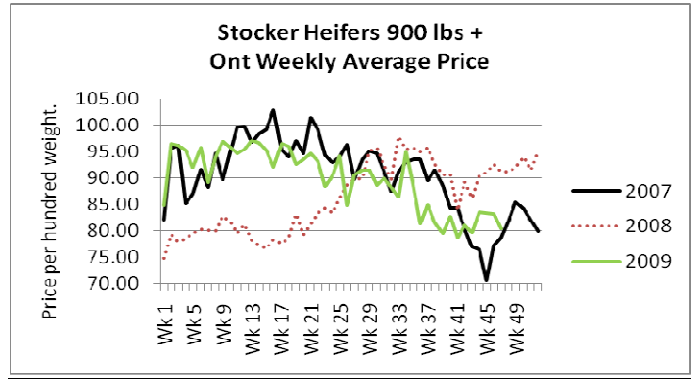
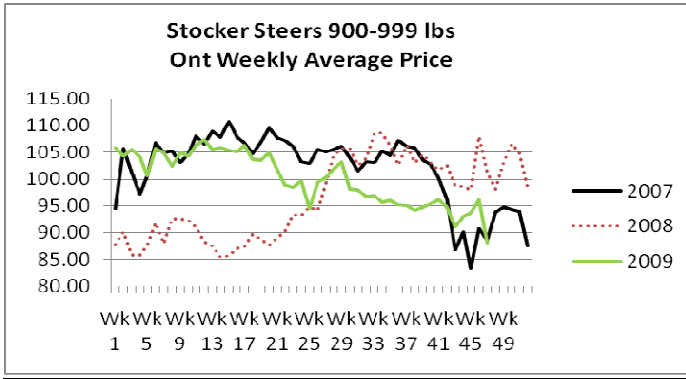
Replacement yearlings sold actively at about steady prices.

Stocker sale: **Vankleek Hill Livestock Exchange –Nov 25, 2009 – 145** stockers

STEERS	Price Range	Avg	Top	HEIFERS	Price Range	Avg	Top
800-899	70.00-94.00	82.37	94.00	700-799	70.00-92.00	79.26	92.00
700-799	63.00-98.00	84.09	98.00	600-699	66.00-96.00	83.96	96.00
600-699	86.00-105.00	93.09	105.00	500-599	88.00-99.00	93.06	99.00
500-599	87.00-110.00	94.53	110.00	400-499	66.00-105.00	81.43	105.00
400-499	60.00-112.00	83.18	112.00	300-399	58.00-117.00	86.82	117.00
399-	68.00-124.00	87.73	124.00				

Stocker Comparison- this week's average price compared to last week & the same time last year.

	This week's Average Price	Last week's Average Price	Change from last week	Year Ago Average Price	Change from last year
Steers	2009			2008	
400-500	114.35	111.62	+2.73	114.50	-0.15
500-600	104.67	106.27	-1.60	109.79	-5.12
600-700	100.15	100.45	-0.30	103.55	-3.40
700-800	92.35	97.59	-5.24	98.66	-6.31
800-900	86.64	95.18	-8.54	94.71	-8.07
900+	85.77	93.57	-7.80	99.78	-14.01
Heifers					
300-400	104.08	102.55	+1.53	94.06	+10.02
400-500	99.94	99.04	+0.90	98.46	+1.48
500-600	94.53	94.20	+0.33	97.47	-2.94
600-700	89.71	88.14	+1.57	93.90	-4.19
700-800	85.18	86.69	-1.51	92.33	-7.15
800+	81.29	86.03	-4.74	92.60	-11.31



ALBERTA DIRECT TRADE

Week Ending [Thursday Nov 26, 2009](#)

Steers	Live	76.00	Flat rail	126.75-130.85
Heifers	Live	76.00-77.00	Flat rail	126.75-130.85

U.S. TRADE (U.S. funds)

Week Ending [Thursday Nov 26, 2009](#)

Weekly range for choice and select steers and heifers	Live	83.00-85.00
	Rail	130.00-131.00

QUEBEC ELECTRONIC AUCTION MARKET (F.O.B. the feedlot)

Week Ending [Thursday Nov 26, 2009](#)

A1, A2 Steers	Price	127.00-132.75
----------------------	--------------	----------------------

CANADIAN BOXED BEEF CUT-OUT VALUES

Week Ending	AAA	AA
Nov 13, 2009	1.4268	1.4559
Nov 6, 2009	1.4382	1.4508
Oct 30, 2009	1.4473	1.4438

U.S. BOXED BEEF CUT-OUT VALUES (U.S. funds)

	Choice 600-900	Select 600-900
Current 5 day average:	140.15	132.50

USDA ESTIMATED CATTLE KILL

	Week Ending	Previous Week	Year Ago
	Nov 28, 2009		
Grand Total	530,000	631,000	570,000

AVERAGE CARCASS WEIGHTS – CANADA

	Steers	Heifers
Nov 21, 2009	878	821
Nov 15, 2008	842	801

FEDERALLY INSPECTED CANADIAN KILL

	Week Ending	YTD	% of Yr. Ago
	Nov 21, 2009		
Grand Total	58,264	2,792,923	98%
Alberta Slaughter	43,272	2,095,769	106%
Ontario Slaughter	11,028	488,059	98%

LIVE CATTLE EXPORTS-ONTARIO

	Week ending Oct 31, 09	Week ending Oct 24, 09	Year to Date
Total live slaughter cattle exported from Ont to the US.	3,744	3,579	114,473
Steers & Heifers	2,552	2,580	91,680
Cows	1,186	992	21,590
Bulls	6	7	1,203

LIVE CATTLE-CANADA

<u>IMPORTS</u>		<u>EXPORTS</u>	
Jan 1 – Sept 30, 09		Jan 1 – Nov 7, 09	
Pure bred	1,170	Slaughter steers & heifers	450,307
Non-pure bred	38,957	Feeder steers & heifers	245,839
		Cows & Bulls	163,395

BEEF EXPORTS

	United States Jan 1– Nov 21	Mexico Jan 1- Sept 30
Total	236,672 tonnes	30,185 tonnes

BEEF PRODUCTION

	Jan 1 – Nov 21, 09	Last Year Same Time	% Change
Fed	842,311 tonnes	817,169 tonnes	+3.1%
Non-fed	166,326 tonnes	206,596 tonnes	-19.5%

BEEF IMPORTS

	Jan 1 – Nov 14, 09	Last Year Same Time	% Change
United States	106,697 tonnes	102,465 tonnes	+4.1%
Non-NAFTA	47,766 tonnes	26,602 tonnes	+79.6%
Total	156,152 tonnes	131,167 tonnes	+19.0%

CHICAGO MERCANTILE EXCHANGE

Closing quotes on futures today were as follows:

<u>Live Cattle</u>		<u>Feeder Cattle</u>		<u>Corn</u>		<u>Soybeans</u>		<u>Canadian \$</u>	
\$/cwt US		\$/cwt US		\$/bu US ¢/bu		\$/bu US ¢/bu			
Dec	83.20 -0.47	Jan	92.50 -0.80	Dec	3.972 +5.2	Jan	10.530 -1.4	Spot	94.12 -0.28
Feb	85.47 -0.27	Mar	93.15 -1.12	Mar	4.134 +5.4	Mar	10.586 -2.0	Dec	94.10 -1.54
Apr	88.00 -0.32	Apr	94.55 -1.15	May	4.240 +5.4	May	10.602 -3.4	Mar	94.11 -1.53
Jun	85.02 -0.25	May	95.45 -0.92	Jul	4.326 +5.4	Jul	10.654 -3.4	Jun	94.09 -1.52
Aug	85.47 -0.30	Aug	97.35 -0.85	Sep	4.392 +5.0	Aug	10.632 -3.6	Sep	94.07 -1.49
Oct	88.30 -0.40	Sep	97.95 -0.10	Dec	4.454 +3.6	Sep	10.546 -3.4	Dec	94.05 -1.45

Ontario Cattlemen's Association, 130 Malcolm Rd., Guelph, ON N1K 1B1 Phone: (519) 824-0334 Fax: (519) 824-1930 or email:

mkinfo@cattle.guelph.on.ca or visit our web site at

OBCFPP

Licenced cancelled immediately:

R. Way Livestock, 1101765 Ontario Ltd, RR 7, Orangeville, On L9W 2Z3

Upcoming Ontario Auction Markets Special Fall Stocker Sales

Nov 28	1:00 pm	Maple Hill Auction Market	Bred Cow sale
Nov 30	7:00 pm	Maple Hill Auction Market	Stocker sale
Dec 5	10:00 am	Ottawa Livestock Exchange	Stockers and Yearlings
Dec 5	11:00 am	Denfield Livestock Exchange	Stockers and Bred Cows
Dec 9	11:00 am	Kawartha Lakes Coop Auction Mkt	Stocker sale
Dec 10	11:00 am	Ontario Stockyards Inc	Yearlings

Comments for the week ending November 26, 2009

The live fed cattle market continued to trade steady. There were 1,182 fed cattle sold through auction markets down 167 from last week and 417 less than last year at this time. Steers traded from \$74.73-\$82.88 averaging \$79.16 down \$0.32 from last week and \$18.33 lower than last year at this time. Heifers ranged from \$73.65-\$82.51 averaging \$78.49 up \$0.35 from last week and \$19.29 lower than year ago prices. Auction market reports ranged from a selective demand to a good active trade with prices from steady to stronger.

The slaughter cow market saw higher volumes with prices holding steady. There were 3,459 slaughter cows sold through auction markets up 832 from last week and 261 more than the same time last year. Slaughter cows sold from \$29.01-\$43.24 averaging \$35.58 down \$0.21 from last week and \$7.07 lower than year ago prices. Auction markets reported active trade with prices from steady to \$2.00 higher.

There were 9,685 replacements sold through auction markets down 13.3% from last week and 11% less than last year at this time. Auction markets reported active trading with good quality cattle trading barely steady to steady and second cut cattle under pressure. Actual average prices saw heifers under 700 lbs average steady to \$1.57 higher while heifers over 700 lbs averaged \$1.51-\$4.74 lower than last week. Steers under 400 lbs averaged \$2.73 higher with all other weight categories averaging lower. Steers over 800 lbs were under the most pressure this week with averages \$7.80-\$8.54 lower than last week.

Ontario railgrade prices reported for this week averaged \$0.25 lower than last week. Prices for the previous Friday were \$133-\$137, Monday saw \$136-\$137 with prices pulled back to \$134-\$137 by Wednesday. Heifers followed the same trend starting at \$132-\$136 on Friday to \$135-\$136 Monday back to \$133-\$136 by Wednesday.

Alberta's fed cattle market saw live cattle prices average \$0.50-\$1.24 lower while flat rail prices averaged \$0.92-\$1.76 stronger. Steers traded at \$76.00 live and \$126.75-\$130.85 flat rail with heifers selling from \$76.00-\$77.00 live and \$126.75-\$130.85 flat rail.

U.S. cash cattle trade was light on Tuesday with prices steady at \$83.00-\$84.00 live and \$130.00 dressed. Moderate trade on Wednesday saw northern sales \$1.00 higher at \$131.00 dressed and southern business \$1.00 higher at \$85.00 live.