



Weekly Market Information Report



Week Ending Thursday December 10, 2009

The following information is collected from various sources and disseminated by the Ontario Cattlemen's Association.

ONTARIO DIRECT TO PACKER RAILGRADE CATTLE TRADE

This is a summary for the week of rail grade prices on a carcass weight basis, before grade and weight discounts.

A grade steers 131.00-136.00
A grade heifers 130.00-135.00

ONTARIO LIVE CATTLE TRADE

Ontario auction sales this **week** saw weighted average price ranges for

FED CATTLE

	Price Range	Average	Top	Last week Avg
Large Frame Steers +1250	74.91-80.14	77.53	84.75	78.26
Medium Frame Steers +1250	74.99-80.50	78.51	83.75	78.92
Large & Medium Frame Steers + 1250	75.01-80.46	77.92	84.75	78.42
Large Frame Heifers + 1000	73.77-79.66	77.30	85.00	78.85
Medium Frame Heifers + 1000	75.25-79.89	78.35	83.75	78.89
Large & Medium Frame heifers + 1000	74.08-79.99	77.69	85.00	78.93
Cows- All Weights	27.44-41.59	34.10	69.50	34.01
Bulls- All Weights	38.71-50.49	44.60	75.00	45.63

STOCKERS-Large and Medium Frame

STEERS	Volume	Price Range	Average	Top	Last week Avg
1000+	673	83.58-92.24	88.57	96.00	90.39
900-999	728	89.17-96.26	92.55	101.50	90.88
800-899	403	78.42-95.96	90.29	101.50	86.97
700-799	333	77.43-98.58	90.46	106.00	89.68
600-699	737	87.78-106.18	97.79	111.50	96.04
500-599	884	93.32-116.96	104.40	133.00	102.39
400-499	621	95.68-124.79	112.14	134.50	111.66
-399	297	94.58-121.29	108.75	138.00	105.17

HEIFERS	Volume	Price Range	Average	Top	Last week Avg
+900	540	76.58-86.60	82.19	90.00	85.54
800-899	333	84.95-91.94	89.00	98.50	89.21
700-799	300	75.63-92.14	86.83	97.75	84.77
600-699	476	75.41-98.32	88.90	109.50	85.01
500-599	819	79.50-103.42	92.38	114.50	91.35
400-499	780	87.57-110.35	99.79	125.00	97.29
300-399	284	84.92-109.00	98.73	133.00	97.71
299-	34	77.91-88.68	81.65	115.00	97.77

At Talbotville Livestock: Saturday Dec 5, 2009

	Price Range	Top
Good & Choice Steers	77.00-82.50	No tops
Good & Choice Heifers	78.00-83.00	No tops
Good Cows	35.00-41.50	44.50
Good heavy bulls	38.00-50.00	

At Kawartha Lakes Co-op Auction Market: Dec 5, 2009

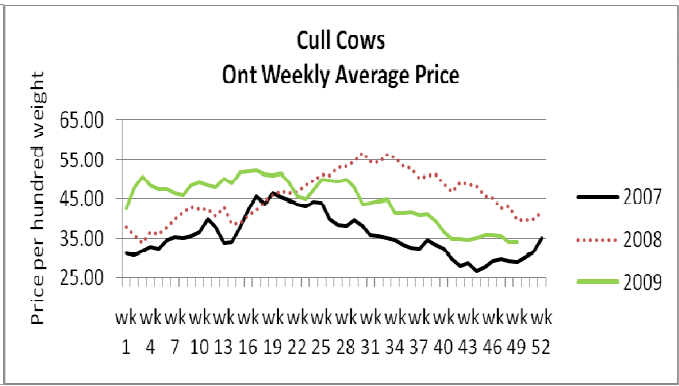
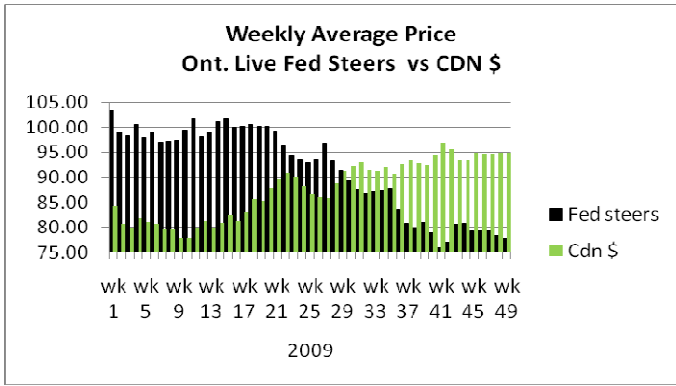
	Price Range	Average	Top
Cows	20.00-42.00	32.81	42.00
Bulls over 1600 lbs	39.50-56.00	47.05	56.00

At Denfield Livestock Exchange Inc. – Dec 8, 2009

	Price Range		Price Range
Choice steers	76.00-78.00 top 78.50	Choice heifers	75.00-78.00 top 83.00
Good steers	73.00-76.00	Good heifers	72.00-75.00
Plain steers	70.00-73.00	Plain heifers	70.00-72.00
Good fed cows	35.00-40.00 top 43.50	Beef bulls	35.00-47.00
D1 & D2 cows	30.0-35.00	Good calves	110.00-150.00
D3 & D4 cows	25.00-30.00	Second cut calves	80.00-110.00
Shells	10.00-25.00	Newborn bull calves & others	20.00-70.00
Good Hol veal	85.00-88.50	Plainer veal	80.00-85.00

At Renfrew Pontiac Livestock Ltd– Dec 8, 2009

	Price Range	Top
Replacement calves	25.00-42.00	75.00
Cows- D1 & D2	40.00-46.50	52.00
Cows- D3	30.00-38.00	
Cows- D4	20.00-31.00	
Bulls over 1600 lbs	45.00-46.00	



ONTARIO STOCKER & FEEDER TRADE

Stocker sale at: **Brussels Livestock, Dec 4, 2009 – 2,001 stockers**

STEERS	Price Range	Avg	Top	HEIFERS	Price Range	Avg	Top
1000+	79.85-91.25	86.49	91.75	900+	82.00-88.00	84.93	88.00
900-999	85.00-94.00	88.11	95.25	800-899	85.00-93.75	88.59	95.25
800-899	76.50-99.00	89.69	99.00	700-799	68.00-89.00	82.86	92.50
700-799	76.00-95.00	87.84	99.00	600-699	76.00-105.75	92.21	109.50
600-699	81.00-107.50	94.28	107.50	500-599	81.00-107.50	94.11	110.00
500-599	90.50-114.00	99.68	120.50	400-499	93.00-113.00	103.69	117.00
400-499	97.00-130.00	113.05	130.00	300-399	87.00-112.00	102.50	119.00
300-399	97.00-129.00	109.50	133.00				

Stocker sale at: **Kawartha Lakes Coop Auction Mkt, Dec 5, 2009 – 141 stockers**

STEERS	Price Range	Avg	Top	HEIFERS	Price Range	Avg	Top
800-899	53.00-86.00	80.75	86.00	900+	64.00-79.00	72.90	79.00
600-699	85.50-99.50	95.31	99.50	600-699	48.00-88.00	79.63	88.00
500-599	84.00-126.50	97.96	126.50	500-599	74.00-97.00	86.06	97.00
400-499	97.00-122.50	110.64	122.50	400-499	81.00-102.00	93.53	102.00

Stocker sale at: **Selby Livestock & Auction Center, Dec 7, 2009 – 98 stockers**

STEERS	Price Range	Avg	Top	HEIFERS	Price Range	Avg	Top
500-599	72.50-112.00	94.55	112.00	500-599	62.00-98.00	84.50	98.00
400-499	73.00-123.00	108.00	123.00	400-499	64.00-109.00	98.60	109.00
399-	70.00-119.00	103.00	119.00	300-399	57.00-94.00	80.40	94.00

Stocker sale at: **Temiskaming Livestock Sales, Dec 7, 2009 – 132 stockers**

STEERS	Price Range	Avg	Top	HEIFERS	Price Range	Avg	Top
800-899	87.00-89.00	87.43	89.00	500-599	76.00-92.50	87.43	92.50
700-799	85.00-106.00	95.96	106.00				
600-699	101.00-107.00	104.19	107.00				
500-599	90.00-115.00	108.80	115.00				
400-499	95.00-110.50	105.40	120.00				

Stocker sale at: **Vankleek Hill Livestock Exchange, Dec 7, 2009 – 156 stockers**

STEERS	Price Range	Avg	Top	HEIFERS	Price Range	Avg	Top
600-699	70.00-100.00	81.26	100.00	600-699	30.00-93.00	69.03	93.00
500-599	54.00-103.00	79.95	103.00	500-599	68.00-93.00	77.06	93.00
400-499	48.00-111.00	81.85	111.00	400-499	75.00-96.00	75.89	96.00
399-	82.00-108.00	97.28	108.00	300-399	72.00-106.00	89.12	106.00

Stocker sale: **Community Livestock Exchange (Hoards), Dec 8, 2009- 319 stockers**

STEERS	Price Range	Avg	Top	HEIFERS	Price Range	Avg	Top
800-899	49.00-88.50	74.16	88.50	900+	44.50-75.50	68.80	75.50
700-799	51.50-95.50	81.94	95.50	600-699	49.00-89.00	75.02	89.00
600-699	65.00-110.00	93.60	110.00	500-599	75.00-95.00	86.24	95.00
500-599	76.00-132.00	99.84	132.00	400-499	65.00-125.00	89.40	125.00
400-499	69.00-134.00	106.46	134.00				

Stocker sale at: **Keady Livestock Market, Dec 8, 2009- 1,354 stockers**

STEERS	Price Range	Avg	Top	HEIFERS	Price Range	Avg	Top
1000+	89.25-96.00	93.46	96.00	900+	66.50-81.00	73.25	81.00
900-999	94.25-100.50	97.52	101.50	800-899	92.25-98.50	97.35	98.50
800-899	94.00-100.00	98.16	100.00	700-799	87.00-97.75	95.08	97.75
700-799	82.00-100.50	91.75	100.50	600-699	77.00-102.25	94.96	102.25
600-699	96.50-111.50	106.69	111.50	500-599	90.00-113.00	101.46	114.50
500-599	111.00-133.00	122.93	133.00	400-499	97.00-117.00	107.76	117.00
400-499	115.00-134.50	125.14	134.50	300-399	94.00-117.00	106.78	117.00
399-	120.00-138.00	130.50	138.00				

Stocker sale: **Renfrew Pontiac Livestock, Dec 8, 2009- 366 stockers**

STEERS	Price Range	HEIFERS	Price Range
800-899	89.00-93.50	800-899	81.00-89.00
700-799	93.00-98.00	700-799	84.00-92.00
600-699	99.00-105.00	600-699	90.00-98.00
500-599	107.00-115.50	500-599	95.00-105.00
400-499	114.00-121.00	400-499	105.00-111.00
		300-399	106.00-119.50

Stocker sale: **Ontario Livestock Exchange –Dec 9, 2009 – 529 stockers**

STEERS	Price Range	Avg	Top	HEIFERS	Price Range	Avg	Top
+1000	85.25-92.00	88.60	95.25	900+	53.00-84.50	81.39	84.50
900-999	85.50-93.25	89.09	99.25	700-799	86.50-88.00	87.22	88.00
800-899	85.50-91.00	88.97	97.00	600-699	75.50-85.50	81.21	85.50
700-799	80.50-98.75	94.39	98.75				

Stocker Sale at: **Ontario Livestock Exchange, Dec 10, 2009 – 192 stockers**

STEERS	Price Range	Avg	Top	HEIFERS	Price Range	Avg	Top
800-899	75.50-86.00	81.46	86.00	800-899	63.00-76.50	70.56	76.50
600-699	89.00-96.00	93.75	98.00	700-799	55.50-80.00	67.50	82.00
500-599	81.00-97.00	94.37	112.00	600-699	72.00-87.00	80.50	87.00
400-499	87.00-111.00	98.38	111.00	500-599	77.00-99.00	87.09	99.00
399-	54.00-116.00	76.88	116.00	400-499	71.00-93.00	80.00	93.00
				300-399	45.00-95.00	71.11	101.00

Stocker Sale at: **Ontario Stockyards Inc, Dec 10, 2009 – 1,585 stockers**

STEERS	Price Range	Avg	Top	HEIFERS	Price Range	Avg	Top
1000+	79.00-91.50	88.21	91.50	900+	78.25-90.0	82.45	90.00
900-999	85.75-90.00	88.44	93.00	800-899	79.00-84.25	81.52	84.25
800-899	75.50-96.25	88.10	101.50	700-799	70.00-93.25	84.65	93.25
700-799	85.00-102.00	95.15	106.00	600-699	84.50-99.00	92.01	103.00
600-699	97.00-107.00	101.84	110.00	500-599	83.00-105.00	93.68	111.00
500-599	105.50-120.50	112.05	120.50	400-499	90.00-114.00	102.95	116.00
400-499	110.00-125.00	118.04	126.50	300-399	94.00-116.00	105.74	117.00
399-	111.00-128.00	120.88	130.00	299-	98.00-115.00	102.55	115.00

Stocker Sale at: **Ottawa Livestock Exchange, Dec 10, 2009- 209 stockers**

STEERS	Price Range	Avg	Top	HEIFERS	Price Range	Avg	Top
600-699	87.00-103.00	95.21	103.00	600-699	77.00-91.00	83.17	91.00
500-599	82.00-102.00	91.09	115.00	500-599	86.00-98.00	90.54	98.00
400-499	91.00-116.00	103.24	119.00	400-499	81.00-97.00	88.97	101.00
399-	76.00-116.00	99.44	116.00	300-399	87.00-105.00	96.50	105.00

Stocker Sale at: **Brussels Livestock, Dec 10, 2009 – 278 stockers**

STEERS	Price Range	Avg	Top	HEIFERS	Price Range	Avg	Top
400-499	93.00-115.00	107.02	119.00	400-499	94.00-108.00	101.40	125.00
399-	89.00-116.00	107.07	116.00	300-399	93.00-110.00	102.81	133.00

ONTARIO STOCKER & FEEDER TRADE SPECIAL FALL SALES

Stocker sale at: **Denfield Livestock Exchange- Dec 5, 2009- 198 stockers.**

STEERS	Price Range	HEIFERS	Price Range
900-999	78.00-90.50	900+	80.00-88.00
800-899	79.00-87.00	800-899	75.00-89.50
700-799	82.00-96.50	700-799	80.00-95.50
600-699	90.00-103.00	600-699	86.00-93.50
500-599	80.00-108.50	500-599	90.00-107.50
400-499	80.00-109.50	400-499	90.00-108.50
399-	119.00-200.00		

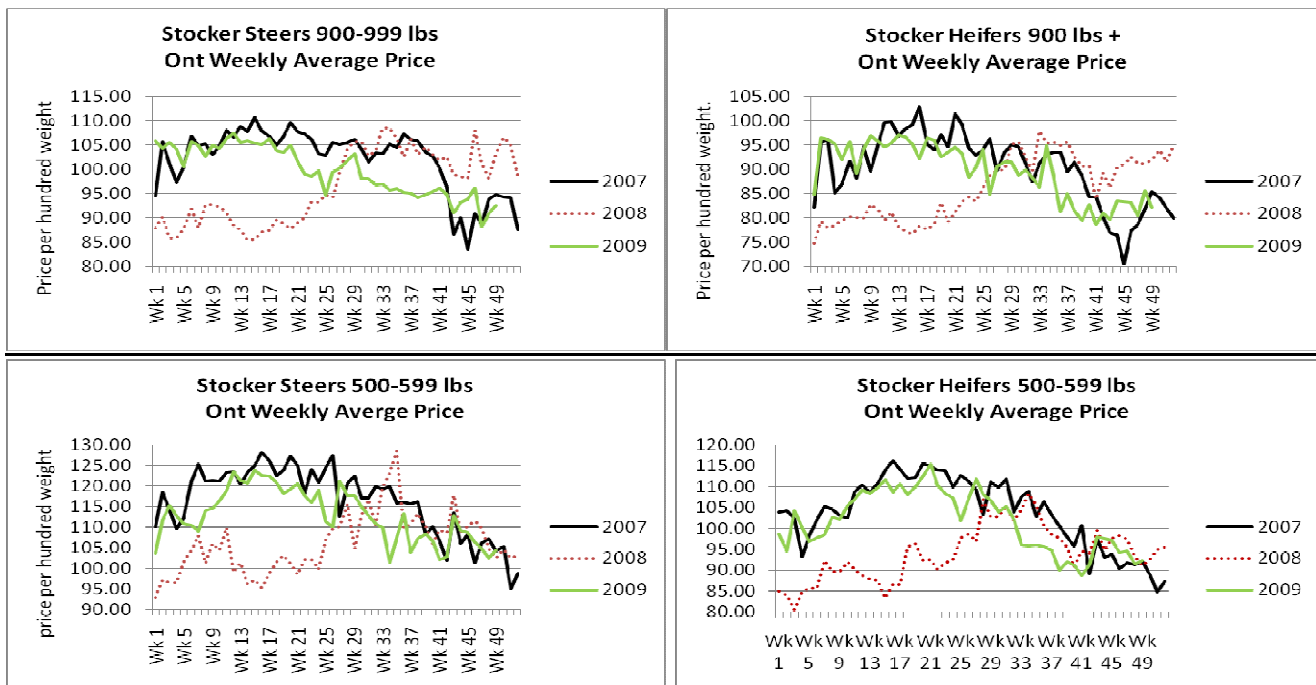
Stocker sale at: **Ottawa Livestock Exchange, Dec 5, 2009 – 415 stockers**

STEERS	Price Range	Avg	Top	HEIFERS	Price Range	Avg	Top
800-899	79.00-91.00	83.57	91.00	700-799	74.00-89.00	82.70	89.00
700-799	85.00-95.00	91.16	95.00	600-699	85.00-94.00	89.90	94.00
600-699	86.00-96.00	90.77	97.00	500-599	85.00-97.00	90.66	97.00
500-599	83.00-97.00	91.50	98.00	400-499	80.00-98.00	89.95	98.00
400-499	87.00-104.00	96.59	109.00	300-399	75.00-102.00	90.35	102.00
300-399	84.00-108.00	99.11	108.00				

Stocker sale at: **Kawartha Lakes Coop Auction Mkt, Dec 9, 2009 – 840 stockers**

STEERS	Price Range	Avg	Top	HEIFERS	Price Range	Avg	Top
1000+	75.25-76.00	75.55	76.00	900+	73.00-74.75	74.40	74.75
900-999	81.50-93.00	88.40	93.00	800-899	77.25-82.25	80.15	82.25
800-899	63.00-98.00	91.46	98.00	700-799	72.00-88.00	84.42	88.00
700-799	76.50-104.50	93.37	104.50	600-699	74.75-100.00	90.13	100.00
600-699	84.00-110.50	98.72	110.50	500-599	75.00-105.50	95.46	105.50
500-599	95.00-119.50	107.10	119.50	400-499	83.00-113.50	102.15	113.50
400-499	94.00-132.50	120.85	132.50	300-399	93.00-105.00	100.03	105.00
300-399	120.00-132.50	123.34	132.50				

Stockers traded brisk at higher prices. Evening Bred Cow sale- Wed Dec 16th @ 6pm- 150 expected.



ALBERTA DIRECT TRADE

Week Ending **Thursday Dec 10, 2009**

Steers	Live	73.60-74.75	Flat rail	1264.85-126.30
Heifers	Live	73.60-75.75	Flat rail	124.85-126.30

U.S. TRADE (U.S. funds)

Week Ending **Thursday Dec 10, 2009**

Weekly range for choice and select steers and heifers	Live	79.00-80.00
	Rail	127.00-129.00

QUEBEC ELECTRONIC AUCTION MARKET (F.O.B. the feedlot)

Week Ending **Thursday Dec 10, 2009** Price
A1, A2 Steers 129.00-131.25

CANADIAN BOXED BEEF CUT-OUT VALUES

Week Ending	AAA	AA
Nov 27, 2009	1.4390	1.4247
Nov 20, 2009	1.4415	1.4282
Nov 13, 2009	1.4268	1.4559

U.S. BOXED BEEF CUT-OUT VALUES (U.S. funds)

	Choice 600-900	Select 600-900
Current 5 day average:	136.21	129.49

USDA ESTIMATED CATTLE KILL

	Week Ending	Previous Week	Year Ago
	Dec 10, 2009		
Grand Total	613,000	638,000	608,000

AVERAGE CARCASS WEIGHTS – CANADA

	Steers	Heifers
Dec 5, 2009	875	824
Nov 29, 2008	841	802

FEDERALLY INSPECTED CANADIAN KILL

	Week Ending	YTD	% of Yr. Ago
	Dec 5, 2009		
Grand Total	59,822	2,920,527	98%
Alberta Slaughter	43,931	2,192,043	106%
Ontario Slaughter	11,381	510,779	98%

LIVE CATTLE EXPORTS-ONTARIO

	Week ending Nov 21, 09	Week ending Nov 14, 09	Year to Date
Total live slaughter cattle exported from Ont to the US.	4,241	3,181	121,895
Steers & Heifers	3,156	2,135	96,971
Cows	1,004	1,040	23,634
Bulls	81	6	1,290

LIVE CATTLE-CANADA

	IMPORTS Jan 1 – Sept 30, 09	EXPORTS Jan 1 – Nov 28, 09
Pure bred	1,170	Slaughter steers & heifers 484,335
Non-pure bred	38,957	Feeder steers & heifers 250,001
		Cows & Bulls 182,431

BEEF EXPORTS

	United States Jan 1– Dec 5	Mexico Jan 1- Sept 30
Total	246,683 tonnes	30,185 tonnes

BEEF PRODUCTION

	Jan 1 – Dec 5, 09	Last Year Same Time	% Change
Fed	879,624 tonnes	851,778 tonnes	+3.3%
Non-fed	176,197 tonnes	218,136 tonnes	-19.2%

BEEF IMPORTS

	Jan 1 – Nov 28, 09	Last Year Same Time	% Change
United States	111,019 tonnes	106,997 tonnes	+3.8%
Non-NAFTA	48,401 tonnes	28,180 tonnes	+71.8%
Total	161,140 tonnes	137,250 tonnes	+17.4%

CHICAGO MERCANTILE EXCHANGE

Closing quotes on futures today were as follows:

Live Cattle			Feeder Cattle			Corn			Soybeans			Canadian \$		
\$/cwt US			\$/cwt US			\$/bu US		¢/bu	\$/bu US		¢/bu			
Dec	80.15	+1.05	Jan	91.57	+0.85	Dec	3.892	+12.0	Jan	10.350	+8.0	Spot	94.29	-0.94
Feb	83.27	+1.10	Mar	92.37	+0.72	Mar	4.044	+11.4	Mar	10.430	+7.2	Dec	94.28	-0.94
Apr	86.42	+1.05	Apr	94.17	+0.52	May	4.154	+11.4	May	10.490	+6.4	Mar	94.28	-0.94
Jun	84.27	+0.77	May	95.20	+0.50	Jul	4.250	+11.2	Jul	10.534	+5.6	Jun	94.29	-0.93
Aug	84.55	+0.70	Aug	97.40	-0.30	Sep	4.312	+10.6	Aug	10.484	+5.0	Sep	94.26	-0.94
Oct	87.80	+0.80	Sep	97.70	+0.17	Dec	4.382	+9.4	Sep	10.310	+2.0	Dec	94.20	-0.92

Ontario Cattlemen's Association, 130 Malcolm Rd., Guelph, ON N1K 1B1 Phone: (519) 824-0334 Fax: (519) 824-1930 or email: mkinfo@cattle.guelph.on.ca or visit our web site at www.ontariocattlemen.com

Upcoming Ontario Auction Markets Special Fall Stocker Sales

Dec 14	7:00 pm	Maple Hill Auction Ltd	Stocker sale
Dec 16	6:00 pm	Kawartha Lakes Coop Auction Mkt	Evening Bred Cow Sale

Correction to: Auction Markets Holiday Sale Schedules 2009.

Talbotville Livestock Exchange	Dec 12 & 19- Regular sale plus - Special Goat & Lamb Sales Dec 26- Closed- No Sale
--------------------------------	--

Comments for the week ending Dec 10, 2009

There were 1,624 fed cattle sold through auction markets up 135 from last week and 455 more than last year at this time. Steers traded from \$75.01-\$80.46 averaging \$77.92 down \$0.50 from last week and \$21.70 lower than last year at this time. Heifers sold from \$74.08-\$79.99 averaging \$77.69 down \$1.24 from last week and \$20.27 lower than year ago prices. Auction markets reported moderate trade with prices from steady to under pressure up to \$1.00 lower. One auction reported that heifers outsold steers.

There were 2,941 slaughter cows sold through auction markets down 767 from last week and 11 more than the same time last year. Slaughter cows traded from \$27.44-\$41.59 averaging \$34.10 up \$0.09 from last week and \$5.48 lower than year ago prices. Auction markets reported prices from steady to \$2.00 easier.

There were 8,242 replacements sold through auction markets up 31.8% from last week and 26% more than last year at this time. Auction markets reported active trade with prices for calves from fully steady to stronger. Yearlings were reported as barely steady to steady with one report of higher prices. Actual average prices saw all categories of steers steady to \$2.00 higher with the exception of steers 800-900 lbs which averaged \$3.32 higher. All categories of heifers averaged \$1.00-\$4.00 stronger except heifers over 800 lbs which were \$2.24 lower on average.

Ontario railgrade prices reported for the week averaged \$1.25 lower than last week. Steers started the week at \$133-\$136 down to \$131-\$136 by mid week. Heifers followed the same trend starting at \$132-\$135 down to \$130-\$135 by mid week.

Alberta's fed cattle market was moderate to active on Wednesday with prices \$1.00-\$2.00 lower. Steers sold from \$73.60-\$74.75 live and \$124.85-\$126.30 flat rail. Heifers traded from \$73.60-\$75.75 live and \$124.85-\$126.30 flat rail.

U.S. cash cattle trade was light to moderate on Wednesday with southern trade \$1.00-\$2.00 lower at \$79.00-\$80.00 live. Scattered sales in the north were \$1.00-\$3.00 lower from \$127-\$129 dressed. Moderate trade in the north Thursday was \$3.00 lower than last week at \$127.00 dressed.