

**Week Ending Thursday May 20, 2010**

The following information is collected from various sources and disseminated by the Ontario Cattlemen's Association.

## ONTARIO DIRECT TO PACKER RAILGRADE CATTLE TRADE

This is a summary for the week of rail grade prices on a carcass weight basis, before grade and weight discounts.

**A grade steers** 156.00-157.00  
**A grade heifers** 155.00-156.00

## ONTARIO LIVE CATTLE TRADE

Ontario auction sales this **week** saw weighted average price ranges for

### **FED CATTLE**

	<b>Price Range</b>	<b>Average</b>	<b>Top</b>	<b>Last week Avg</b>
Large Frame Steers +1250	88.89-101.08	95.11	107.00	91.46
Medium Frame Steers +1250	89.10-97.08	93.63	106.00	91.82
Large & Medium Frame Steers + 1250	87.59-98.51	94.27	107.00	91.67
Large Frame Heifers + 1000	88.39-97.31	93.86	99.25	91.73
Medium Frame Heifers + 1000	87.56-96.01	93.26	99.25	87.40
Large & Medium Frame heifers + 1000	87.71-96.72	93.69	99.25	91.16
Cows- All Weights	43.31-58.92	51.71	86.00	50.86
Bulls- All Weights	58.75-74.92	66.13	100.00	65.48

### **STOCKERS-Large and Medium Frame**

<b>STEERS</b>	<b>Volume</b>	<b>Price Range</b>	<b>Average</b>	<b>Top</b>	<b>Last week Avg</b>
<b>1000+</b>	840	95.42-99.00	97.17	100.00	96.23
<b>900-999</b>	648	95.95-101.53	99.13	105.75	98.10
<b>800-899</b>	355	94.50-106.92	102.31	110.00	102.58
<b>700-799</b>	516	92.76-111.64	106.67	119.00	108.41
<b>600-699</b>	525	99.77-122.27	113.04	134.00	115.19
<b>500-599</b>	440	104.91-131.98	119.64	141.00	119.64
<b>400-499</b>	311	107.28-134.79	123.74	143.00	121.72
<b>-399</b>	87	101.47-140.11	122.07	180.00	111.84

<b>HEIFERS</b>	<b>Volume</b>	<b>Price Range</b>	<b>Average</b>	<b>Top</b>	<b>Last week Avg</b>
<b>+900</b>	306	89.35-97.36	94.26	102.75	91.20
<b>800-899</b>	638	93.25-100.78	97.34	104.25	94.59
<b>700-799</b>	692	85.09-103.85	98.71	109.00	97.88
<b>600-699</b>	644	93.56-109.55	103.52	117.00	103.98
<b>500-599</b>	470	95.93-114.52	106.93	124.50	106.18
<b>400-499</b>	276	101.43-121.09	112.88	132.00	108.25
<b>300-399</b>	67	105.39-123.88	115.72	160.00	103.73
<b>299-</b>	20	110.80-135.25	124.56	180.00	120.92

### At **Talbotville Livestock: Saturday May 15, 2010**

	<b>Price Range</b>	<b>Top</b>
<b>Good &amp; Choice Steers</b>	92.00-98.50	No fancies
<b>Good &amp; Choice Heifers</b>	91.00-95.75	No fancies
<b>Good Cows</b>	48.00-55.00	67.00
<b>Good heavy bulls</b>	Sales to 69.50	
<b>Good veal calves (no choice calves)</b>	61.00-70.00	

**At Kawartha Lakes Co-op Auction Market: May 15, 2010**

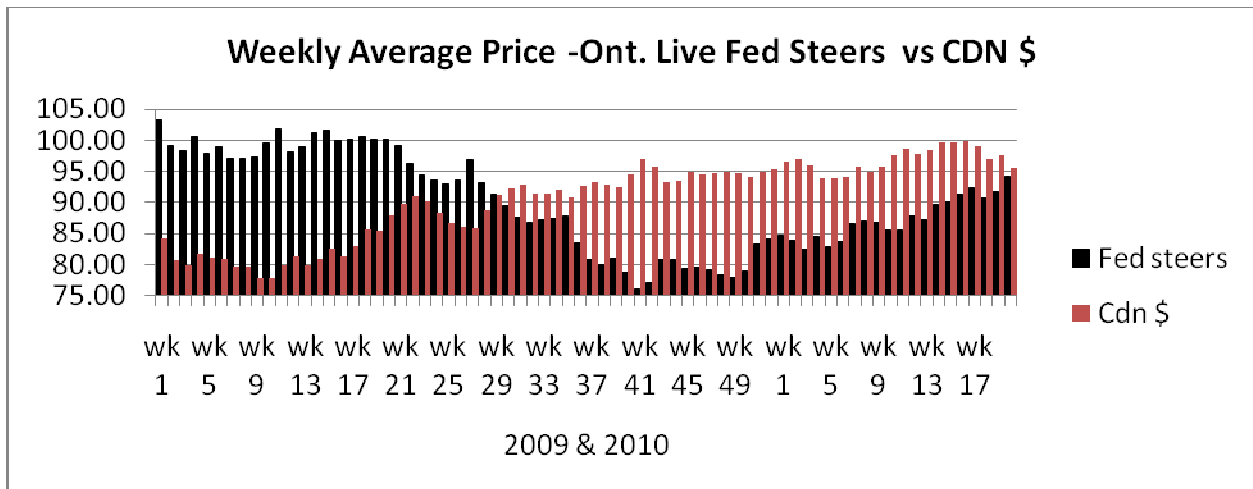
	Price Range	Average	Top
Cows	32.00-63.50	50.92	63.50
Bulls (all weights)	60.06-79.44	70.56	89.50

**At Denfield Livestock Exchange Inc. – May 18, 2010**

	Price Range		Price Range
Choice steers	95.00-99.00 top 102.00	Choice heifers	94.00-97.00
Good steers	92.00-95.00	Good heifers	90.00-94.00
Good beef cows	55.00-63.00	Good Hol veal	75.00-79.00
Good Hol cows	50.00-60.00 top 82.50	Plain Hol veal	65.00-75.00
D1 & D2 cows	40.00-50.00	Heavy Hol veal	55.00-65.00
D3 & D4 cows	30.00-40.00	Choice drop calves	175.00-230.00
Good beef bulls	55.00-63.00	Good drop calves	130.00-175.00
Good Hol Bulls	55.00-63.50	Plain & Newborns	75.00-125.00

**At Renfrew Pontiac Livestock Ltd– May 18, 2010**

	Price Range	Top
Replacement calves	50.00-75.00	140.00
Cows- D1 & D2	54.00-63.00	66.50
Cows- D3	49.00-54.00	
Cows- D4	40.00-48.50	
Bulls	60.00-72.00	74.00



**ONTARIO STOCKER & FEEDER TRADE**

Stocker sale at: **Brussels Livestock, May 14, 2010 – 1,416 stockers**

STEERS	Price Range	Avg	Top	HEIFERS	Price Range	Avg	Top
1000+	91.85-98.50	+5.36	98.50	900+	87.00-97.75	94.01	98.00
900-999	92.75-103.25	99.34	104.50	800-899	88.00-100.00	94.69	100.75
800-899	95.00-107.25	102.94	107.25	700-799	91.00-101.75	97.01	104.00
700-799	98.00-113.00	106.65	113.00	600-699	98.50-112.00	106.15	117.00
600-699	100.00-119.00	110.39	120.00	500-599	102.00-116.00	109.77	119.00
500-599	111.00-133.00	121.29	133.00	400-499	112.00-125.00	119.65	132.00
400-499	113.00-138.50	126.24	141.00	300-399	97.00-123.00	110.00	123.00
399-	125.00-138.00	132.00	138.00				

Stocker sale at: **MapleHill Auctions Ltd, May 17, 2010 – 540** stockers

<b>STEERS</b>	Price Range	Avg	Top	<b>HEIFERS</b>	Price Range	Avg	Top
<b>800-899</b>	92.50-106.50	101.27	106.50	<b>900+</b>	102.75	102.75	102.75
<b>700-799</b>	99.25-105.50	102.76	111.50	<b>800-899</b>	99.85-104.25	101.41	104.25
<b>600-699</b>	104.50-112.75	110.00	112.75	<b>700-799</b>	101.50-103.25	102.82	103.75
				<b>600-699</b>	85.00-102.50	93.75	102.50
				<b>500-599</b>	107.00-109.50	108.36	109.50

Stocker sale: **Community Livestock Exchange (Hoards), May 18, 2010- 251** stockers

<b>STEERS</b>	Price Range	Avg	Top	<b>HEIFERS</b>	Price Range	Avg	Top
<b>700-799</b>	60.00-112.00	99.46	112.00	<b>800-899</b>	52.00-93.50	82.50	93.50
<b>600-699</b>	85.00-112.50	101.86	112.50	<b>700-799</b>	60.00-103.00	88.52	103.00
<b>500-599</b>	86.00-127.00	108.69	127.00	<b>600-699</b>	73.00-110.50	100.40	110.50
<b>400-499</b>	74.00-132.00	114.86	132.00	<b>500-599</b>	70.00-*124.50	102.60	124.50
				<b>400-499</b>	65.00-112.00	97.61	112.00

Stocker sale at: **Keady Livestock Market, May 18, 2010- 1,290** stockers

<b>STEERS</b>	Price Range	Avg	Top	<b>HEIFERS</b>	Price Range	Avg	Top
<b>1000+</b>	100.00	100.00	100.00	<b>900+</b>	94.50-96.25	95.83	96.25
<b>900-999</b>	101.25-104.50	102.11	104.50	<b>800-899</b>	99.75-101.50	100.32	101.50
<b>800-899</b>	100.00-110.00	105.21	110.00	<b>700-799</b>	95.50-107.00	101.23	109.00
<b>700-799</b>	110.00-114.00	113.16	119.00	<b>600-699</b>	106.00-113.75	110.30	113.75
<b>600-699</b>	114.00-128.75	122.74	128.75	<b>500-599</b>	104.00-118.00	113.66	118.00
<b>500-599</b>	116.00-130.00	124.37	131.25	<b>400-499</b>	106.50-126.00	115.60	126.00
<b>400-499</b>	123.00-136.75	128.89	141.00	<b>300-399</b>	95.00-117.50	111.25	117.50
<b>399-</b>	118.50-140.00	129.00	140.00				

Stocker sale: **Renfrew Pontiac Livestock, May 18, 2010- 583** stockers

<b>STEERS</b>	Price Range	<b>HEIFERS</b>	Price Range
<b>900-999</b>	89.00-92.50	<b>800-899</b>	93.00-100.00
<b>800-899</b>	94.00-106.00	<b>700-799</b>	95.00-103.50
<b>700-799</b>	102.00-113.00	<b>600-699</b>	97.00-108.00
<b>600-699</b>	112.00-125.00	<b>500-599</b>	103.00-115.00
<b>500-599</b>	115.00-129.00	<b>400-499</b>	111.00-116.00
<b>400-499</b>	120.00-131.00	<b>300-399</b>	115.00-123.00

Stocker sale: **Ontario Livestock Exchange –May 19, 2010 – 1,068** stockers

<b>STEERS</b>	Price Range	Avg	Top	<b>HEIFERS</b>	Price Range	Avg	Top
<b>+1000</b>	96.50-99.50	97.81	99.50		N/T		
<b>900-999</b>	96.00-99.50	98.04	101.00				
<b>800-899</b>	96.25-107.00	102.70	107.00				
<b>700-799</b>	93.00-102.00	96.38	102.00				

Stocker Sale at: **Ontario Livestock Exchange, May 20, 2010 –174** stockers

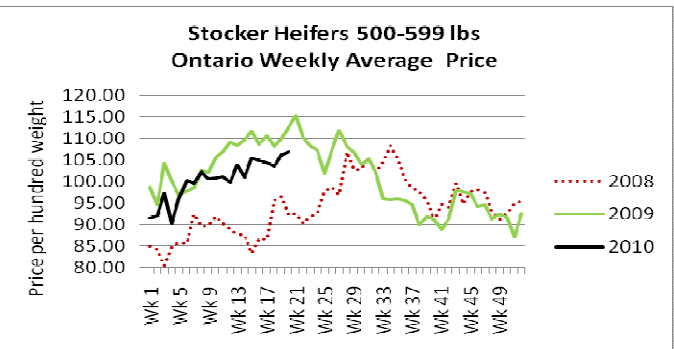
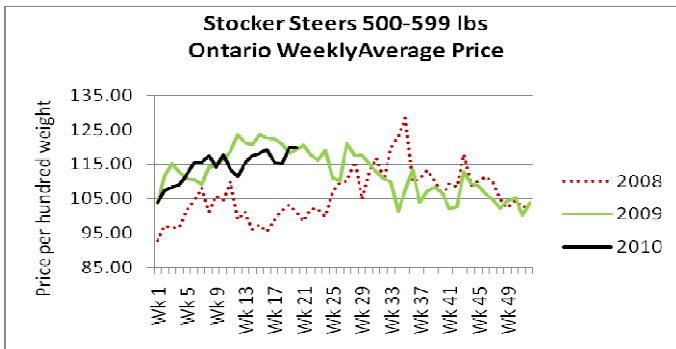
<b>STEERS</b>	Price Range	Avg	Top	<b>HEIFERS</b>	Price Range	Avg	Top
<b>700-799</b>	94.00-99.00	95.45	99.00	<b>800-899</b>	85.50-95.00	90.73	95.00
<b>600-699</b>	102.50-118.50	113.31	118.50	<b>600-699</b>	90.00-102.00	95.88	104.00
<b>500-599</b>	112.50-118.50	115.36	131.00	<b>500-599</b>	82.00-105.50	94.25	105.50
<b>400-499</b>	107.00-120.50	111.69	124.50	<b>400-499</b>	86.00-113.00	96.88	113.00
				<b>300-399</b>	102.00-112.00	106.18	112.00

Stocker Sale at: **Ontario Stockyards Inc, May 20, 2010 – 1,058 stockers**

STEERS	Price Range	Avg	Top	HEIFERS	Price Range	Avg	Top
1000+	75.00-97.00	91.39	97.00	900+	81.00-95.00	88.87	95.00
900-999	91.50-105.75	100.28	105.75	800-899	84.50-96.00	92.51	96.00
800-899	95.00-108.50	105.19	108.50	700-799	91.00-105.25	98.63	105.25
700-799	95.50-110.50	105.56	115.25	600-699	98.00-111.50	104.53	111.50
600-699	91.75-122.00	108.11	134.00	500-599	99.00-117.25	109.88	119.00
500-599	110.00-141.00	125.93	141.00	400-499	104.00-126.00	118.38	126.00
400-499	113.00-143.00	127.71	143.00	300-399	108.00-127.00	118.57	127.00
399-	101.00-137.00	122.38	140.00				

Stocker Sale at: **Ottawa Livestock Exchange, May 20, 2010 – 217 stockers**

STEERS	Price Range	Avg	Top	HEIFERS	Price Range	Avg	Top
700-799	84.00-109.00	97.17	109.00	700-799	70.00-93.00	85.27	93.00
600-699	96.00-119.00	110.73	119.00	600-699	83.00-102.00	95.39	104.00
500-599	102.00-129.00	115.78	135.00	500-599	96.00-110.00	103.35	110.00
400-499	106.00-128.00	119.64	128.00	400-499	91.00-119.00	105.68	119.00
399-	86.00-150.00	115.38	170.00				



**ONTARIO BRED COW SALES**

**Kawartha Lakes Coop Auction Market, May 19, 2010- 110 Bred cows, 50 Cow/Calf pairs**

	Exotic and Exotic X	British and British X
Top quality bred cows	\$1000-\$1200	\$800-\$1000
Avg quality bred cows	\$800-\$1000	\$600-\$800
Top quality cow/calf pairs	\$1200-\$1400	\$900-\$1100
Avg quality cow/calf pairs	\$850-\$1150	\$700-\$900

Cows sold on an active trade.

**ALBERTA DIRECT TRADE**

Week Ending **Thursday May 20, 2010**

<b>Steers</b>	<b>Live</b>	<b>89.35-91.50</b>	<b>Flat rail</b>	<b>150.75-151.85</b>
<b>Heifers</b>	<b>Live</b>	<b>90.00-91.50</b>	<b>Flat rail</b>	<b>150.75-151.85</b>

**U.S. TRADE (U.S. funds)**

Week Ending **Thursday May 20, 2010**

Weekly range for choice and select steers and heifers	<b>Live</b>	<b>95.00-98.00</b>
	<b>Rail</b>	<b>154.00-157.00</b>

**QUEBEC ELECTRONIC AUCTION MARKET (F.O.B. the feedlot)**

Week Ending <b>Thursday May 20, 2010</b>	<b>Price</b>
<b>A1, A2 Steers</b>	<b>157.00-158.00</b>

### CANADIAN BOXED BEEF CUT-OUT VALUES

<b>Week Ending</b>	<b>AAA</b>	<b>AA</b>
May 7, 2010	1.7680	1.7554
April 30, 2010`	1.7549	1.7297
Apr 23, 2010	1.7398	1.7247

### U.S. BOXED BEEF CUT-OUT VALUES (U.S. funds)

	<b>Choice 600-900</b>	<b>Select 600-900</b>
<b>Current 5 day average:</b>	168.60	163.54

### USDA ESTIMATED CATTLE KILL

	<b>Week Ending</b>	<b>Previous Week</b>	<b>Year Ago</b>
	May 21, 2010		
<b>Grand Total</b>	681,000	671,000	685,000

### AVERAGE CARCASS WEIGHTS – CANADA

	<b>Steers</b>	<b>Heifers</b>
<b>May 15, 2010</b>	825	755
<b>May 16, 2009</b>	820	756

### PROVINCIAL SLAUGHTER

	<b>April 2010</b>	<b>April 2009</b>
<b>Steers</b>	3,761	3,814
<b>Heifers</b>	2,485	2,777
<b>Cows</b>	782	1,040
<b>Bulls</b>	1,535	1,601

### FEDERALLY INSPECTED CANADIAN KILL

	<b>Week Ending</b>	<b>YTD</b>	<b>% of Yr. Ago</b>
	May 15, 2010		
<b>Grand Total</b>	74,760	1,171,198	103%
<b>Alberta Slaughter</b>	57,545	885,074	109%
<b>Ontario Slaughter</b>	13,223	214,318	107%

### LIVE CATTLE EXPORTS-ONTARIO

	<b>Week ending May 1,10</b>	<b>Week ending Apr 24,10</b>	<b>Year to Date</b>
Total live slaughter cattle exported from Ont to the US.	3,020	2,489	53,862
Steers & Heifers	2,218	1,742	35,919
Cows	724	668	16,863
Bulls	78	79	1,080

### BEEF EXPORTS-

	<b>United States Jan 1– May 15</b>	<b>Mexico Jan 1- March 31</b>
<b>Total</b>	102,065 tonnes	11,643 tonnes

### LIVE CATTLE-CANADA

	<b>IMPORTS Jan 1- March 31</b>	<b>EXPORTS Jan 1- May 8</b>
<b>Pure bred</b>	544	Slaughter steers & heifers 256,922
<b>Non-pure bred</b>	14,208	Feeder steers & heifers 101,181
		Cows & Bulls 90,038

### BEEF PRODUCTION

	Jan 1– May 15	Last Year Same Time	% Change
Fed	359,616 tonnes	332,632 tonnes	+8.1%
Non-fed	68,333 tonnes	71,091 tonnes	-3.9%

### BEEF IMPORTS

	Jan 1– May 8	Last Year Same Time	% Change
United States	39,677 tonnes	35,858 tonnes	+10.7%
Non-NAFTA	19,196 tonnes	27,710 tonnes	-30.7%
Total	60,229 tonnes	63,951 tonnes	-5.8%

### CHICAGO MERCANTILE EXCHANGE

Closing quotes on futures today were as follows:

Live Cattle		Feeder Cattle		Corn		Soybeans		Canadian \$	
\$/cwt US		\$/cwt US		\$/bu US ¢/bu		\$/bu US ¢/bu			
Jun	91.37 -0.07	May	108.75 -0.05	Jul	3.690 +7.0	Jul	9.410 -3.0	Spot	94.15 +0.24
Aug	90.62 +0.15	Aug	110.15 -0.27	Sep	3.766 +7.2	Aug	9.332 -1.6	Jun	94.10 +0.20
Oct	91.87 +0.35	Sep	109.92 -0.7	Dec	3.852 +6.6	Sep	9.152 -1.6	Sep	94.07 +0.20
Dec	93.30 -0.07	Oct	110.00 -0.20	Mar	3.972 +6.4	Nov	9.074 -0.4	Dec	94.04 +0.22
Feb	94.60 -0.15	Nov	109.50 -0.30	May	4.054 +6.4	Jan	9.160 -1.0	Mar	93.90 +0.20
Apr	95.62 -0.27	Jan	108.00 -0.10	Jul	4.124 +6.2	Mar	9.226 -2.0	Jun	93.74 +0.20

Ontario Cattlemen's Association, 130 Malcolm Rd., Guelph, ON N1K 1B1 Phone: (519) 824-0334 Fax: (519) 824-1930 or email:

[mktinfo@cattle.guelph.on.ca](mailto:mktinfo@cattle.guelph.on.ca) or visit our web site at

### Upcoming Special Stocker Sales

May 24	7:00 pm	Maple Hill Auctions Ltd	Stocker sale
May 25		Keady Livestock Market	Bred Cows sale-2 Herd dispersals after regular sale
May 26	11:00 am	Kawartha Lakes Coop Auction Market	Stocker sale
May 26	7:00 pm	Vankleek Hill Livestock Exchange	Stocker sale

#### To *Ontario Beef* Subscribers:

If you wish to continue receiving *Ontario Beef* magazine, please ensure your mailing address is complete. When it's not, the mail is returned and that imposes significant and unnecessary costs on the Ontario Cattlemen's Association.

If your mail is delivered to a Post Office Box, please ensure that we have that address. If your mail is delivered to your home, please ensure that we have the complete civic address and fire number.

As well, if you have experienced trouble in receiving your copy of *Ontario Beef*, please contact the Circulation Coordinator at 519-824-0334 or toll free at 1-866-370-2333 or email Donna Corbett at [accounts@cattle.guelph.on.ca](mailto:accounts@cattle.guelph.on.ca)

If you currently **do not receive the *Ontario Beef* magazine (which is free of charge to members) and are still active in the beef industry, and would like to receive the magazine, please contact the Coordinator listed above.**

#### Comments for the week ending May 20, 2010

The live fed cattle market saw a stronger week of trade. There were 1,294 fed cattle sold through auction markets up 71 from last week 301 more than last year at this time. Steers traded from \$87.57-\$98.51 averaging \$94.27 up \$2.60 from last week and \$5.80 lower than last year at this time. Heifers traded from \$87.71-\$96.72 averaging \$93.69 up \$2.53 from last week and \$5.34 lower than the same time last year. Auction markets reported sales were steady and strong to \$1.00 higher early in the week. As the week progressed, trade was reported as active and stronger with prices up to \$3.00 higher.

The slaughter cow market continued to trend higher for the fifth consecutive week. There were 2,255 slaughter cows sold through auction markets up 76 from last week and 323 more than last year at this time. Slaughter cows ranged from \$43.31-\$58.92 averaging \$51.70 up \$0.84 from last week and \$0.20 higher than the same time last year. Auction markets reported strong active trading right across the board with prices ranging from steady to stronger to \$2.00 higher at one sale midweek.

There were 6,835 replacements sold through auction markets down 20.1% from last week and 64% more than the same time last year. Auction markets reported grass type cattle as trading on strong demand up to \$4.00 higher. Heavier short keep cattle were reported as trading on a strong active trade with prices steady.

Ontario railgrade prices for this week averaged \$0.50 higher than last week. Steers were reported at \$156-\$157 early week but by mid week were at \$157 dressed. Heifers started the week off at \$155-\$156 dressed with sales at \$156 by mid week.

Alberta's fed cattle market was slightly easier this week. Steers were reported from \$89.35-\$91.15 live and \$150.75-\$151.85 flat rail. Heifers traded from \$90.00-\$91.50 live and \$150.75-\$151.85 flat rail.

U.S. cash cattle trade was quite a bit softer this week as were cattle futures which were pressured lower by outside markets and losses to the stock markets. Monday saw light trade in Kansas with prices \$2.00 lower at \$98.00 live. Tuesday saw light to moderate trade in the south with prices another \$0.50 lower at \$97.50 live. Wednesday's trade was light to moderate in all feeding states with live prices \$1.00-\$2.00 lower yet again at \$95.00-\$96.00 live while dressed sales were \$4.00-\$6.00 lower than last week from \$154.00-\$157.00 dressed. Thursday saw more light trade with prices steady to Wednesday's lower market. More trade is possible today however it is not expected to surface before the Cattle On Feed Report is released late afternoon.