



Weekly Market Information Report



Week Ending Thursday June 10, 2010

The following information is collected from various sources and disseminated by the Ontario Cattlemen's Association.

ONTARIO DIRECT TO PACKER RAILGRADE CATTLE TRADE

This is a summary for the week of rail grade prices on a carcass weight basis, before grade and weight discounts.

A grade steers 157.00-162.00
A grade heifers 156.00-161.00

ONTARIO LIVE CATTLE TRADE

Ontario auction sales this **week** saw weighted average price ranges for

FED CATTLE

	Price Range	Average	Top	Last week Avg
Large Frame Steers +1250	87.56-98.00	93.23	105.00	94.67
Medium Frame Steers +1250	87.28-95.53	91.97	102.75	93.56
Large & Medium Frame Steers + 1250	87.60-97.43	93.11	105.00	94.09
Large Frame Heifers + 1000	88.22-96.66	92.88	100.50	93.73
Medium Frame Heifers + 1000	82.59-94.65	89.40	97.75	91.69
Large & Medium Frame heifers + 1000	85.76-96.49	92.00	100.50	93.16
Cows- All Weights	42.98-58.65	51.02	83.50	51.23
Bulls- All Weights	59.64-72.62	66.58	103.00	66.72

STOCKERS-Large and Medium Frame

STEERS	Volume	Price Range	Average	Top	Last week Avg
1000+	989	91.91-97.71	95.14	100.00	94.81
900-999	482	94.65-102.04	98.65	106.50	98.10
800-899	267	92.92-107.48	102.34	111.75	103.29
700-799	223	86.52-111.35	101.53	121.00	105.98
600-699	294	93.78-119.39	107.91	133.00	107.96
500-599	265	105.54-128.00	117.62	133.50	118.32
400-499	138	103.13-131.85	117.86	141.00	119.31
-399	76	98.28-132.38	117.53	185.00	118.24

HEIFERS	Volume	Price Range	Average	Top	Last week Avg
+900	601	88.29-94.90	92.22	100.25	88.43
800-899	418	92.31-103.21	98.73	105.25	96.70
700-799	303	93.55-105.38	100.66	112.25	97.35
600-699	396	89.78-109.70	102.80	116.50	100.94
500-599	297	93.04-115.06	105.99	129.00	104.21
400-499	108	96.05-116.30	107.27	128.00	108.50
300-399	50	101.56-125.08	111.98	137.00	99.79
299-	12	85.92-114.33	101.83	130.00	110.87

At **Talbotville Livestock: Saturday June 5, 2010**

	Price Range	Top
Good & Choice Steers	89.00-96.00	101.00
Good & Choice Heifers	90.50-96.00	98.75
Good Cows	60.00-64.00	
Export Cows	52.00-59.00	
Good heavy bulls	Sales to 61.00	

At Kawartha Lakes Co-op Auction Market: June 5, 2010

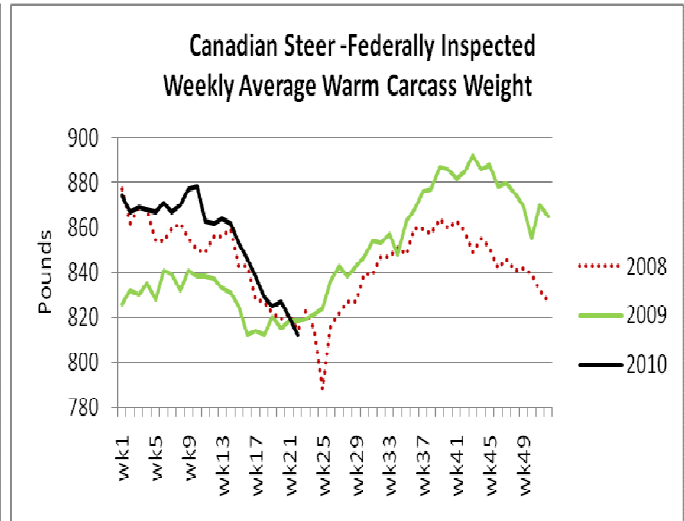
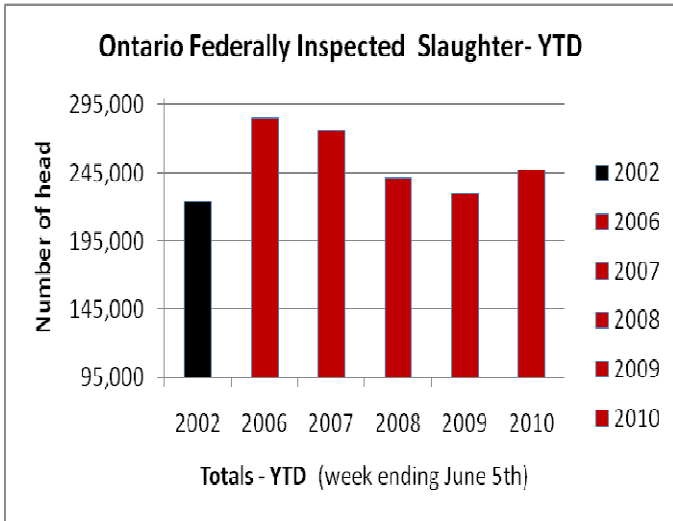
	Price Range	Average	Top
Cows	35.00-60.00	50.76	60.00
Bulls (all weights)	58.30-71.20	67.00	72.00

At Denfield Livestock Exchange Inc. – June 8, 2010

	Price Range		Price Range
Choice steers	94.00-97.00	Choice heifers	95.00-98.00 top 100.00
Good steers	90.00-94.00	Good heifers	92.00-95.00
Good beef cows	55.00-60.00 top 67.50	Good Hol veal	70.00-77.50
Good Hol cows	50.00-55.00	Plain & heavy Hol veal	65.00-70.00
D1 & D2 cows	45.00-50.00	Choice drop calves	175.00-225.00
D3 & D4 cows	40.00-45.00	Good drop calves	130.00-175.00
Good beef bulls	60.00-64.50	Plain & Newborns	80.00-125.00
Good Hol Bulls	55.00-64.00		

At Renfrew Pontiac Livestock Ltd– June 8, 2010

	Price Range	Top
Replacement calves	82.00	
Cows- D1 & D2	54.00-56.00	62.00
Cows- D3	48.00-53.50	
Cows- D4	40.00-47.00	
Bulls	58.00-69.00	72.00



ONTARIO STOCKER & FEEDER TRADE

Stocker sale at: **Brussels Livestock, June 4, 2010 – 1,860 stockers**

STEERS	Price Range	Avg	Top	HEIFERS	Price Range	Avg	Top
1000+	90.00-98.00	95.23	100.00	900+	90.00-96.75	93.81	97.00
900-999	93.50-101.75	97.65	104.75	800-899	94.25-104.60	98.49	104.60
800-899	94.50-111.75	105.73	111.75	700-799	92.00-103.00	98.29	103.00
700-799	97.00-116.50	107.63	116.50	600-699	94.00-110.00	104.28	116.50
600-699	103.00-119.00	112.46	125.00	500-599	100.00-117.25	110.35	117.25
500-599	110.00-130.00	119.54	133.50	400-499	109.00-120.00	117.96	128.00
400-499	126.00-141.00	132.97	141.00	300-399	117.00-131.00	124.00	131.00
399-	127.00-132.00	130.00	132.00				

Stocker sale at: **Kawartha Lakes Coop Auction Mkt, June 5, 2010 – 97** stockers

STEERS	Price Range	Avg	Top	HEIFERS	Price Range	Avg	Top
600-699	61.00-88.50	64.59	112.00	600-699	62.00-100.00	87.71	100.00
399-	60.00-114.00	88.83	114.00	500-599	72.00-112.00	97.22	112.00
				400-499	103.00-124.00	111.92	114.00
				300-399	81.00-120.00	96.60	120.00

Stocker sale: **Community Livestock Exchange (Hoards), June 8, 2010- 163** stockers

STEERS	Price Range	Avg	Top	HEIFERS	Price Range	Avg	Top
1000+				800-899	73.50-99.50	98.43	99.50
700-799	59.50-105.00	86.52	105.00	600-699	60.00-100.00	88.83	100.00
600-699	90.50-112.50	99.55	112.50	500-599	55.00-104.00	83.68	104.00
500-599	90.00-118.50	104.50	118.50				
400-499	77.50-131.00	97.75	131.00				

Stocker sale at: **Keady Livestock Market, June 8, 2010- 624** stockers

STEERS	Price Range	Avg	Top	HEIFERS	Price Range	Avg	Top
1000+	97.00-98.75	97.62	98.75	900+	94.50-96.00	95.05	100.00
900-999	105.00-106.50	105.73	106.50	800-899	100.00-103.25	101.43	103.25
800-899	100.00-109.00	104.71	109.00	700-799	105.00-110.25	106.53	112.25
700-799	94.00-110.00	104.68	114.00	600-699	107.00-115.75	114.28	115.75
600-699	111.00-118.00	114.80	118.00	500-599	104.00-129.00	118.04	129.00
500-599	119.00-132.00	126.71	132.00	400-499	106.00-124.00	115.20	124.00
400-499	115.00-130.00	123.67	130.00	300-399	123.00-132.50	127.90	132.50
399-	106.00-131.00	118.50	131.00				

Stocker sale: **Renfrew Pontiac Livestock, June 8, 2010- 234** stockers

STEERS	Price Range	HEIFERS	Price Range
800-899	94.00-105.50	800-899	89.00-97.50
700-799	102.00-112.50	700-799	96.00-105.00
600-699	110.0-122.00	600-699	98.00-106.50
500-599	115.00-129.00	500-599	105.00-116.00
400-499	120.00-131.00	400-499	112.00-118.00
		300-399	115.00-120.50

Stocker sale: **Ontario Livestock Exchange –June 9, 2010 – 908** stockers

STEERS	Price Range	Avg	Top	HEIFERS	Price Range	Avg	Top
+1000	92.25-98.00	95.34	99.50	900+	87.50-93.00	91.21	100.25
900-999	92.50-101.75	97.75	102.75	800-899	87.50-96.75	95.42	96.75
800-899	99.50-104.50	103.60	107.00				
700-799	96.00-100.50	96.64	100.50				

Stocker Sale at: **Ontario Livestock Exchange, June 10, 2010 –182** stockers

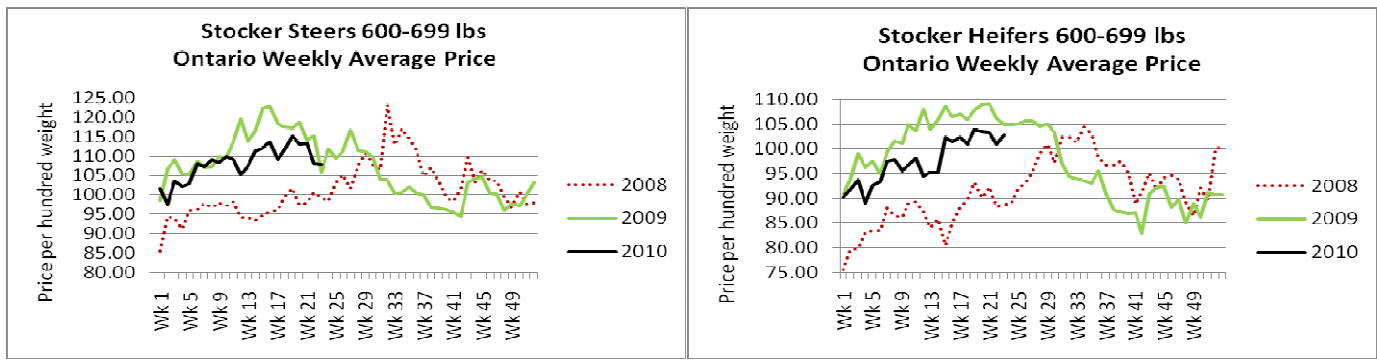
STEERS	Price Range	Avg	Top	HEIFERS	Price Range	Avg	Top
1000+	79.00-89.50	84.00	89.50	900+	74.00-86.50	81.95	86.50
900-999	88.00-91.50	89.58	91.50	600-699	91.00-101.00	98.14	101.00
700-799	73.00-101.00	90.65	104.50	500-599	85.00-108.00	96.40	111.00
600-699	102.00-110.50	105.71	111.00	400-499	104.00-119.00	108.85	122.00
500-599	91.00-115.50	102.8	123.00				
400-499	106.00-131.00	117.78	134.00				

Stocker Sale at: **Ontario Stockyards Inc, June 10, 2010 – 510 stockers**

STEERS	Price Range	Avg	Top	HEIFERS	Price Range	Avg	Top
1000+	85.25-98.00	91.87	98.00	900+	74.50-92.00	86.10	92.00
900-999	92.00-99.25	96.60	99.25	800-899	101.50-104.00	103.31	104.00
800-899	84.00-108.25	96.45	110.50	700-799	100.00-108.75	105.85	108.75
700-799	96.00-121.00	110.50	121.00	600-699	97.50-116.00	106.27	116.00
600-699	90.50-133.00	119.06	133.00	500-599	103.00-118.00	111.88	118.00
500-599	116.50-131.50	126.53	131.50	400-499	90.00-117.00	105.94	120.50
400-499	100.00-134.00	119.86	134.00	300-399	90.00-130.00	111.63	130.00
399-	108.00-137.00	120.01	144.00	299-	115.00-127.00	122.86	127.00

Stocker Sale at: **Ottawa Livestock Exchange, June 10, 2010 – 140 stockers**

STEERS	Price Range	Avg	Top	HEIFERS	Price Range	Avg	Top
700-799	85.00-108.00	97.27	108.00	600-699	87.00-110.50	101.55	110.50
600-699	82.00-124.00	104.82	124.00	500-599	96.00-109.00	102.40	109.00
500-599	102.00-129.00	115.19	129.00				
400-499	48.00-122.00	78.89	127.00				



ALBERTA DIRECT TRADE

Week Ending **Thursday June 10, 2010**

Steers	Live	85.75-88.75	Flat rail	142.75-148.85
Heifers	Live	86.75-88.50	Flat rail	142.75-148.85

U.S. TRADE (U.S. funds)

Week Ending **Thursday June 10, 2010**

Weekly range for choice and select steers and heifers	Live	92.00-93.00
	Rail	150.00-152.00

QUEBEC ELECTRONIC AUCTION MARKET (F.O.B. the feedlot)

Week Ending **Thursday June 10, 2010**

A1, A2 Steers	Price	157.00-158.00
----------------------	--------------	----------------------

CANADIAN BOXED BEEF CUT-OUT VALUES

Week Ending	AAA	AA
May 28, 2010	1.7355	1.6855
May 21, 2010	1.7608	1.7104
May 15, 2010	1.7745	1.7198

U.S. BOXED BEEF CUT-OUT VALUES (U.S. funds)

	Choice	Select
	600-900	600-900
Current 5 day average:	158.16	149.71

USDA ESTIMATED CATTLE KILL

	Week Ending June 12, 2010	Previous Week	Year Ago
Grand Total	661,000	625,000	666,000

AVERAGE CARCASS WEIGHTS – CANADA

	Steers	Heifers
June 5, 2010	812	738
June 6, 2009	818	757

FEDERALLY INSPECTED CANADIAN KILL

	Week Ending June 5, 2010	YTD	% of Yr. Ago
Grand Total	71,700	1,368,183	104%
Alberta Slaughter	56,824	1,038,557	109%
Ontario Slaughter	11,289	247,489	108%

LIVE CATTLE EXPORTS-ONTARIO

	Week ending May 22,10	Week ending May 15,10	Year to Date
Total live slaughter cattle exported from Ont to the US.	2,878	3,123	62,750
Steers & Heifers	2,106	2,466	42,669
Cows	649	573	18,709
Bulls	123	84	1,372

BEEF EXPORTS-

	United States Jan 1– June 5	Mexico Jan 1- April 30
Total	120,926 tonnes	17,277 tonnes

LIVE CATTLE-CANADA

	IMPORTS Jan 1- April 30	EXPORTS Jan 1- May 29
Pure bred	677	Slaughter steers & heifers 295,040
Non-pure bred	18,724	Feeder steers & heifers 122,503
		Cows & Bulls 101,063

BEEF PRODUCTION

	Jan 1– June 5	Last Year Same Time	% Change
Fed	419,806 tonnes	387,249 tonnes	+8.4%
Non-fed	77,961 tonnes	79,322 tonnes	-1.7%

BEEF IMPORTS

	Jan 1– May 29	Last Year Same Time	% Change
United States	45,886 tonnes	43,077 tonnes	+6.5%
Non-NAFTA	21,932 tonnes	31,277 tonnes	-29.9%
Total	69,309 tonnes	74,778 tonnes	-7.3%

CHICAGO MERCANTILE EXCHANGE

Closing quotes on futures today were as follows:

Live Cattle		Feeder Cattle		Corn		Soybeans		Canadian \$	
\$/cwt US		\$/cwt US		\$/bu US ¢/bu		\$/bu US ¢/bu			
Jun	89.50 -0.57	Aug	110.07 -0.15	Jul	3.494 +6.2	Jul	9.462 +11.2	Spot	96.43 -0.50
Aug	87.27 -0.50	Sep	109.85 -0.17	Sep	3.590 +6.4	Aug	9.292 +13.6	Jun	96.40 -0.54
Oct	88.65 -0.45	Oct	109.97 -0.17	Dec	3.710 +6.4	Sep	9.106 +11.0	Sep	96.35 -0.53
Dec	91.32 -0.40	Nov	109.30 -0.40	Mar	9.842 +6.6	Nov	9.092 +14.4	Dec	96.24 -0.54
Feb	92.75 -0.10	Jan	108.50 +0.0	May	3.932 +6.6	Jan	9.194 +14.4	Mar	96.01 -0.59
Apr	94.50 -0.20	Mar	107.50 +0.30	Jul	4.012 +5.6	Mar	9.254 +13.6	Jun	95.78 -0.59

Ontario Cattlemen's Association, 130 Malcolm Rd., Guelph, ON N1K 1B1 Phone: (519) 824-0334 Fax: (519) 824-1930 or email: mktinfo@cattle.guelph.on.ca or visit our web site at

Comments for the week ending June 10, 2010

The fed cattle market saw prices decline as the week progressed. There were 1,195 fed cattle sold through auction markets down 421 from last week and 172 more than last year at this time. Steers traded from \$87.60-\$97.43 averaging \$93.11 down \$0.98 from last week and \$1.28 lower than last year at this time. Heifers sold from \$85.76-\$96.49 averaging \$92.00 down \$1.16 from last week and \$0.75 lower than the same time last year. Auction markets early in the week reported prices as steady and strong up to \$2.00 higher. As the week progressed prices were reported as under pressure up to \$2.00 lower.

The slaughter cow market was basically steady this week with average prices \$6.01 above the same time last year. There were 2,291 slaughter cows sold through auction markets down 26 from last week and 507 more than last year at this time. Slaughter cows traded from \$42.98-\$58.65 averaging \$51.02 down \$0.21 from last week. Auction markets reported a good demand with prices holding steady.

There were 4,919 replacements sold through auction markets down 13.7% from last week and 22% more than the same time last year. Auction markets reported a strong active trade with prices steady to fully steady. Actual average prices saw steers 700-800 lbs down \$4.45 and 800-900 lbs down \$0.95. All other categories of steers were steady. Heifers on the other hand saw higher average prices this week with heifers over 500 lbs averaging \$1.78-\$3.31 stronger.

Ontario railgrade prices this week saw the top end of the range hold steady while the bottom end dropped as the week progressed. Steers were reported at \$159-\$162 early week down to \$157-\$162 by mid week. Heifers traded from \$158-\$161 early in the week down to \$156-\$161 by mid week. Average prices were \$0.25 lower than last week.

Alberta's fed cattle market was under some pressure this week with average prices \$2.00-\$2.50 lower than last week. Steers traded from \$85.75-\$88.75 live and \$142.75-\$148.85 flat rail. Heifers sold from \$86.75-\$88.50 live and \$142.75-\$148.85 flat rail.

The U.S. cash cattle was pressured lower this week by both eroding cattle futures and beef cut outs. Moderate trade in the south was \$2.00-\$2.50 lower at \$92.00-\$93.00 live while northern sales were \$4.00-\$5.00 lower at \$150.00-\$151.00 dressed with a few reported late Thursday at \$149.00. At time of reporting Friday afternoon, there was not new trade to report. It looks like cattle will be carried over to next week and packers could start next week off short bought.