



Weekly Market Information Report



Week Ending Thursday Jan 26, 2012

The following information is collected from various sources and disseminated by the Ontario Cattlemen's Association.

ONTARIO DIRECT TO PACKER RAILGRADE CATTLE TRADE

This is a summary for the week of rail grade prices on a carcass weight basis, before grade and weight discounts.

A grade steers	200.00-206.00
A grade heifers	199.00-205.00

ONTARIO LIVE CATTLE TRADE

Ontario auction sales this week saw weighted average price ranges for

FED CATTLE	Price Range	Average	Top	Last week Avg
Large Frame Steers +1250	117.89-126.55	122.94	139.00	123.47
Medium Frame Steers +1250	120.74-124.72	123.18	134.00	123.53
Large & Medium Frame Steers + 1250	119.38-126.44	123.25	139.00	123.61
Large Frame Heifers + 1000	113.87-124.29	120.69	130.00	122.52
Medium Frame Heifers + 1000	118.41-123.99	122.82	131.25	120.98
Large & Medium Frame heifers + 1000	116.14-125.42	122.00	131.25	121.96
Cows- All Weights	58.62-75.11	66.77	116.50	66.00
Bulls- All Weights	72.81-90.57	81.03	110.00	75.60

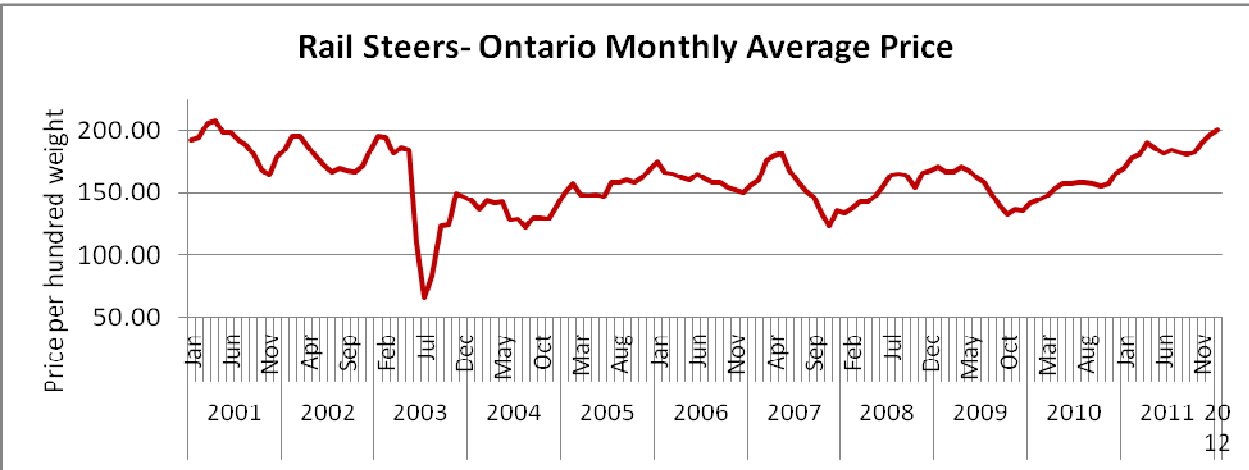
STOCKERS-Large and Medium Frame

STEERS	Volume	Price Range	Average	Top	Last week Avg
1000+	471	126.94-142.52	137.07	145.00	133.62
900-999	205	129.45-145.42	140.74	148.50	143.45
800-899	141	124.67-146.90	135.54	155.25	141.68
700-799	337	128.95-157.12	148.34	165.50	144.59
600-699	406	130.13-169.08	155.30	182.00	153.52
500-599	452	146.51-182.52	167.16	196.00	164.91
400-499	210	151.59-192.67	174.00	206.00	173.46
-399	162	110.18-189.23	154.28	206.00	149.35

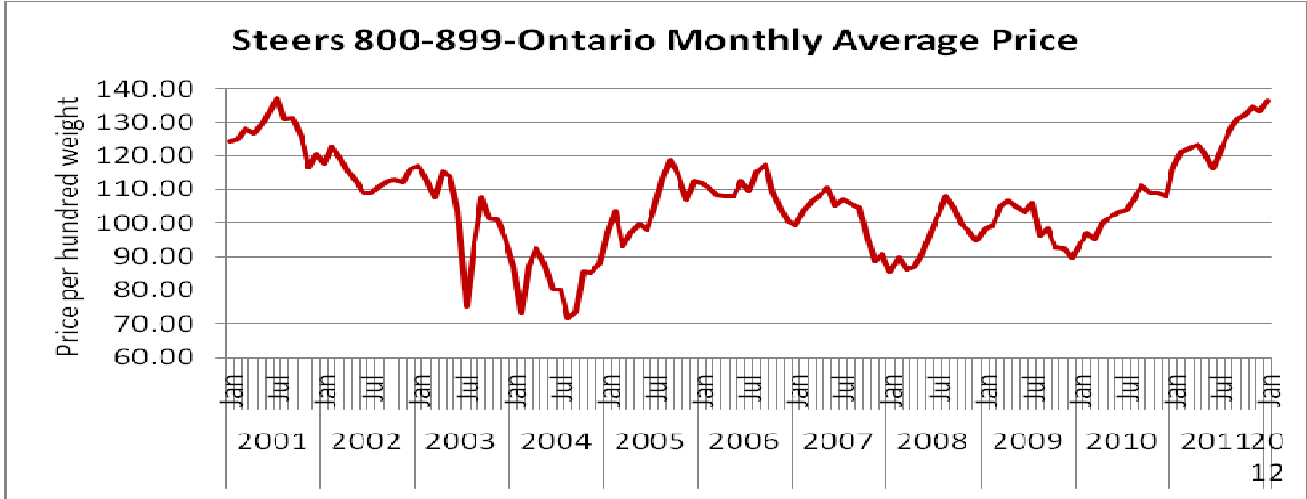
HEIFERS	Volume	Price Range	Average	Top	Last week Avg
+900	260	121.01-133.26	127.14	141.00	126.65
800-899	147	118.95-136.06	127.74	143.50	131.33
700-799	219	116.80-139.15	131.02	146.25	132.64
600-699	398	125.23-149.38	140.16	156.00	140.06
500-599	410	134.40-159.69	149.52	172.00	147.67
400-499	275	135.10-169.81	154.56	189.00	153.35
300-399	84	137.15-170.05	152.58	190.00	151.56
299-	30	107.10-146.70	126.35	175.00	132.67

At Kawartha Lakes Co-op Auction Market: Saturday January 21, 2012

	Price Range	Average	Top
Cows	55.00-93.00	68.28	93.00
Bulls under 1600 lbs	62.00-96.50	79.25	96.50
Bulls over 1600 lbs	75.00-86.50	82.25	86.50



Rail grade prices for steers this January averaged \$200.31 which is the highest recorded average price for the month of January. January 2012's price is also the third highest monthly average price recorded with April 2001 coming first at \$207.78 and March 2001 second at \$206.54, however corn prices in April & March 2001 averaged around \$3.61 per bushel while corn in January 2012 averaged \$6.34 per bushel. Replacement steers 800-899 lbs in 2001 saw prices steady to stronger than 2011.



At [Talbotville Livestock: Saturday January 21, 2012](#)

	Price Range	Top
Good & Choice Steers	120.75-130.00	
Good & Choice Heifers	123.00-129.25	
Good Cows	63.00-82.00	85.00
Medium Cows	51.00-61.50	
Good Heavy Bulls	60.00-85.50	
Good & Choice Veal	114.00-124.00	

At [Denfield Livestock Exchange Inc. – January 24, 2012](#)

	Price Range	Price Range
Choice steers	125.00-130.50	Choice heifers 122.00-126.00
Good steers	120.00-124.00	Good heifers 117.00-121.00
Good beef cows	70.00-80.00 top 90.50	Good Hol veal 125.00-130.00
Good Hol cows	65.00-75.00 top 84.50	Plain & Heavy veal 115.00-125.00
D1 & D2 cows	60.00-65.00	Choice drop calves \$160.00-\$205.00
D3 & D4 cows	50.00-60.00	Good drop calves \$100.00-\$150.00
Good beef bulls	80.00-86.00	Plain & Newborns \$40.00-\$80.00
Good Hol bulls	76.00-81.50	

At **Renfrew Pontiac Livestock Ltd– January 24, 2012**

	Price Range	Top
Replacement calves	\$80.00-\$100.00	\$115.00
Cows- D1 & D2	71.00-76.00	89.00
Cows- D3	62.00-70.00	
Cows- D4	55.00-62.00	
Bulls	80.00-90.00	100.00

At: **Aylmer Stockyards Inc – January 25, 2012**

	Price Range		Price Range
Good Cows	68.00-76.00 top 105.00	Good & choice veal	128.00-133.00
Med & plain cows	60.00-67.00	Plain & heavy veal	115.00-125.00
Bulls	76.00-94.00	Replacement calves	\$75.00-\$195.00
Fed heifers	118.00-124.00		

ONTARIO STOCKER & FEEDER TRADE

Stocker sale at: **Brussels Livestock, January 20, 2012– 856 stockers**

STEERS	Price Range	Avg	Top	HEIFERS	Price Range	Avg	Top
1000+	78.00-138.00	117.67	138.00	900+	133.25-137.25	134.91	138.00
900-999	126.50-145.75	141.65	145.75	800-899	133.00-139.00	135.64	143.50
800-899	119.00-149.50	132.56	150.00	700-799	135.50-1458.50	140.83	145.50
700-799	141.00-156.50	153.78	156.50	600-699	128.00-145.00	137.49	147.00
600-699	142.00-172.00	158.73	172.00	500-599	145.00-158.50	153.48	158.50
500-599	159.50-179.00	170.26	196.00	400-499	135.00-164.50	155.11	164.50
400-499	150.00-206.00	180.31	206.00				
399-	82.00-206.00	150.00	206.00				

Stocker sale at: **Kawartha Lakes Co-op Auction Market, January 21, 2012– 60 stockers**

STEERS	Price Range	Avg	Top	HEIFERS	Price Range	Avg	Top
500-599	135.00-160.00	147.83	160.00	500-599	119.00-143.00	131.00	143.500
400-499	142.00-177.50	163.31	177.50	400-499	118.00-149.50	131.29	149.50
399-	135.00-187.50	158.81	187.50				

Stocker sale at: **Community Livestock Exchange – January 24, 2012– 171 stockers**

STEERS	Price Range	Avg	Top	HEIFERS	Price Range	Avg	Top
800-899	105.00-136.50	132.00	136.50	600-699	127.00-150.50	141.00	150.50
700-799	90.00-141.50	130.90	141.50	500-599	128.50-166.00	151.18	166.00
600-699	94.50-161.50	143.08	161.50	400-499	108.00-177.00	146.82	177.00
500-599	136.00-183.50	166.45	183.50	300-399	142.00-160.00	152.00	160.00
400-499	133.00-190.00	164.45	190.00				

Stocker sale at: **Keady Livestock Market, January 24, 2012- 422 stockers**

STEERS	Price Range	Avg	Top	HEIFERS	Price Range	Avg	Top
1000+	133.50-137.00	134.57	137.00	900+	132.50-141.00	139.52	141.00
900-999	141.75-148.50	145.25	148.50	800-899	127.00-136.50	132.42	136.50
700-799	154.00-161.50	155.49	161.50	700-799	126.00-142.00	135.42	142.00
600-699	148.00-160.00	156.00	160.00	600-699	139.00-146.00	142.38	153.00
500-599	164.00-189.00	178.47	196.00	500-599	151.00-161.00	155.50	161.00
400-499	173.00-176.00	174.20	177.00	400-499	146.00-168.00	162.21	168.00
399-	140.00-206.00	189.20	206.00				

Stocker sale: **Renfrew Pontiac Livestock, January 24, 2012- 357** stockers

STEERS	Price Range	HEIFERS	Price Range
800-899	133.00-148.00	800-899	126.00-131.00
700-799	146.00-152.00	700-799	130.00-135.00
600-699	152.00-175.00	600-699	135.00-151.00
500-599	172.00-190.00	500-599	150.00-157.00
400-499	180.00-200.00	400-499	156.00-160.00
		300-399	160.00-172.00

Stocker sale at: **Ontario Livestock Exchange – January 25, 2012 – 430** stockers

STEERS	Price Range	Avg	Top	HEIFERS	Price Range	Avg	Top
+1000	131.50-145.00	140.15	145.0	900+	109.00-130.00	116.40	130.00
900-999	123.00-142.25	138.14	142.25	800-899	128.50-132.50	129.70	132.50
800-899	132.00-151.00	136.63	151.00	700-799	128.50-134.00	132.17	134.00

Stocker sale at: **Ontario Livestock Exchange, January 26, 2012 – 184** stockers

STEERS	Price Range	Avg	Top	HEIFERS	Price Range	Avg	Top
600-699	97.00-140.00	119.73	157.00	900+	111.50-127.50	119.90	127.50
500-599	129.00-160.00	148.36	171.00	800-899	96.00-127.00	107.92	135.00
399-	112.00-170.00	152.18	177.00	700-799	74.00-123.50	112.82	123.50
				600-699	128.00-138.00	131.10	138.00
				500-599	136.50-140.00	138.33	140.00
				400-499	118.00-148.00	138.44	148.00
				300-399	123.00-150.00	132.06	150.00
				299-	101.00-130.00	114.40	130.00

Stocker sale at: **Ontario Stockyards Inc, January 26, 2012- 913** stockers

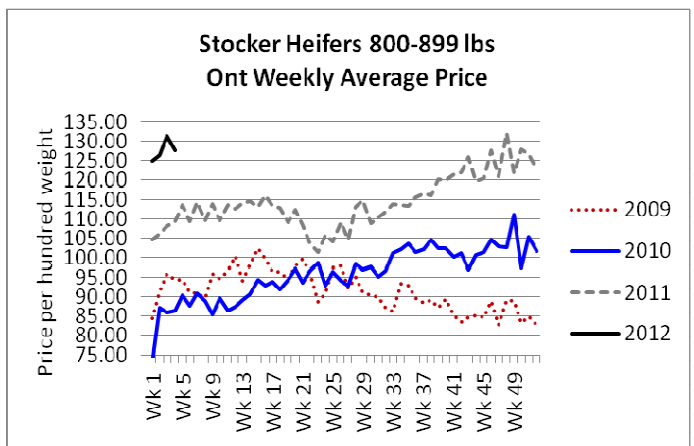
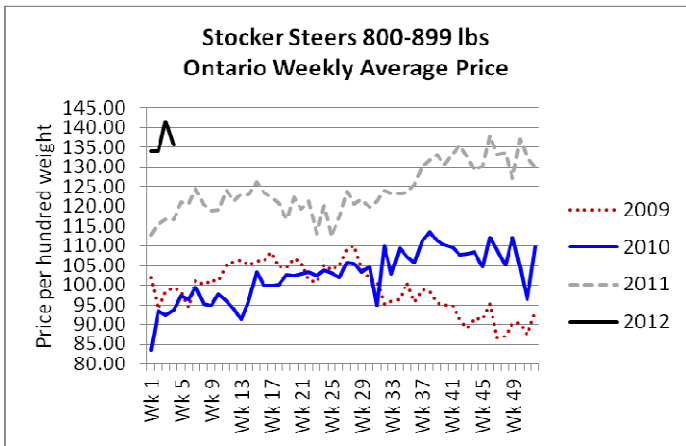
STEERS	Price Range	Avg	Top	HEIFERS	Price Range	Avg	Top
1000+	97.50-144.00	131.72	144.00	900+	95.00-128.00	113.48	130.00
900-999	107.50-147.25	136.16	147.25	800-899	114.00-137.25	126.39	137.25
800-899	128.75-153.25	141.25	155.25	700-799	110.00-139.00	128.43	146.25
700-799	141.50-161.50	154.27	161.50	600-699	138.50-155.25	147.27	155.25
600-699	148.75-174.00	163.13	182.00	500-599	139.50-165.50	152.63	167.50
500-599	150.50-190.00	174.42	195.00	400-499	146.00-180.00	161.67	189.00
400-499	167.00-196.00	183.46	205.50	300-399	145.00-190.00	164.40	190.00
399-	147.50-201.00	183.82	205.00				

Stocker sale at: **Ottawa Livestock Exchange, January 26, 2012- 246** stockers

STEERS	Price Range	Avg	Top	HEIFERS	Price Range	Avg	Top
700-799	76.00-130.00	108.40	146.00	700-799	111.00-142.00	127.75	142.00
600-699	129.00-173.00	150.93	175.00	600-699	130.00-156.00	140.92	156.00
500-599	106.00-187.00	158.28	187.00	500-599	140.00-166.00	151.95	166.00
400-499	128.00-190.00	156.92	190.00	400-499	144.00-159.00	150.27	162.00
399-	30.00-187.00	104.13	191.00	300-399	132.00-164.00	142.11	167.00

Stocker sale at: **Brussels Livestock, January 26, 2012- 152** stockers

STEERS	Price Range	Avg	Top	HEIFERS	Price Range	Avg	Top
400-499	162.00-194.00	182.50	194.00	400-499	144.00-163.00	155.95	170.00
399-	117.00-197.00	158.53	197.00	300-399	137.00-176.00	160.00	186.00



ONTARIO SPECIAL STOCKER & FEEDER SALES

Stocker sale: **Denfield Livestock Exchange, January 24, 2012- 235 stockers**

STEERS	Price Range	HEIFERS	Price Range
1000+	121.00-128.00	800-899	118.00-132.50
900-999	121.00-134.00	700-799	126.00-142.00
800-899	119.00-147.50	600-699	130.00-152.00
700-799	121.00-148.00	500-599	134.0-160.00
600-699	126.00-155.00	400-499	148.00-168.00
500-599	140.00-167.00		
400-499	151.00-171.00		

Stocker sale at: **Vankleek Hill Livestock Exchange – January 25, 2012 – 400 stockers**

STEERS	Price Range	Avg	Top	HEIFERS	Price Range	Avg	Top
800-899	120.00-143.00	129.08	143.00	800-899	100.00-140.00	116.99	140.00
700-799	115.0-148.00	134.27	157.00	700-799	120.00-143.00	129.15	143.00
600-699	129.00-165.00	147.97	169.00	600-699	120.00-148.00	131.72	149.00
500-599	140.00-179.00	157.20	186.00	500-599	131.00-156.00	143.56	165.00
400-499	124.00-186.00	144.42	186.00	400-499	128.00-175.00	146.50	175.00
399-	120.00-175.00	153.20	175.00	300-399	146.00-175.00	158.77	175.00

ONTARIO BRED COW SALES

Denfield Livestock Exchange, January 24, 2012- 69 Bred cows, 5 Cow calf pairs

	Exotic and Exotic X	British and British X
Top quality bred cows	\$1200-\$1600	N/T
Avg quality bred cows	\$1100-\$1300	\$1000-\$1425
Top quality cow/calf pairs	\$1275-\$1900	N/T

ALBERTA DIRECT TRADE

Week Ending **Thursday January 26, 2012**

Steers	Live	114.00	Flat rail	190.50-191.75
Heifers	Live	N/T	Flat rail	190.75-191.50

U.S. TRADE (U.S. funds)

Week Ending **Thursday January 26 2012**

Weekly range for choice and select steers and heifers	Live	N/T
	Rail	N/T

QUEBEC ELECTRONIC AUCTION MARKET (F.O.B. the feedlot)

Week Ending **Thursday January 26, 2012** **Price**
A1, A2 Steers **205.00-206.00**

CANADIAN BOXED BEEF CUT-OUT VALUES

Week Ending	AAA	AA
January 13, 2012	1.8056	1.7483
January 6, 2012	1.8304	1.7620
December 30, 2011	1.8409	1.7706

U.S. BOXED BEEF CUT-OUT VALUES (U.S. funds)

	Choice	Select
	600-900	600-900
Current 5 day average:	183.22	177.35

USDA ESTIMATED CATTLE KILL

	Week Ending	Previous Week	Year Ago
	January 28, 2012		
Grand Total	608,000	628,000	654,000

AVERAGE CARCASS WEIGHTS – CANADA

	Steers	Heifers
Jan 21, 2012	883	819
Jan 22, 2011	858	800

FEDERALLY INSPECTED CANADIAN KILL-

	Week Ending	YTD	% change
	Jan 21, 2012		of Yr. Ago
Grand Total	54,325	152,802	-12%
Western Slaughter	39,385	111,298	-15%
Eastern Slaughter	14,940	41,504	-1%

LIVE CATTLE EXPORTS-ONTARIO

	Week ending Jan 7, 12	Week ending Dec 31, 11	Year to Date
Total live slaughter cattle exported from Ont ports to the US.	1,591	1,977	1,591
Steers & Heifers	546	829	546
Cows	835	674	835
Bulls	210	474	210

BEEF EXPORTS-CANADA

	United States	Mexico
	Jan 1– Jan 21, 2012	Jan 1-Nov 30, 2011
Total	11,485 tonnes	27,496 tonnes

LIVE CATTLE-CANADA

	IMPORTS	EXPORTS	
	Jan 1- Nov 30, 2011	Jan 1- Jan 14	Export % change from 2011 YTD
Pure bred	3,431	Slaughter steers & heifers 9,280	-50.6%
Non-pure bred	64,412	Feeder steers & heifers 4,021	+40.2%
		Cows & Bulls 5,906	-24.2%

BEEF PRODUCTION-CANADA

	Jan 1– Jan 21, 2012	Last Year Same Time	% Change
Fed	47,549 tonnes	53,703 tonnes	-11.5%
Non-fed	9,702 tonnes	9,726 tonnes	-0.3%

BEEF IMPORTS-CANADA

	Jan 1- Jan 21	Last Year Same Time	% Change
United States	8,338 tonnes	8,810 tonnes	-5.4%
Non-NAFTA	1,507 tonnes	1,309 tonnes	+15.1%
Total	9,823 tonnes	10,285 tonnes	-4.5%

CHICAGO MERCANTILE EXCHANGE

Closing quotes on futures today were as follows:

Live Cattle			Feeder Cattle			Corn			Soybeans			Canadian \$		
\$/cwt US			\$/cwt US			\$/bu US ¢/bu			\$/bu US ¢/bu					
Feb	124.70	+0.15	Mar	154.60	+0.97	Mar	6.416	+7.2	Mar	12.190	-3.6	Spot	99.90	+0.02
Apr	128.45	+0.40	Apr	156.82	+0.90	May	6.474	+7.4	May	12.284	-3.4	Mar	99.76	+0.02
Jun	127.17	+0.67	May	157.65	+0.85	Jul	6.510	+7.2	Jul	12.382	-3.4	Jun	99.56	+0.02
Aug	128.95	+0.22	Aug	158.95	+0.85	Sep	5.940	+5.2	Aug	12.362	-3.2	Sep	99.36	+0.02
Oct	131.72	+0.60	Sep	158.90	+0.80	Dec	5.710	+5.0	Sep	12.282	-1.4	Dec	99.16	+0.02
Dec	132.55	+0.52	Oct	158.85	+0.75	Mar	5.830	+4.6	Nov	12.222	+0.4	Mar	98.97	+0.02

Ontario Cattlemen's Association, 130 Malcolm Rd., Guelph, ON N1K 1B1 Phone: (519) 824-0334 Fax: (519) 824-1930 or email: mktinfo@cattle.guelph.on.ca

Upcoming Special Stocker Sales

Jan 28		Talbotville Livestock Exchange	Stocker sale following Regular Sale
Feb 25	1:00 pm	Kawartha Lakes Co-op Auction Mkt	Stocker Sale
Feb 29	7:30 pm	Vankleek Hill Livestock Exchange	Stocker Sale

Weekly Cattle Comments

As Supplied by Ontario Cattlemen's Association

Ph: Toll free: 1-866-370-2333 or (519) 824-0334

Fax: (519) 824-9161 Email: mktinfo@cattle.guelph.on.ca

Comments for the week ending January 26, 2012

The live fed cattle market continues to sell on strong demand. There were 848 fed cattle sold through auction markets this week up 159 from last week and 8 more than the same time last year. Steers traded from \$119.38-\$126.44 averaging \$123.25 down \$0.36 from last week and \$21.31 stronger than year ago prices. Heifers sold from \$116.14-\$125.42 with a weekly average price of \$122.00 up \$0.04 from last week and \$21.74 higher than last year at this time. Auction markets reported trade as active with prices steady to strong but by the end of the week sales were barely steady.

Slaughter cows saw a good strong week of trade with 3,352 head coming to market, up 328 from last week and 650 more than this time last year. Cows traded from \$58.62-\$75.11 averaging \$66.77 up \$0.77 from last week and \$11.00 stronger than year ago prices. Auction markets reported a good demand with active trading and prices generally \$1.00-\$2.00 higher with one report up \$3.00-\$4.00 and another up \$3.00-\$5.00 from last week.

There were 4,207 replacement cattle sold through auction markets this week down 2.8% from last week and 3% more than the same time last year. Auction markets reported a strong demand with prices steady to stronger with a couple reporting prices up \$2.00-\$3.00 in the 500-700 lb range. Actual average prices this week for steers under 500 lbs averaged \$0.54 higher, 500-600 lbs up \$2.25, 600-700 lbs up 1.78, 700-800 lbs up \$3.75, 800-900 lbs down \$6.14 and steers over 900 lbs averaged \$0.40 lower than last week's average prices. Heifers under 400 lbs averaged \$1.02 higher, 400-500 lbs up \$1.21, 500-600 lbs up \$1.85, 600-700 lbs up \$0.10, 700-800 lbs down \$1.62 and heifers over 800 lbs averaged \$0.91 lower than last week's average prices.

Ontario railgrade prices strengthened as the week progressed. Steers started the trading week the previous Friday at \$200.00-\$205.00 dressed improving to \$204.00-\$206.00 dressed by Wednesday. Heifers followed the same trend starting out at \$199.00-\$204.00 dressed to \$203.00-\$205.00 dressed by Wednesday. Prices this week averaged \$3.25 higher than last week and \$32.00 higher than last year at this time.

Electronic railgrade prices reported for Quebec this week were from \$205.00-\$206.00 dressed (F.O.B.), down \$1.85 on average from the previous week.

Alberta direct trade this week saw live steers average \$1.00 lower at \$114.00 while rail prices for steers averaged \$0.29 lower from \$190.50-\$191.75. Heifers traded fully steady on the rail with sales reported from \$190.75-\$191.50.

U.S. cash cattle trade remains untested at time of reporting. Bids are currently sitting at \$121.00-\$122.00 live and \$198.00-\$20.00 dressed while asking prices remain at \$128.00 live and \$206.0-\$208.00 dressed. Sellers do not seem inclined to improve their bids as margins remain poor, while sellers are not at all interested in the low bids given the strength in the market last week and a fairly good week in the live cattle futures. So, as both sides dig in their heels, trade gets delayed. Either one side is going to have to give in, or this could be a week of no trade!