



# Weekly Market Information Report



**Week Ending Thursday February 2, 2012**

The following information is collected from various sources and disseminated by the Ontario Cattlemen's Association.

## ONTARIO DIRECT TO PACKER RAILGRADE CATTLE TRADE

This is a summary for the week of rail grade prices on a carcass weight basis, before grade and weight discounts.

**A grade steers** 202.00-209.00  
**A grade heifers** 201.00-208.00

## ONTARIO LIVE CATTLE TRADE

Ontario auction sales this week saw weighted average price ranges for

<b>FED CATTLE</b>	<b>Price Range</b>	<b>Average</b>	<b>Top</b>	<b>Last week Avg</b>
Large Frame Steers +1250	113.28-127.51	120.05	137.25	122.94
Medium Frame Steers +1250	111.38-120.34	117.32	137.00	123.18
Large & Medium Frame Steers + 1250	112.32-127.22	119.31	137.25	123.25
Large Frame Heifers + 1000	103.31-121.56	116.60	125.00	120.69
Medium Frame Heifers + 1000	98.80-122.20	114.63	130.00	122.82
Large & Medium Frame heifers + 1000	101.26-123.04	115.86	130.00	122.00
Cows- All Weights	58.38-74.42	66.05	116.00	66.77
Bulls- All Weights	71.61-88.00	80.31	115.00	81.03

## **STOCKERS-Large and Medium Frame**

<b>STEERS</b>	<b>Volume</b>	<b>Price Range</b>	<b>Average</b>	<b>Top</b>	<b>Last week Avg</b>
1000+	360	122.55-142.57	135.35	145.50	137.07
900-999	185	130.88-144.40	139.57	149.00	140.74
800-899	246	119.45-145.54	138.63	155.00	135.54
700-799	313	133.78-158.92	150.84	163.50	148.34
600-699	434	137.58-170.01	157.80	179.50	155.30
500-599	485	135.68-186.52	168.63	198.00	167.16
400-499	291	151.56-192.23	175.18	202.50	174.00
-399	148	122.07-188.90	159.50	217.00	154.28

<b>HEIFERS</b>	<b>Volume</b>	<b>Price Range</b>	<b>Average</b>	<b>Top</b>	<b>Last week Avg</b>
+900	463	125.55-135.56	131.74	142.00	127.14
800-899	209	118.71-140.85	134.53	149.00	127.74
700-799	193	129.54-149.51	140.88	156.50	131.02
600-699	391	127.60-153.14	143.35	164.50	140.16
500-599	502	131.82-161.33	152.47	182.50	149.52
400-499	226	137.51-163.37	153.15	182.00	154.56
300-399	82	130.98-164.82	151.56	200.00	152.58
299-	30	132.47-160.00	144.91	230.00	126.35

## At Kawartha Lakes Co-op Auction Market: Saturday January 21, 2012

	<b>Price Range</b>	<b>Average</b>	<b>Top</b>
<b>Cows</b>	55.00-93.00	68.28	93.00
<b>Bulls under 1600 lbs</b>	62.00-96.50	79.25	96.50
<b>Bulls over 1600 lbs</b>	753.00-86.50	82.25	86.50

At **Talbotville Livestock: Saturday January 21, 2012**

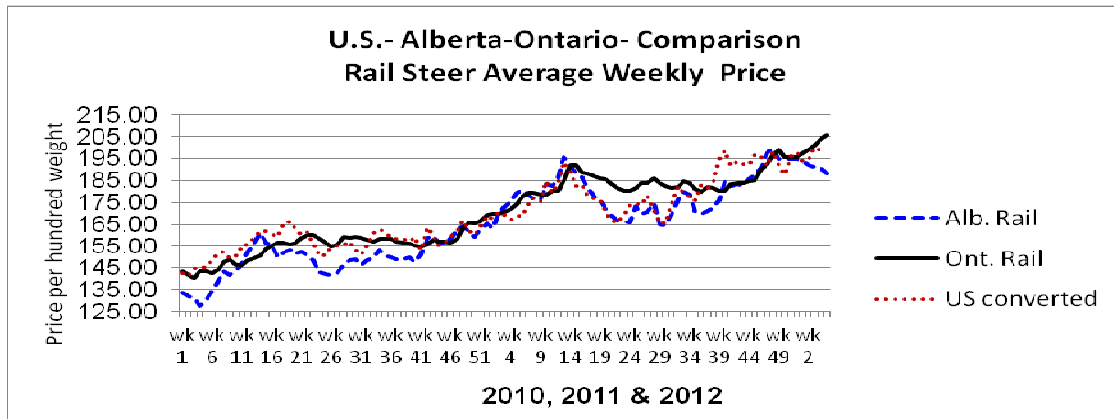
	Price Range	Top
Good & Choice Steers	120.75-130.00	
Good & Choice Heifers	123.00-129.25	
Good Cows	63.00-82.00	85.00
Medium Cows	51.00-61.50	
Good Heavy Bulls	60.00-85.50	
Good & Choice Veal	114.00-124.00	

At **Denfield Livestock Exchange Inc. – January 31, 2012**

	Price Range		Price Range
Choice steers	124.00-129.00	Choice heifers	124.00-127.50
Good steers	118.00-123.00	Good heifers	117.00-123.00
Good beef cows	75.00-80.00 top 89.00	Good Hol veal	125.00-132.00
Good Hol cows	70.00-75.00 top 87.50	Plain & Heavy veal	118.00-124.00
D1 & D2 cows	65.00-70.00	Choice drop calves	\$160.00-\$205.00
D3 & D4 cows	60.00-65.00	Good drop calves	\$100.00-\$150.00
Good beef bulls	78.00-85.00	Plain & Newborns	\$40.00-\$100.00
Good Hol bulls	75.00-80.00		

At **Renfrew Pontiac Livestock Ltd– January 31, 2012**

	Price Range	Top
Replacement calves	\$80.00-\$110.00	\$120.00
Cows- D1 & D2	72.00-76.00	90.00
Cows- D3	62.00-71.00	
Cows- D4	56.00-62.00	
Bulls	78.00-90.00	96.00



**ONTARIO STOCKER & FEEDER TRADE**

Stocker sale at: **Brussels Livestock, January 20, 2012– 856 stockers**

STEERS	Price Range	Avg	Top	HEIFERS	Price Range	Avg	Top
1000+	78.00-138.00	117.67	138.00	900+	133.25-137.25	134.91	138.00
900-999	126.50-145.75	141.65	145.75	800-899	133.00-139.00	135.64	143.50
800-899	119.00-149.50	132.56	150.00	700-799	135.50-145.50	140.83	145.50
700-799	141.00-156.50	153.78	156.50	600-699	128.00-145.00	137.49	147.00
600-699	142.00-172.00	158.73	172.00	500-599	145.00-158.50	153.48	158.50
500-599	159.50-179.00	170.26	196.00	400-499	135.00-164.50	155.11	164.50
400-499	150.00-206.00	180.31	206.00				
399-	82.00-206.00	150.00	206.00				

Stocker sale at: **Kawartha Lakes Co-op Auction Market, January 21, 2012– 60 stockers**

STEERS	Price Range	Avg	Top	HEIFERS	Price Range	Avg	Top
500-599	135.00-160.00	147.83	160.00	500-599	119.00-143.00	131.00	143.500
400-499	142.00-177.50	163.31	177.50	400-499	118.00-149.50	131.29	149.50
399-	135.00-187.50	158.81	187.50				

Stocker sale at: **Maple Hill Auctions Ltd, January 30, 2012– 273 stockers**

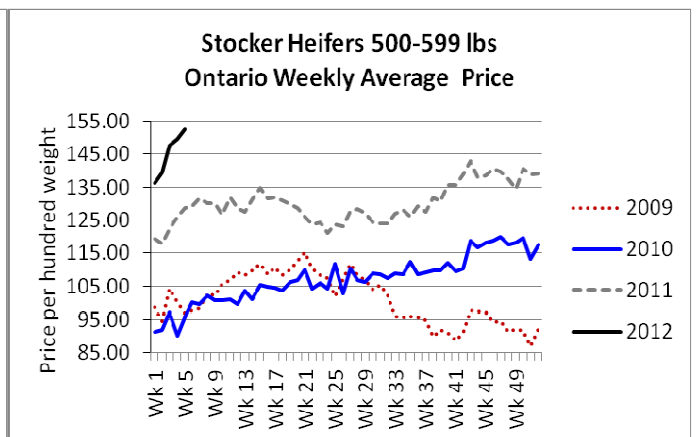
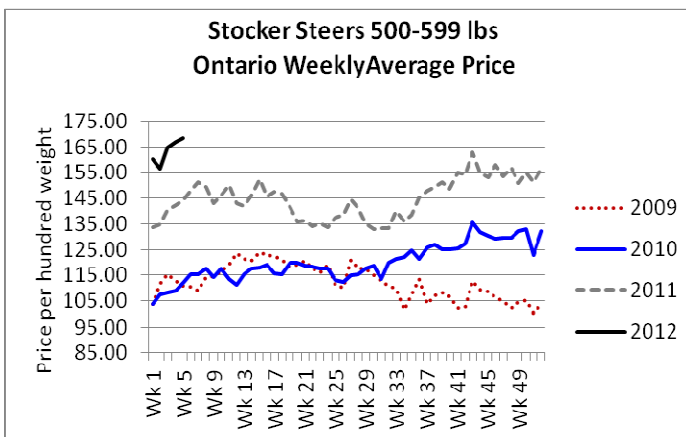
STEERS	Price Range	Avg	Top	HEIFERS	Price Range	Avg	Top
800-899	128.50-133.50	130.65	133.50	900+	129.00-138.00	134.71	140.50
700-799	138.50-155.00	146.90	155.00	800-899	125.00-136.75	132.34	136.75
				600-699	134.75-142.00	136.36	142.00
				500-599	135.50-149.00	142.30	149.00

Stocker sale at: **Community Livestock Exchange – January 31, 2012– 140 stockers**

STEERS	Price Range	Avg	Top	HEIFERS	Price Range	Avg	Top
700-799	102.00-154.50	137.86	154.50	600-699	89.00-147.50	131.83	147.50
600-699	132.00-171.00	158.44	171.00	500-599	120.00-162.50	144.94	162.50
500-599	116.00-193.50	167.35	193.50	400-499	123.00-170.50	157.72	170.50
400-499	133.00-198.50	171.66	198.50	300-399			

Stocker sale at: **Keady Livestock Market, January 31, 2012- 259 stockers**

STEERS	Price Range	Avg	Top	HEIFERS	Price Range	Avg	Top
1000+	75.00-120.00	84.80	120.00	800-899	125.00-138.00	134.76	138.00
900-999	132.50-144.00	140.80	144.00	600-699	147.50-156.00	151.97	156.00
800-899	136.50-143.50	139.25	143.50	500-599	150.00-161.00	157.00	167.50
700-799	134.00-145.00	139.86	151.00	400-499	140.00-162.00	156.05	162.00
600-699	159.00-162.00	161.40	162.00	300-399	143.00-158.00	154.63	158.00
500-599	159.00-181.50	174.12	192.00				
400-499	175.00-198.00	192.89	198.00				
399-	158.00-200.00	187.00	200.00				



Stocker sale: **Renfrew Pontiac Livestock, January 31, 2012- 280 stockers**

STEERS	Price Range	HEIFERS	Price Range
800-899	130.00-144.00	800-899	126.00-132.00
700-799	144.00-152.00	700-799	132.00-136.00
600-699	152.00-175.00	600-699	136.00-152.00
500-599	174.00-190.00	500-599	151.00-160.00
400-499	180.00-200.00	400-499	158.00-164.00
		300-399	160.00-166.00

Stocker sale at: **Ontario Livestock Exchange – February 1, 2012 – 375** stockers

STEERS	Price Range	Avg	Top	HEIFERS	Price Range	Avg	Top
<b>+1000</b>	126.00-145.50	138.75	145.50				
<b>900-999</b>	140.50-149.00	144.90	149.00				

Stocker sale at: **Ontario Livestock Exchange, February 2, 2012 – 87** stockers

STEERS	Price Range	Avg	Top	HEIFERS	Price Range	Avg	Top
<b>600-699</b>	147.00-166.00	158.80	166.00	<b>600-699</b>	113.00-137.00	126.25	137.00
<b>500-599</b>	120.00-186.00	161.83	186.00	<b>500-599</b>	117.00-140.00	122.73	148.00
<b>399-</b>	157.00-210.00	181.00	210.00	<b>400-499</b>	159.00-169.00	163.25	169.00

Stocker sale at: **Ontario Stockyards Inc, February 2, 2012 – 832** stockers

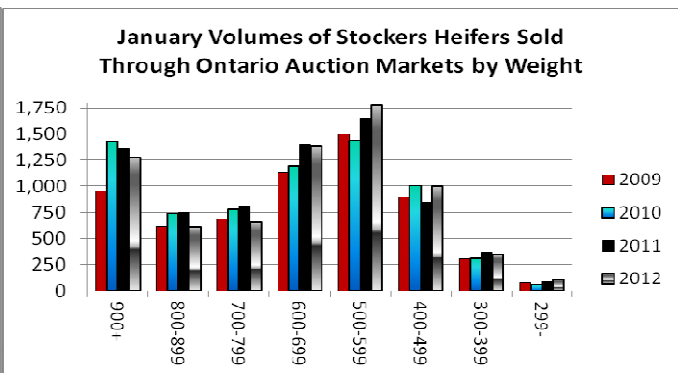
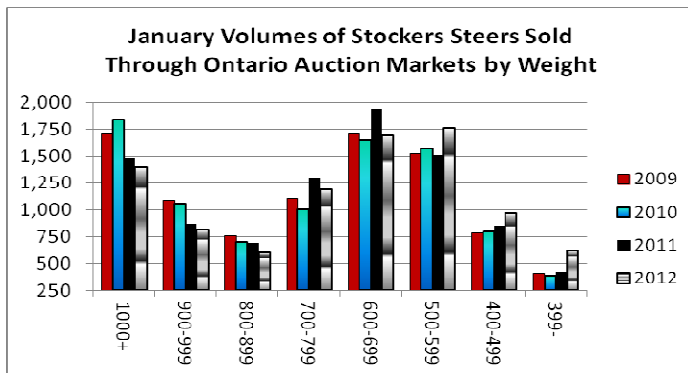
STEERS	Price Range	Avg	Top	HEIFERS	Price Range	Avg	Top
<b>1000+</b>	89.00-126.00	101.51	127.50	<b>900+</b>	84.00-111.00	98.25	127.25
<b>900-999</b>	125.00-143.25	137.40	147.50	<b>800-899</b>	134.50-149.00	142.83	149.00
<b>800-899</b>	135.25-150.50	144.87	155.00	<b>700-799</b>	139.50-156.50	147.18	156.50
<b>700-799</b>	144.00-161.00	155.42	161.00	<b>600-699</b>	145.50-164.50	154.68	164.50
<b>600-699</b>	143.00-169.00	147.19	169.00	<b>500-599</b>	139.00-163.50	141.94	169.00
<b>500-599</b>	150.25-185.50	167.56	193.00	<b>400-499</b>	151.00-169.00	161.51	173.00
<b>400-499</b>	155.00-202.50	181.39	202.50	<b>300-399</b>	148.00-169.00	157.41	169.00
<b>399-</b>	155.00-190.00	173.65	199.00	<b>299-</b>	135.00-160.00	144.82	200.00

Stocker sale at: **Ottawa Livestock Exchange, February 2, 2012- 166** stockers

STEERS	Price Range	Avg	Top	HEIFERS	Price Range	Avg	Top
<b>800-899</b>	85.00-137.00	115.20	137.00	<b>600-699</b>	132.00-150.00	140.08	150.00
<b>700-799</b>	129.00-156.00	147.30	156.00	<b>500-599</b>	133.00-156.50	147.19	159.00
<b>600-699</b>	134.00-165.00	153.29	172.00	<b>400-499</b>	139.00-166.00	152.00	166.00
<b>500-599</b>	148.00-181.00	167.79	181.00				
<b>400-499</b>	146.00-177.00	158.67	177.00				
<b>399-</b>	50.00-145.00	98.89	145.00				

Stocker sale at: **Brussels Livestock, February 2, 2012- 133** stockers

STEERS	Price Range	Avg	Top	HEIFERS	Price Range	Avg	Top
<b>400-499</b>	164.00-198.00	178.79	198.00	<b>400-499</b>	152.00-159.00	157.23	182.00
<b>399-</b>	109.00-200.00	157.03	211.00	<b>300-399</b>	116.00-160.00	149.38	200.00



January stocker volumes in 2009 totalled 15,280 head, 2010 saw 15,983, 2011 totalled 16,358 and 2012 had 16,226 stockers move through Ontario Auction markets. Although total volumes are similar, the data shows less heavier cattle on offer and more lighter weights coming to market.

**ALBERTA DIRECT TRADE**

Week Ending [Thursday February 2, 2012](#)

<b>Steers</b>	<b>Live</b>	<a href="#">112.00-112.50</a>	<b>Flat rail</b>	<a href="#">185.50-188.85</a>
<b>Heifers</b>	<b>Live</b>	<a href="#">112.00</a>	<b>Flat rail</b>	<a href="#">186.50-188.85</a>

**U.S. TRADE (U.S. funds)**

Week Ending [Thursday February 2, 2012](#)

Weekly range for choice and select steers and heifers	<b>Live</b>	<a href="#">N/T</a>
	<b>Rail</b>	<a href="#">N/T</a>

**QUEBEC ELECTRONIC AUCTION MARKET (F.O.B. the feedlot)**

Week Ending [Thursday February 2, 2012](#)

<b>A1, A2 Steers</b>	<b>Price</b>	<a href="#">204.00-205.25</a>
----------------------	--------------	-------------------------------

**CANADIAN BOXED BEEF CUT-OUT VALUES**

<b>Week Ending</b>	<b>AAA</b>	<b>AA</b>
January 13, 2012	<a href="#">1.8056</a>	<a href="#">1.7483</a>
January 6, 2012	<a href="#">1.8304</a>	<a href="#">1.7620</a>
December 30, 2011	<a href="#">1.8409</a>	<a href="#">1.7706</a>

**U.S. BOXED BEEF CUT-OUT VALUES (U.S. funds)**

	<b>Choice 600-900</b>	<b>Select 600-900</b>
<b>Current 5 day average:</b>	<a href="#">183.54</a>	<a href="#">178.64</a>

**USDA ESTIMATED CATTLE KILL**

	<b>Week Ending</b>	<b>Previous Week</b>	<b>Year Ago</b>
	<a href="#">February 4, 2012</a>		
<b>Grand Total</b>	<a href="#">589,000</a>	<a href="#">608,000</a>	<a href="#">627,000</a>

**AVERAGE CARCASS WEIGHTS – CANADA**

	<b>Steers</b>	<b>Heifers</b>
<b>Jan 28, 2012</b>	<a href="#">869</a>	<a href="#">812</a>
<b>Jan 29, 2011</b>	<a href="#">860</a>	<a href="#">776</a>

**FEDERALLY INSPECTED CANADIAN KILL-**

	<b>Week Ending</b>	<b>YTD</b>	<b>% change of Yr. Ago</b>
	<a href="#">Jan 28, 2012</a>		
<b>Grand Total</b>	<a href="#">51,806</a>	<a href="#">204,608</a>	<a href="#">-10%</a>
<b>Western Slaughter</b>	<a href="#">37,783</a>	<a href="#">149,081</a>	<a href="#">-13%</a>
<b>Eastern Slaughter</b>	<a href="#">14,023</a>	<a href="#">55,527</a>	<a href="#">-2%</a>

**LIVE CATTLE EXPORTS-ONTARIO**

	<b>Week ending Jan 14, 12</b>	<b>Week ending Jan 7, 12</b>	<b>Year to Date</b>
Total live slaughter cattle exported from Ont ports to the US.	<a href="#">2,778</a>	<a href="#">1,591</a>	<a href="#">4,369</a>
Steers & Heifers	<a href="#">911</a>	<a href="#">546</a>	<a href="#">1,457</a>
Cows	<a href="#">1,421</a>	<a href="#">835</a>	<a href="#">2,256</a>
Bulls	<a href="#">446</a>	<a href="#">210</a>	<a href="#">656</a>

### BEEF EXPORTS-CANADA

	<b>United States</b> Jan 1– Jan 28, 2012	<b>Mexico</b> Jan 1-Nov 30, 2011
<b>Total</b>	16,010 tonnes	27,496 tonnes

### LIVE CATTLE-CANADA

<b>IMPORTS</b> Jan 1- Nov 30, 2011		<b>EXPORTS</b> Jan 1- Jan 21		Export % change from 2011 YTD
<b>Pure bred</b>	3,431	<b>Slaughter steers &amp; heifers</b>	16,611	-44.8%
<b>Non-pure bred</b>	64,412	<b>Feeder steers &amp; heifers</b>	5,714	+40.5%
		<b>Cows &amp; Bulls</b>	9,487	-20.6%

### BEEF PRODUCTION-CANADA

	Jan 1– Jan 28, 2012	Last Year Same Time	% Change
<b>Fed</b>	62,978 tonnes	70,068 tonnes	-10.1%
<b>Non-fed</b>	13,366 tonnes	13,153 tonnes	+1.6%

### BEEF IMPORTS-CANADA

	Jan 1- Jan 28	Last Year Same Time	% Change
<b>United States</b>	11,147 tonnes	11,644 tonnes	-4.3%
<b>Non-NAFTA</b>	3,059 tonnes	1,780 tonnes	+71.9%
<b>Total</b>	14,236 tonnes	13,606 tonnes	+4.6%

### CHICAGO MERCANTILE EXCHANGE

Closing quotes on futures today were as follows:

<b>Live Cattle</b>		<b>Feeder Cattle</b>		<b>Corn</b>		<b>Soybeans</b>		<b>Canadian \$</b>	
\$/cwt US		\$/cwt US		\$/bu US ¢/bu		\$/bu US ¢/bu			
<b>Feb</b>	123.62 -1.52	<b>Mar</b>	154.45 -0.92	<b>Mar</b>	6.444 +1.4	<b>Mar</b>	12.324 +15.4	<b>Spot</b>	100.68 +0.59
<b>Apr</b>	127.40 -1.50	<b>Apr</b>	157.02 -0.90	<b>May</b>	6.506 +1.2	<b>May</b>	12.406 +15.2	<b>Mar</b>	100.57 +0.60
<b>Jun</b>	126.85 -1.25	<b>May</b>	158.40 -0.37	<b>Jul</b>	6.554 +2.0	<b>Jul</b>	12.502 +15.2	<b>Jun</b>	100.36 +0.61
<b>Aug</b>	128.85 -0.90	<b>Aug</b>	159.75 -0.37	<b>Sep</b>	6.046 +3.2	<b>Aug</b>	12.480 +15.2	<b>Sep</b>	100.13 +0.60
<b>Oct</b>	132.32 -0.65	<b>Sep</b>	159.40 -0.40	<b>Dec</b>	5.814 +2.4	<b>Sep</b>	12.414 +14.0	<b>Dec</b>	99.92 +0.61
<b>Dec</b>	133.17 -0.62	<b>Oct</b>	159.40 -0.70	<b>Mar</b>	5.932 +2.2	<b>Nov</b>	12.372 +13.4	<b>Mar</b>	99.69 +0.58

Ontario Cattlemen's Association, 130 Malcolm Rd., Guelph, ON N1K 1B1 Phone: (519) 824-0334 Fax: (519) 824-1930 or email: [mktinfo@cattle.guelph.on.ca](mailto:mktinfo@cattle.guelph.on.ca)

### Upcoming Special Stocker Sales

Feb 20	1:00 pm	Selby Livestock & Auctions Centre	Herd dispersal- S. Misener- Simmentals- 23 cows Some with calves, 3-2 yr old open heifers-vacc,1 bull Cows are purebred, some with papers
Feb 25	1:00 pm	Kawartha Lakes Co-op Auction Mkt	Stocker Sale
Feb 25	1:00 pm	Selby Livestock & Auctions Centre	2 herd dispersals- A. Sedore-15 bred heifer (6 tan, 9 white) bred Red Angus, avg 1200 lbs. D. McDonald- 50 cross bred cows, bred Black Angus & Charolais
Feb 29	7:30 pm	Vankleek Hill Livestock Exchange	Stocker Sale

### OBCFPP LICENCE CHANGES

**Now Licenced: Country Dealer**

Don Sholdice Livestock, 74 Queensbury Street, Brussels, On NOG 1H0 519-357-5135

## **NEW REQUIREMENTS FOR PRODUCERS UNDER THE AGRICULTURE-WILDLIFE DAMAGE COMPENSATION PROGRAM**

As of April 1, 2012 ALL producers will be required to have a Premises ID and a Farm Business Registration (FBR) number in order to receive compensation for livestock that are killed or injured by predators eligible under the new wildlife damage program.

- To obtain a Premises ID number please fill out the online application at [www.ontrace.ca](http://www.ontrace.ca) or call 1-888-388-7223
- To obtain an FBR number please contact Agricorp at 1-888-247-4999 or at [fbr@agricorp.com](mailto:fbr@agricorp.com) to register and choose from one of the three accredited farm organization

### **Weekly Cattle Comments**

**As Supplied by Ontario Cattlemen's Association**

**Ph: Toll free: 1-866-370-2333 or (519) 824-0334**

**Fax: (519) 824-9161 Email: [mktinfo@cattle.guelph.on.ca](mailto:mktinfo@cattle.guelph.on.ca)**

**Comments for the week ending January 26, 2012**

The live fed cattle market saw light receipts with prices under pressure. There were 467 fed cattle sold through auction markets this week down 381 from last week and 181 less than the same time last year. Steers were reported from \$112.32-\$127.22 averaging \$119.31 down \$3.94 from last week and \$18.77 stronger than year ago prices. Heifers sold from \$101.26-\$123.04 averaging \$115.86 down \$6.14 from last week and \$14.31 stronger than year ago prices. Auction markets reported the market as under pressure with prices barely steady to lower.

Slaughter cows also saw an easier week of trade. There were 3,039 slaughter cows sold through auction markets this week down 313 from last week and 309 more than this time last year. Cull cows traded from \$58.38-\$74.42 averaging \$66.05 down \$0.72 from last week and \$9.62 stronger than year ago prices. Auction markets all reported trade as continuing strong with prices mostly steady.

Replacements this week continued to sell on a strong market. There were 4,558 head sold through auction markets this week, up 8.3% from last week and 12% more than the same time last year.

Auction markets reported a good quality offering this week with good demand and prices holding steady to stronger, with one report of yearlings trading \$2.00 higher. Actual average prices this week saw steers under 500 lbs average \$1.18 higher, steers 500-600 lbs up \$1.47, 600-800 lbs up \$2.50, 800-900 lbs up \$3.09 and steers over 900 lbs averaged \$1.40 lower than last week's average prices. Heifers under 400 lbs averaged \$1.02 lower, 400-500 lbs down \$1.41, 500-600 lbs up \$2.95, 600-700 lbs up \$3.19, 700-800 lbs up \$9.86 and heifers over 800 lbs averaged \$5.24 higher than last week's average prices.

Ontario railgrade prices also declined as the week progressed. Steers started out the previous Friday at \$204-\$209 dressed but had been pulled back to \$202-\$208 dressed by Wednesday however, they still averaged \$1.50 higher than last week overall and \$31.25 stronger than year ago prices. Heifers followed the same pricing trend starting the week out at \$203-\$208 dressed but were reduced to \$201-\$207 dressed by mid week. Average prices for steers also were \$1.50 higher than last week and \$31.25 higher than year ago prices.

Electronic railgrade prices reported for Quebec this week were from \$204.00-\$205.25 dressed (F.O.B.), down \$1.03 on average from the previous week.

Alberta direct trade this week also met some downward pressure. Steers sold from \$112.00-\$112.50 live down \$1.59 on average and from \$185.60-\$188.85 flat rail, down \$2.67 on average from last week. Heifers sold at \$112.00 live and \$186.50-\$188.85 flat rail, down \$3.05 on average from last week. There was no live heifer trade reported last week.

U.S. cash cattle trade for the week ending Jan 27<sup>th</sup> did not surface until very late Friday with southern trade down \$2.00 at \$124.00 live and northern sales down \$2.00-\$4.00 from \$199.00-\$200.00 dressed. Today, business was light to moderate with prices in the south \$1.00 lower than last week at \$123.00 live while trade in the north was steady to \$3.00 lower with prices ranging from \$197.00-\$199.00 dressed, with majority of the sales so far at \$198.00.