



# Weekly Market Information Report



**Week Ending Thursday March 8, 2012**

The following information is collected from various sources and disseminated by the Ontario Cattlemen's Association.

## ONTARIO DIRECT TO PACKER RAILGRADE CATTLE TRADE

This is a summary for the week of rail grade prices on a carcass weight basis, before grade and weight discounts.

<b>A grade steers</b>	<b>200.00-205.00</b>
<b>A grade heifers</b>	<b>199.00-204.00</b>

## ONTARIO LIVE CATTLE TRADE

Ontario auction sales this week saw weighted average price ranges for

<b>FED CATTLE</b>	<b>Price Range</b>	<b>Average</b>	<b>Top</b>	<b>Last week Avg</b>
Large Frame Steers +1250	112.69-127.51	119.73	135.25	121.56
Medium Frame Steers +1250	113.91-124.01	119.76	130.00	119.87
Large & Medium Frame Steers + 1250	111.71-125.73	119.31	135.25	119.91
Large Frame Heifers + 1000	109.88-124.64	118.25	130.25	118.97
Medium Frame Heifers + 1000	105.81-122.48	117.52	125.75	117.81
Large & Medium Frame heifers + 1000	107.77-123.44	117.70	130.25	118.51
Cows- All Weights	62.53-81.55	71.97	112.00	72.07
Bulls- All Weights	77.14-94.58	85.09	111.50	86.80

## STOCKERS-Large and Medium Frame

<b>STEERS</b>	<b>Volume</b>	<b>Price Range</b>	<b>Average</b>	<b>Top</b>	<b>Last week Avg</b>
1000+	454	129.59-144.85	139.60	146.75	136.70
900-999	181	120.83-140.99	131.42	146.00	141.38
800-899	290	126.84-144.89	136.97	151.00	140.81
700-799	435	131.66-155.37	145.09	170.00	144.53
600-699	435	134.45-168.06	155.85	174.00	156.03
500-599	468	144.10-180.86	165.39	197.00	169.96
400-499	255	149.46-192.63	172.23	210.50	179.64
-399	94	130.62-183.89	156.18	202.50	165.80

<b>HEIFERS</b>	<b>Volume</b>	<b>Price Range</b>	<b>Average</b>	<b>Top</b>	<b>Last week Avg</b>
+900	170	114.74-129.57	123.33	135.00	125.39
800-899	120	118.64-133.36	128.17	139.25	128.05
700-799	250	122.26-143.32	134.43	149.00	133.72
600-699	393	130.13-155.96	144.27	164.00	141.28
500-599	415	128.23-156.82	144.66	169.50	147.36
400-499	226	133.63-158.50	148.04	177.50	154.67
300-399	84	144.98-159.13	152.27	189.00	151.33
299-	20	112.85-159.70	136.58	200.00	134.67

## At Kawartha Lakes Co-op Auction Market: Saturday March 3, 2012

	<b>Price Range</b>	<b>Average</b>	<b>Top</b>
<b>Cows</b>	52.00-100.00	73.27	112.00
<b>Bulls under 1600 lbs</b>	50.00-80.00	69.33	80.00
<b>Bulls over 1600 lbs</b>	77.00-84.50	81.33	84.50

At **Talbotville Livestock: Saturday March 3, 2012**

	Price Range	Top
Good & Choice Steers	121.00-134.50	
Good & Choice Heifers	119.50-124.50	
Good Cows	75.50-96.50	
Medium Cows	55.00-70.50	
Good Heavy Bulls	94.00-102.75	

At **Denfield Livestock Exchange Inc. – March 6, 2012**

	Price Range		Price Range
Choice steers	118.00-122.00 top 129.75	Choice heifers	117.00-122.50 top 128.75
Good steers	114.00-117.00	Good heifers	113.00-116.00
Good beef cows	75.00-85.00	Good Hol veal	102.00-111.00 top 117.00
Good Hol cows	75.00-85.00 top 95.50	Plain & Heavy veal	95.00-102.00
D1 & D2 cows	70.00-75.00	Choice drop calves	\$225.00-\$290.00
D3 & D4 cows	60.00-70.00	Good drop calves	\$150.00-\$220.00
Good beef bulls	88.00-95.00	Plain & Newborns	\$75.00-\$150.00

At **Renfrew Pontiac Livestock Ltd– March 6, 2012**

	Price Range	Top
Replacement calves	120.00-177.50	225.00
Cows all classes	44.00-94.00	94.00
Bulls under 1600 lbs	72.00-86.00	
Bulls over 1600 lbs	88.00-103.00	

At: **Aylmer Stockyards Inc – March 7, 2012**

	Price Range		Price Range
Good Cows	72.00-83.00 top 106.00	Good & choice veal	100.00-108.00
Med & plain cows	66.00-72.00	Plain & heavy veal	95.00-100.00
Bulls	82.00-93.00	Replacement calves	\$60.00-\$235.00

**ONTARIO STOCKER & FEEDER TRADE**

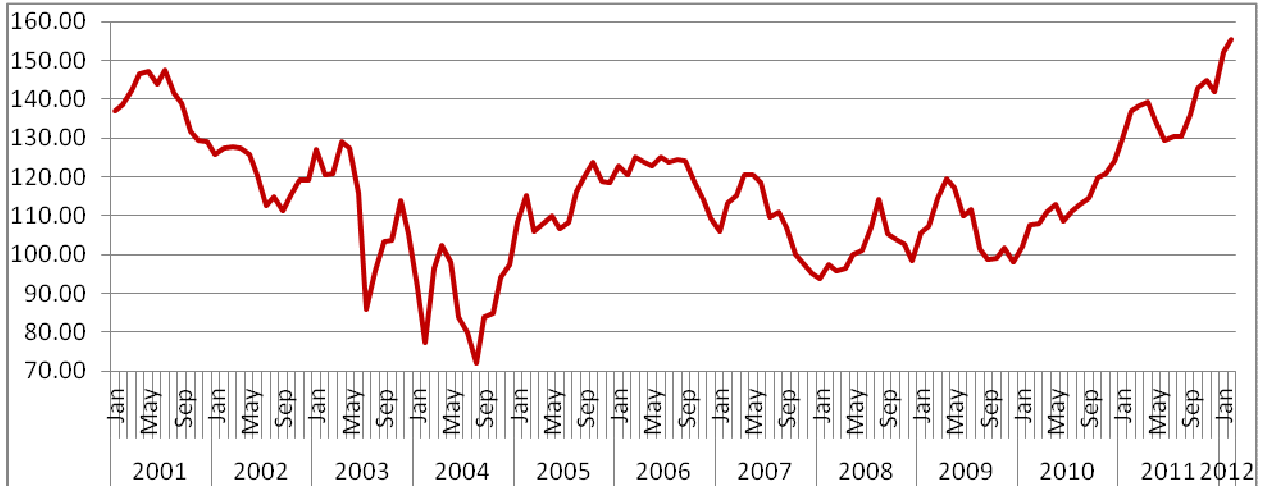
Stocker sale at: **Brussels Livestock, March 2, 2012– 1,380** stockers

STEERS	Price Range	Avg	Top	HEIFERS	Price Range	Avg	Top
1000+	102.00-126.00	117.17	126.00	900+	120.75-135.00	128.87	135.00
900-999	118.00-139.00	127.94	145.00	800-899	129.00-138.00	133.46	138.00
800-899	133.00-147.580	140.53	151.00	700-799	136.25-149.00	142.28	149.00
700-799	134.50-155.00	145.70	155.00	600-699	140.00-164.00	150.55	164.00
600-699	142.50-164.50	155.51	169.00	500-599	136.00-157.50	148.55	169.50
500-599	147.00-169.00	159.29	178.00	400-499	134.00-157.00	146.32	172.00
400-499	155.50-199.00	171.36	199.00	300-399	145.00-165.00	150.83	165.00
399-	180.00-199.00	189.80	199.00				

Stocker sale at: **Community Livestock Exchange – March 6, 2012– 191** stockers

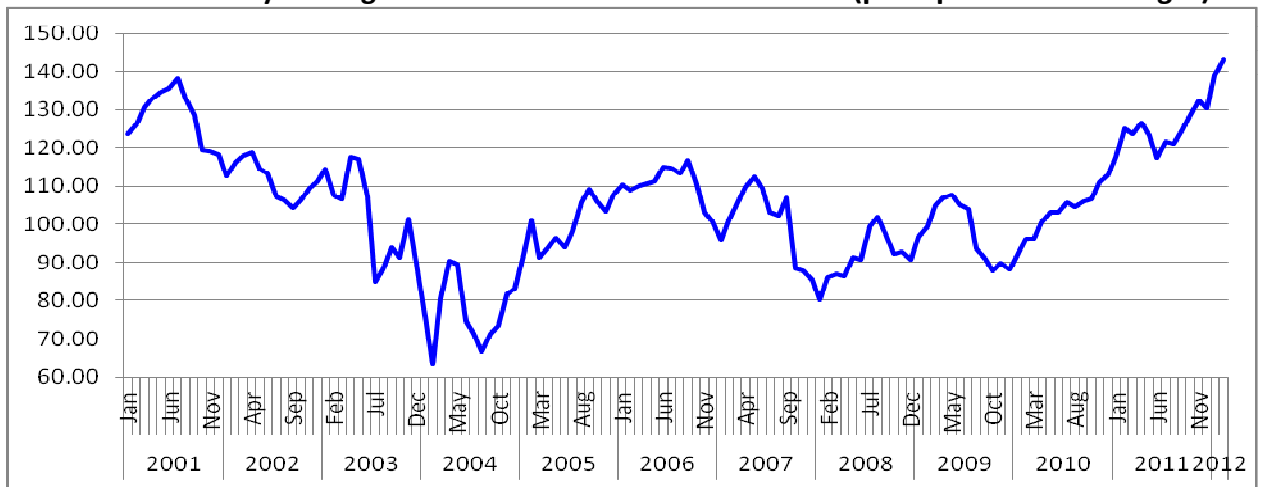
STEERS	Price Range	Avg	Top	HEIFERS	Price Range	Avg	Top
800-899	77.00-131.00	111.11	131.00	700-799	89.50-139.50	123.92	139.50
700-799	90.50-150.50	120.31	150.50	600-699	116.00-152.00	136.29	152.00
600-699	98.00-173.50	151.62	173.50	500-599	114.00-168.00	147.85	168.00
500-599	108.00-196.00	161.15	196.00	400-499	120.00-164.50	145.28	164.50
400-499	123.00-195.50	175.67	195.50				

**Ontario Monthly Average Price- Stocker Steers 600-699 lbs (price per hundred weight)**



Out of the last 11 years stocker steer prices for the 600-699 lb category have peaked in the spring every year except 2005 and 2008. The monthly average price for steers in Feb 2012 was \$155.61 which is the highest monthly average price recorded for this weight category. As grass season approaches it will be interesting to see firstly, if the market can sustain these strong prices and secondly, if 2012 follows the historical seasonal trend, how high will the prices go?

**Ontario Monthly Average Price- Stocker Heifers 600-699 lbs (price per hundred weight)**



The average monthly price for heifers 600-699 lbs for the month of February 2012 was \$143.08 which is the highest monthly average price recorded for this weight category.

Stocker sale at: **Keady Livestock Market- March 6, 2012- 345 stockers**

<b>STEERS</b>	<b>Price Range</b>	<b>Avg</b>	<b>Top</b>	<b>HEIFERS</b>	<b>Price Range</b>	<b>Avg</b>	<b>Top</b>
<b>1000+</b>	138.50-146.00	144.50	146.00	<b>900+</b>	100.00-117.00	111.38	117.00
<b>900-999</b>	118.50-138.00	128.70	138.00	<b>700-799</b>	121.00-138.50	134.62	138.50
<b>800-899</b>	121.00-148.00	138.43	148.00	<b>600-699</b>	144.00-161.00	152.36	161.00
<b>700-799</b>	135.00-170.00	153.71	170.00	<b>500-599</b>	148.00-150.00	149.54	153.00
<b>600-699</b>	151.00-169.50	166.48	169.50	<b>400-499</b>	176.00-177.50	177.29	177.50
<b>500-599</b>	163.75-184.00	174.01	192.00				
<b>400-499</b>	173.00-199.00	186.58	199.00				
<b>399-</b>	155.00-190.00	178.50	190.00				

Stocker sale: **Renfrew Pontiac Livestock, March 6, 2012- 314** stockers

STEERS	Price Range	HEIFERS	Price Range
900-999	132.00-138.75	700-799	124.50-144.00
800-899	138.00-146.00	600-699	130.50-152.00
700-799	128.00-157.00	500-599	135.00-161.00
600-699	127.00-173.00	400-499	126.00-174.00
500-599	121.00-189.00		
400-499	165.00-201.00		

Stocker sale at: **Ontario Livestock Exchange – February 29, 2012 - 487** stockers

STEERS	Price Range	Avg	Top	HEIFERS	Price Range	Avg	Top
+1000	130.00-146.75	140.80	146.75	700-799	111.50-141.50	135.19	141.50
900-999	136.50-146.00	142.61	146.00	500-599	153.00-160.00	156.89	160.00
700-799	140.50-145.50	144.09	145.50				
600-699	129.00-150.00	144.45	150.00				
500-599	156.00-172.50	165.00	172.50				
400-499	130.00-173.00	161.60	173.00				

Stocker sale at: **Ontario Livestock Exchange, March 8, 2012 – 204** stockers

STEERS	Price Range	Avg	Top	HEIFERS	Price Range	Avg	Top
900-999	112.50-142.00	127.36	142.00	700-799	118.00-139.00	127.38	139.00
800-899	89.00-135.50	125.00	135.50	600-699	118.00-150.00	136.46	150.00
700-799	127.00-138.00	134.00	141.00	500-599	85.00-140.00	116.77	150.00
600-699	106.00-165.00	141.07	165.00				
500-599	146.00-182.00	162.44	182.00				
400-499	144.00-159.00	150.50	175.00				
399-	180.00-202.50	191.25	202.50				

Stocker sale at: **Ontario Stockyards Inc, March 8, 2012 – 945** stockers

STEERS	Price Range	Avg	Top	HEIFERS	Price Range	Avg	Top
1000+	115.50-128.00	121.73	128.00	900+	97.00-115.00	108.86	115.00
900-999	90.00-141.25	117.76	141.25	800-899	105.00-130.50	123.60	139.25
800-899	124.50-141.50	132.60	146.50	700-799	113.25-140.25	129.25	147.00
700-799	135.75-156.00	146.17	158.00	600-699	124.50-155.00	142.53	156.00
600-699	147.00-173.75	159.30	173.75	500-599	119.00-155.50	139.74	168.00
500-599	149.75-190.50	171.68	191.00	400-499	130.00-153.00	142.95	168.50
400-499	143.00-188.00	166.91	210.50	300-399	125.00-141.50	134.93	157.50
399-	110.00-191.00	153.72	196.00				

Stocker sale at: **Ottawa Livestock Exchange, March 8, 2012- 188** stockers

STEERS	Price Range	Avg	Top	HEIFERS	Price Range	Avg	Top
700-799	130.00-151.00	142.20	151.00	700-799	109.00-135.00	124.91	135.00
600-699	131.00-174.00	154.52	174.00	600-699	123.00-144.00	133.61	144.00
500-599	159.00-183.00	174.10	185.00	500-599	129.00-158.00	146.35	158.00
400-499	120.00-185.00	155.33	185.00	400-499	139.00-161.00	153.67	161.00
399-	100.00-165.00	139.00	200.00				

Stockers sale at: **Brussels Livestock, March 8, 2012 – 111 stockers**

STEERS	Price Range	Avg	Top	HEIFERS	Price Range	Avg	Top
400-499	177.00-198.00	187.81	198.00	400-499	137.00-170.00	157.70	170.00
399-	124.50-193.00	148.31	200.00	300-399	162.00-178.50	170.47	189.00

**ONTARIO BRED COW SALES**

**Kawartha Lakes Co-op Auction Market, March 3, 2012- 120 Bred cows, 20 Cow/Calf Pairs**

	Exotic and Exotic X	British and British X
Top quality bred cows	\$1400-\$1750	\$1300-\$1500
Avg quality bred cows	\$1100-\$1350	\$900-\$1250
Avg quality cow/calf pairs	\$1500-\$1750	\$1250-\$1500

Cows sold actively with lots of buyer interest.

**ALBERTA DIRECT TRADE**

Week Ending **Thursday March 8, 2012**

Steers	Live	115.25-115.75	Flat rail	189.75-192.75
Heifers	Live	115.25-115.75	Flat rail	192.00

**U.S. TRADE (U.S. funds)**

Week Ending **Thursday March 8, 2012**

Weekly range for choice and select steers and heifers	Live	126.00-127.00
	Rail	200.00-202.00

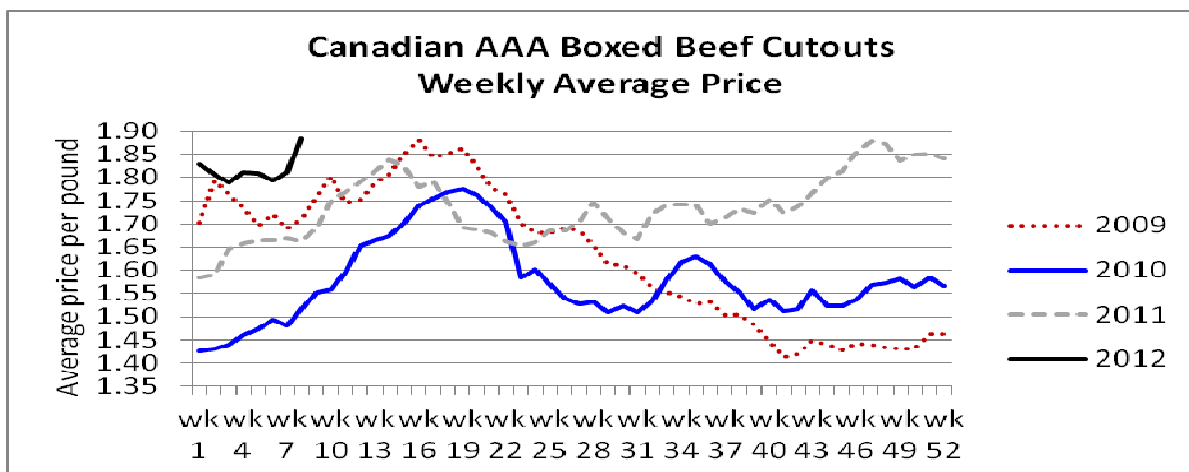
**QUEBEC ELECTRONIC AUCTION MARKET (F.O.B. the feedlot)**

Week Ending **Thursday March 8, 2012**

A1, A2 Steers	Price	197.00-200.00
---------------	-------	---------------

**CANADIAN BOXED BEEF CUT-OUT VALUES**

Week Ending	AAA	AA
February 24, 2012	1.8830	1.8352
February 17, 2012	1.8109	1.7849
February 10, 2012	1.7936	1.7596



**U.S. BOXED BEEF CUT-OUT VALUES (U.S. funds)**

	<b>Choice 600-900</b>	<b>Select 600-900</b>
Current 5 day average:	197.50	194.35

**USDA ESTIMATED CATTLE KILL**

	<b>Week Ending March 10, 2012</b>	<b>Previous Week</b>	<b>Year Ago</b>
Grand Total	631,000	621,000	638,000

**AVERAGE CARCASS WEIGHTS – CANADA**

	<b>Steers</b>	<b>Heifers</b>
March 3, 2012	889	833
March 4, 2011	859	778

**FEDERALLY INSPECTED CANADIAN KILL-**

	<b>Week Ending March 3, 2012</b>	<b>YTD</b>	<b>% change of Yr. Ago</b>
Grand Total	57,294	476,525	-3%
Western Slaughter	42,696	352,175	-3%
Eastern Slaughter	14,598	124,350	-5%

**LIVE CATTLE EXPORTS-ONTARIO**

	<b>Week ending Feb 18, 12</b>	<b>Week ending Feb 11, 12</b>	<b>Year to Date</b>
Total live slaughter cattle exported from Ont ports to the US.	1,606	2,087	13,936
Steers & Heifers	217	681	4,297
Cows	1,072	1,154	7,573
Bulls	317	252	2,066

**BEEF EXPORTS-CANADA**

	<b>United States Jan 1– Mar 3</b>	<b>Mexico Jan 1-Dec 31, 2011</b>
Total	37,688 tonnes	29,749 tonnes

**LIVE CATTLE-CANADA**

	<b>IMPORTS Jan 1- Dec 31, 2011</b>	<b>EXPORTS Jan 1- Feb 25</b>	<b>Export % change from 2011 YTD</b>
Pure bred	3,768	Slaughter steers & heifers 53,122	-31.6%
Non-pure bred	69,619	Feeder steers & heifers 21,400	+39.8%
		Cows & Bulls 29,135	-15.4%

**BEEF PRODUCTION-CANADA**

	<b>Jan 1– Mar 3, 2012</b>	<b>Last Year Same Time</b>	<b>% Change</b>
Fed	146,732 tonnes	147,243 tonnes	-0.3%
Non-fed	31,372 tonnes	31,345 tonnes	+0.1%

**BEEF IMPORTS-CANADA**

	<b>Jan 1- Mar 3</b>	<b>Last Year Same Time</b>	<b>% Change</b>
United States	24,219 tonnes	24,926 tonnes	-2.8%
Non-NAFTA	9,310 tonnes	6,231 tonnes	+49.4%
Total	33,724 tonnes	31,412 tonnes	+7.4%

## CHICAGO MERCANTILE EXCHANGE

Closing quotes on futures today were as follows:

<b>Live Cattle</b>			<b>Feeder Cattle</b>			<b>Corn</b>		<b>Soybeans</b>		<b>Canadian \$</b>				
\$/cwt US			\$/cwt US			\$/bu US	¢/bu	\$/bu US	¢/bu					
<b>Apr</b>	126.02	-0.62	<b>Mar</b>	153.92	-1.05	<b>Mar</b>	6.540	+9.0	<b>Mar</b>	13.316	-0.6	<b>Spot</b>	101.05	+0.00
<b>Jun</b>	123.60	-0.90	<b>Apr</b>	155.85	-1.62	<b>May</b>	6.450	+9.4	<b>May</b>	13.376	-0.6	<b>Mar</b>	100.98	-0.04
<b>Aug</b>	126.15	-0.60	<b>May</b>	157.15	-1.42	<b>Jul</b>	6.440	+7.0	<b>Jul</b>	13.446	+0.0	<b>Jun</b>	100.78	-0.04
<b>Oct</b>	131.20	-0.50	<b>Aug</b>	158.92	-1.25	<b>Sep</b>	5.960	+6.0	<b>Aug</b>	13.374	+1.0	<b>Sep</b>	100.56	-0.03
<b>Dec</b>	132.60	-0.55	<b>Sep</b>	158.92	-1.55	<b>Dec</b>	5.624	+5.2	<b>Sep</b>	13.186	+1.4	<b>Dec</b>	100.34	-0.01
<b>Feb</b>	133.05	-0.45	<b>Oct</b>	159.20	-1.30	<b>Mar</b>	5.724	+4.6	<b>Nov</b>	13.052	+5.6	<b>Mar</b>	100.11	+0.00

Ontario Cattlemen's Association, 130 Malcolm Rd., Guelph, ON N1K 1B1 Phone: (519) 824-0334 Fax: (519) 824-1930 or email: [mktinfo@cattle.guelph.on.ca](mailto:mktinfo@cattle.guelph.on.ca)

### Upcoming Special Stocker Sales

Mar 10	2:00 pm	Kawartha Lakes Co-op Auction Mkt	Herd Dispersal- J. Hogg-25 Char cross cows bred to pure bred Char bull, due late spring
Mar 13	11:00 am	Ontario Stockyards Inc	Special Spring Vaccinated calf and yearling sale
Mar 16	11:00 am	Community Livestock Exchange	Stocker sale sponsored by Quinte Cattlemen's Assoc
Mar 17	11:00 am	Keady Livestock Market	Herd Dispersal- Ron Nickason, 105 cows, Herf and Crossbred. Bred Charolais, calving begins around April 7
Mar 17	2:00 pm	Maple Hill Auctions	Charolais Bull Sale- Rollin Acres, Patton, Whiskey Hollow
Mar 21	11:00 am	Kawartha Lakes Co-op Auction Mkt	Peterborough/Victoria Cattlemen's stocker sale
Mar 26	7:00 pm	Maple Hill Auctions Ltd	Stocker Sale
Mar 28	7:30 pm	Vankleek Hill Livestock Exchange	Stocker Sale
Mar 31	11:00 am	Denfield Livestock Exchange	Stocker sale and Bred Cow Sale
Mar 31	2:00 pm	Kawartha Lakes Co-op Auction Mkt	All Breed Bull Sale
Mar 31		Talbotville Livestock Exchange	Stocker and Bred Cow sale after Regular Sale

### Weekly Cattle Comments

**As Supplied by Ontario Cattlemen's Association**

**Ph: Toll free: 1-866-370-2333 or (519) 824-0334**

**Fax: (519) 824-9161 Email: [mktinfo@cattle.guelph.on.ca](mailto:mktinfo@cattle.guelph.on.ca)**

#### Comments for the week ending March 8, 2012

There were 620 fed cattle sold through auction markets this week down 39 from last week and 163 less than the same time last year. Steers ranged from \$111.71-\$125.73 averaging \$119.31 down \$0.60 from last week and \$16.42 stronger than year ago prices. Heifers traded from \$107.77-\$123.44 averaging \$117.70 down \$0.81 from last week and \$16.39 higher than this time last year. Auction markets reported trade steady early in the week, to mainly steady to easier, and then fully steady as the week progressed. Choice cattle were reported as bringing premium prices but there were fewer choice cattle on offer this week.

There were 2,620 slaughter cows sold through auction markets this week up 36 from last week and 57 less than last year at this time. Cows ranged from \$62.53-\$81.55 averaging \$71.97 down \$0.10 from last week and \$11.66 higher than this time last year. Auction markets reported continued strong demand with active trading and pricing from steady to strong to \$2.00 higher.

There were 4,290 replacement cattle sold through auction markets this week down 17.9% from last week and 11% more than the same time last year. Auction markets reported a solid demand with prices holding steady the first part of the week, with prices mid to the end of the week seeing a selective demand with prices generally steady but \$5.00-\$6.00 lower in some spots. Actual average prices this week saw steers under 500 lbs down \$7.41 from last week, 500-600 lbs down \$4.57, 600-700 lbs down \$0.18, 700-800 lbs up \$0.56, 800-900 lbs down \$3.84 and steers over 900 lbs averaged \$1.23 lower than last week's average price. Heifers under 400 lbs averaged \$0.94 higher, 400-500 lbs down \$6.63, 500-600 lbs down \$2.70, 600-700 lbs up \$2.99, 700-800 lbs up \$0.71 and heifers over 800 lbs averaged \$1.21 lower than last week's average prices.

Ontario rail grade prices continued to trade at prices steady to last week. Steers are trading from \$200.00-\$205.00 dressed while heifers sold from \$199.00-\$204.00 dressed. This week's average price is fully steady to last week and \$24.00 stronger than the same time last year.

Alberta direct trade was generally steady to slightly lower with the exception of rail heifers which averaged \$3.50 lower than last week. Steers traded from \$115.25-\$115.75 live and \$189.50-\$195.75 flat rail. Heifers traded from \$115.25-\$115.75 live and at \$195.00 flat rail.

U.S. cash cattle trade was moderate to active on Tuesday with prices in the south \$3.00 lower from \$126.50-\$127.00 live while business in the north was also \$3.00 lower with sales from \$201.00-\$202.00 dressed, mostly \$202.00. Wednesday light trade in all areas continued but sales in the south were another dollar lower at \$126.00 live while the north held steady to Tuesday's decline. Thursday saw some clean up trade with prices steady to Wednesday. Today the market was untested as business has been completed.