



Weekly Market Information Report



Week Ending Thursday March 15, 2012

The following information is collected from various sources and disseminated by the Ontario Cattlemen's Association.

ONTARIO DIRECT TO PACKER RAILGRADE CATTLE TRADE

This is a summary for the week of rail grade prices on a carcass weight basis, before grade and weight discounts.

A grade steers 200.00-204.00
A grade heifers 199.00-203.00

ONTARIO LIVE CATTLE TRADE

Ontario auction sales this week saw weighted average price ranges for

FED CATTLE	Price Range	Average	Top	Last week Avg
Large Frame Steers +1250	110.77-125.15	118.84	134.75	119.73
Medium Frame Steers +1250	115.74-125.82	120.69	133.25	119.76
Large & Medium Frame Steers + 1250	109.67-122.89	118.66	134.75	119.31
Large Frame Heifers + 1000	114.99-121.69	118.76	126.50	118.25
Medium Frame Heifers + 1000	110.90-124.09	118.10	126.75	117.52
Large & Medium Frame heifers + 1000	111.11-121.93	118.51	126.75	117.70
Cows- All Weights	63.16-83.24	73.34	105.00	71.97
Bulls- All Weights	78.55-92.13	84.68	116.00	85.09

STOCKERS-Large and Medium Frame

STEERS	Volume	Price Range	Average	Top	Last week Avg
1000+	566	131.75-142.59	138.05	145.00	139.60
900-999	299	131.09-142.01	138.71	152.00	131.42
800-899	379	129.99-150.18	142.58	156.75	136.97
700-799	582	135.16-158.15	147.96	170.75	145.09
600-699	614	135.25-165.53	153.27	184.50	155.85
500-599	445	140.89-176.00	160.79	194.00	165.39
400-499	241	147.36-186.24	168.83	204.00	172.23
-399	76	120.07-178.95	152.60	206.00	156.18

HEIFERS	Volume	Price Range	Average	Top	Last week Avg
+900	227	123.53-131.57	128.46	138.00	123.33
800-899	209	121.62-134.87	130.21	138.50	128.17
700-799	436	129.05-144.43	138.97	153.50	134.43
600-699	476	127.68-152.15	143.55	161.00	144.27
500-599	476	130.20-157.72	146.93	190.00	144.66
400-499	231	128.70-157.90	145.94	179.00	148.04
300-399	56	114.86-155.19	137.04	192.00	152.27
299-	13	103.85-142.08	125.00	175.00	136.58

At **Kawartha Lakes Co-op Auction Market: Saturday March 10, 2012**

	Price Range	Average	Top
Cows	53.50-105.00	76.41	105.00
Bulls under 1600 lbs	88.00		
Bulls over 1600 lbs	84.0-87.00	85.50	87.00

At **Talbotville Livestock: Saturday March 10, 2012**

	Price Range	Top
Good Steers	118.50-129.00	
Good Heifers	117.00-122.75	
Good Cows	67.00-80.00	
Medium Cows	53.50-65.50	
Good Heavy Bulls	Sales to 81.50	
Good Veal	96.50-101.50	

At **Denfield Livestock Exchange Inc. – March 13, 2012**

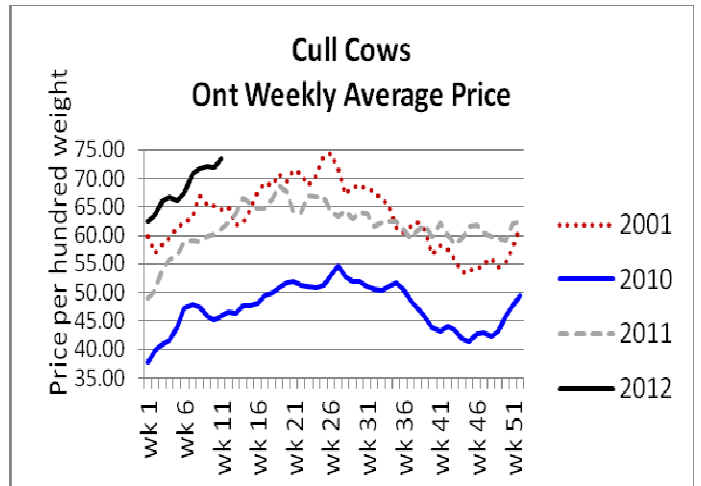
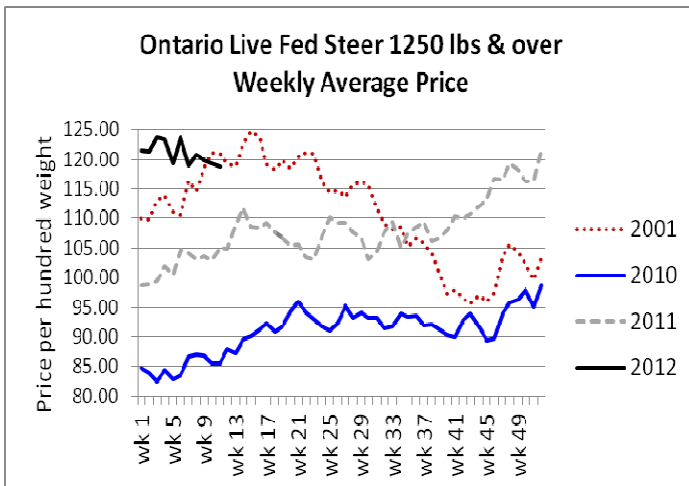
	Price Range	Price Range
Choice steers	124.00-127.00 top 129.50	Choice heifers 122.00-126.00 top 127.00
Good steers	118.00-123.00	Good heifers 117.00-121.00
Good beef cows	80.00-90.00	Good Hol veal 93.00-100.00
Good Hol cows	78.00-85.00 top 90.00	Plain & Heavy veal 85.00-92.00
D1 & D2 cows	70.00-75.00	Choice drop calves \$250.00-\$320.00
D3 & D4 cows	60.00-70.00	Good drop calves \$180.00-\$240.00
Good beef bulls	85.00-94.00	Plain & Newborns \$130.00-\$170.00
Good Hol bulls	85.00-91.50	

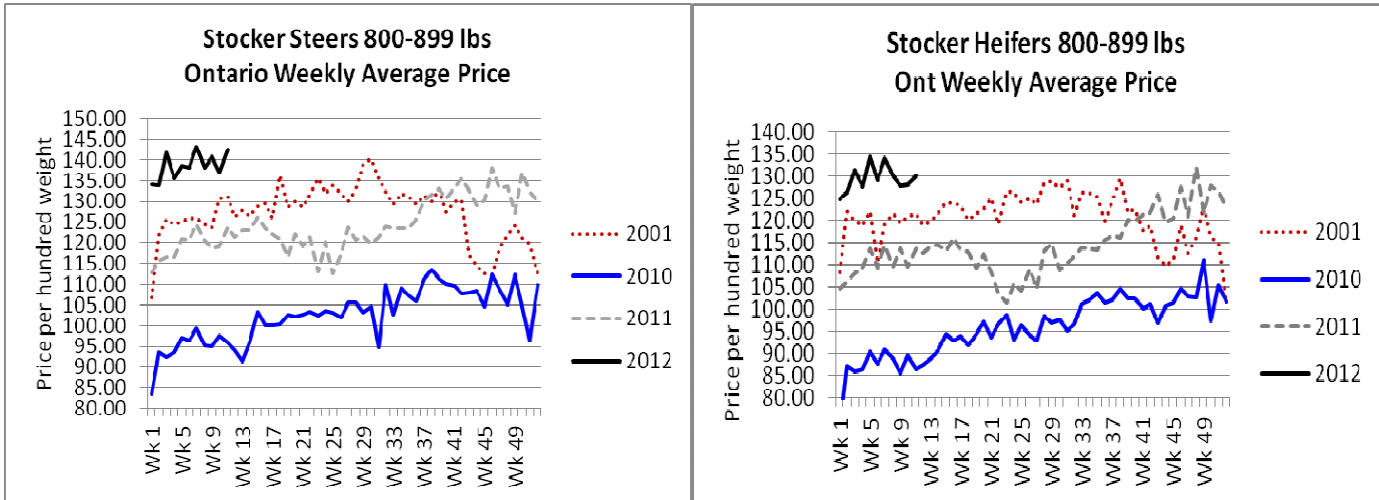
At **Renfrew Pontiac Livestock Ltd– March 13, 2012**

	Price Range	Top
Replacement calves	\$95.00-\$145.00	\$200.00
Cows D1 & D2	74.00-83.00	91.50
Cows D3	68.00-73.00	
Cows D4	62.00-67.00	
Bulls	85.00-103.00	105.00

At: **Aylmer Stockyards Inc – March 14, 2012**

	Price Range	Price Range
Good Cows	75.00-80.00 top 99.00	Good & choice veal 95.00-105.00
Med & plain cows	67.00-74.00	Plain & heavy veal 84.00-95.00
Bulls	78.00-89.00	Replacement calves \$175.00-\$300.00 top \$380.00





ONTARIO STOCKER & FEEDER TRADE

Stocker sale at: **Brussels Livestock, March 9, 2012– 1,330** stockers

STEERS	Price Range	Avg	Top	HEIFERS	Price Range	Avg	Top
1000+	117.88-134.09	125.71	139.25	900+	134.00-136.00	135.02	138.00
900-999	120.26-141.77	135.03	152.00	800-899	124.00-135.25	130.95	138.50
800-899	132.25-156.75	144.61	156.75	700-799	123.71-137.67	133.34	138.25
700-799	125.97-154.24	143.27	157.00	600-699	131.38-148.40	139.58	156.00
600-699	125.16-156.99	145.44	168.50	500-599	133.47-156.77	147.58	161.00
500-599	143.09-173.22	157.91	184.00	400-499	129.64-155.03	147.014	173.00
400-499	159.04-190.10	176.63	204.00	300-399	99.55-166.41	132.73	164.50
399-	170.25-192.00	180.75	206.00				

Stocker sale at: **Community Livestock Exchange – March 13, 2012– 131** stockers

700-799	130.00-160.50	142.80	160.50	700-799	105.50-136.50	119.92	136.50
600-699	128.00-173.00	157.91	173.00	600-699	91.00-154.50	131.80	154.50
500-599	91.050-177.00	146.07	177.00	500-599	94.00-165.50	141.00	165.50
400-499	107.00-189.00	155.21	189.00	400-499	100.00-165.00	140.45	165.00
399-	160.00-202.00	190.00	202.00				

Stocker sale at: **Keady Livestock Market- March 13, 2012- 528** stockers

STEERS	Price Range	Avg	Top	HEIFERS	Price Range	Avg	Top
800-899	121.00-147.00	140.00	147.00	900+	75.00-127.00	120.33	127.00
700-799	142.00-153.00	149.58	165.25	700-799	139.00-146.00	142.15	147.50
600-699	160.50-182.00	170.46	182.00	600-699	135.00-153.00	145.55	154.50
500-599	149.00-175.00	164.41	185.00	500-599	136.00-158.50	149.17	158.50
400-499	159.00-191.50	174.08	191.50	400-499	126.00-161.50	148.82	165.00
399-	160.00-201.00	173.67	201.00				

Stocker sale: **Renfrew Pontiac Livestock, March 13, 2012- 399** stockers

STEERS	Price Range	HEIFERS	Price Range
900-999	122.00-134.00	800-899	127.00-133.50
800-899	133.00-148.00	700-799	133.00-140.00
700-799	145.00-154.00	600-699	138.00-152.00
600-699	151.00-173.00	500-599	152.00-163.00
500-599	172.00-182.00	400-499	163.00-171.00
400-499	184.00-189.00	300-399	170.00-180.00

Stocker sale at: **Ontario Livestock Exchange – March 14, 2012 -728 stockers**

STEERS	Price Range	Avg	Top	HEIFERS	Price Range	Avg	Top
+1000	134.25-145.00	140.59	145.00	900+	125.00-129.50	128.00	129.50
900-999	135.00-144.00	141.55	144.00	700-799	142.50-143.00	142.67	143.00
800-899	139.50-144.00	142.47	144.00	600-699	140.00-149.50	143.17	149.50
700-799	151.50-153.50	152.61	153.50				

Stocker sale at: **Ontario Livestock Exchange, March 15, 2012 – 204 stockers**

STEERS	Price Range	Avg	Top	HEIFERS	Price Range	Avg	Top
800-899	123.50-134.00	127.08	146.50	900+	91.50-121.50	105.09	123.50
700-799	140.50-157.50	150.86	157.50	700-799	121.00-142.00	132.39	142.00
600-699	145.00-162.00	155.56	162.00	600-699	114.0-153.00	137.21	153.00
500-599	153.00-160.00	155.17	160.00	500-599	130.00-151.00	144.50	154.00
				400-499	137.00-163.00	147.80	163.00

Stocker sale at: **Ontario Stockyards Inc, March 15, 2012 – 604 stockers**

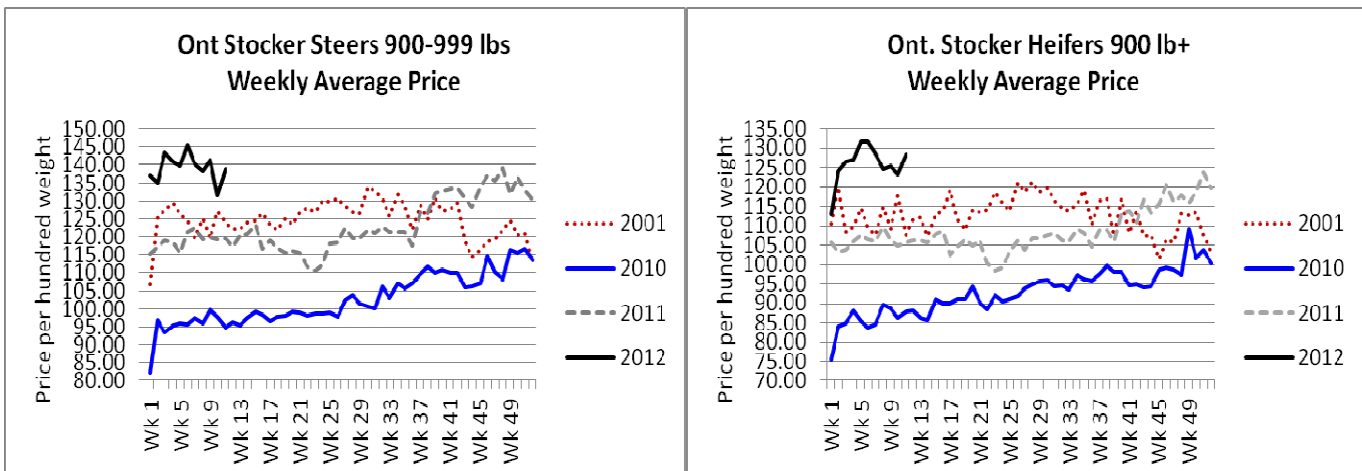
STEERS	Price Range	Avg	Top	HEIFERS	Price Range	Avg	Top
800-899	139.50-148.75	144.12	148.75	800-899	117.00-136.50	128.71	136.50
700-799	139.50-156.75	149.46	156.75	700-799	127.50-144.50	137.52	144.50
600-699	149.25-169.50	161.91	184.50	600-699	134.50-153.75	145.88	161.00
500-599	161.50-189.00	174.85	189.00	500-599	132.50-160.50	146.80	190.00
400-499	156.00-194.50	173.78	200.50	400-499	137.00-153.00	146.77	165.00
399-	120.00-156.00	142.47	179.00	300-399	120.00-131.00	125.08	131.00

Stocker sale at: **Ottawa Livestock Exchange, March 15, 2012- 218 stockers**

STEERS	Price Range	Avg	Top	HEIFERS	Price Range	Avg	Top
700-799	122.00-144.00	136.38	144.00	700-799	127.00-134.00	131.83	134.00
600-699	129.00-158.00	143.31	170.00	600-699	105.00-142.00	130.59	146.00
500-599	137.00-167.50	155.76	167.50	500-599	128.00-146.00	139.81	158.00
400-499	125.00-157.00	145.44	165.00				
399-	20.0-180.00	108.00	195.00				

Stocker sale at: **Brussels Livestock, March 15, 2012 – 101 stockers**

STEERS	Price Range	Avg	Top	HEIFERS	Price Range	Avg	Top
400-499	130.00-165.00	145.33	185.00	400-499	163.00-176.00	166.00	176.00
399-	122.00-193.00	160.00	199.00	300-399	138.00-176.00	157.77	192.00



ONTARIO STOCKER AND FEEDER TRADE SPECIAL SPRING SALES

Stocker sale at: **Ontario Stockyards Inc- March 13, 2012- 863 stockers**

STEERS	Price Range	Avg	Top	HEIFERS	Price Range	Avg	Top
900-999	133.75-140.75	138.58	140.75	900+	115.0-122.00	120.12	122.00
800-899	133.50-152.00	146.06	152.00	800-899	124.50-134.75	130.58	138.50
700-799	146.00-169.00	154.89	170.75	700-799	136.00-150.00	144.68	153.50
600-699	145.00-167.00	158.84	178.50	600-699	147.00-158.75	152.63	160.50
500-599	159.00-184.00	173.11	184.00	500-599	151.00-166.00	156.96	170.00
400-499	178.00-201.00	187.95	201.00	400-499	131.00-159.00	152.15	179.00

Special spring vaccinated sale. A very good offering of vaccinated replacement cattle sold actively at steady to strong prices.

ONTARIO BRED COW SALES

Kawartha Lakes Co-op Auction Market, March 10, 2012- 70 Bred cows

	Exotic and Exotic X	British and British X
Top quality bred cows	\$1400-\$1675	\$1200-\$1500
Avg quality bred cows	\$1100-\$1375	\$950-\$1175

Cows continue to sell actively with lots of buyer interest.

ALBERTA DIRECT TRADE

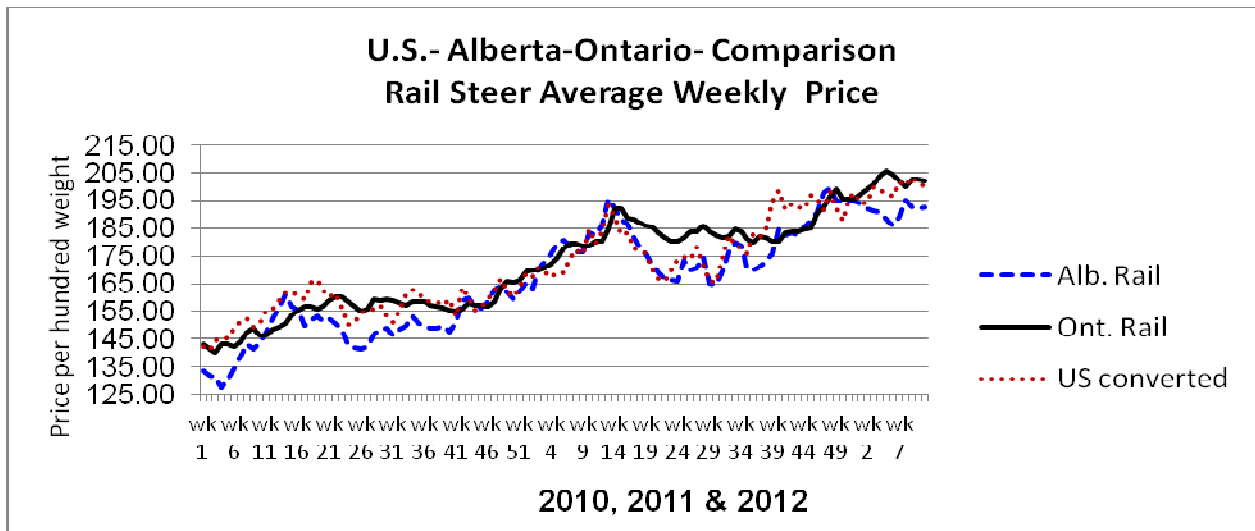
Week Ending **Thursday March 15, 2012**

Steers	Live	113.50-115.25	Flat rail	191.25-192.75
Heifers	Live	113.00-114.50	Flat rail	190.50-192.75

U.S. TRADE (U.S. funds)

Week Ending **Thursday March 15, 2012**

Weekly range for choice and select steers and heifers	Live	126.00
	Rail	202.00



QUEBEC ELECTRONIC AUCTION MARKET (F.O.B. the feedlot)

Week Ending **Thursday March 15, 2012**

A1, A2 Steers	Price	198.75-201.25
----------------------	--------------	---------------

CANADIAN BOXED BEEF CUT-OUT VALUES

Week Ending	AAA	AA
March 2, 2012	1.8940	1.8560
February 24, 2012	1.8830	1.8352
February 17, 2012	1.8109	1.7849

U.S. BOXED BEEF CUT-OUT VALUES (U.S. funds)

	Choice 600-900	Select 600-900
Current 5 day average:	192.03	190.85

USDA ESTIMATED CATTLE KILL

	Week Ending	Previous Week	Year Ago
	March 17, 2012		
Grand Total	619,000	631,000	619,000

AVERAGE CARCASS WEIGHTS – CANADA

	Steers	Heifers
March 10, 2012	895	828
March 12, 2011	848	790

FEDERALLY INSPECTED CANADIAN KILL-

	Week Ending	YTD	% change of Yr. Ago
	March 10, 2012		
Grand Total	54,917	531,563	-2%
Western Slaughter	40,252	392,427	-2%
Eastern Slaughter	14,665	139,136	-4%

LIVE CATTLE EXPORTS-ONTARIO

	Week ending Feb 25, 12	Week ending Feb 18, 12	Year to Date
Total live slaughter cattle exported from Ont ports to the US.	2,259	1,606	16,195
Steers & Heifers	657	217	4,954
Cows	1,188	1,072	8,761
Bulls	414	317	2,480

BEEF EXPORTS-CANADA

	United States	Mexico
	Jan 1– Mar 10	Jan 1-Dec 31, 2011
Total	42,832 tonnes	29,749 tonnes

LIVE CATTLE-CANADA

IMPORTS		EXPORTS		
Jan 1- Dec 31, 2011		Jan 1- Mar 3		Export % change from 2011 YTD
Pure bred	3,768	Slaughter steers & heifers	62,091	-27.9%
Non-pure bred	69,619	Feeder steers & heifers	25,864	+40.9%
		Cows & Bulls	33,570	-12.3%

BEEF PRODUCTION-CANADA

	Jan 1– Mar 10, 2012	Last Year Same Time	% Change
Fed	164,092 tonnes	163,039 tonnes	+0.6%
Non-fed	34,710 tonnes	34,182 tonnes	+1.5%

BEEF IMPORTS-CANADA

	Jan 1- Mar 10	Last Year Same Time	% Change
United States	26,804 tonnes	27,453 tonnes	-2.4%
Non-NAFTA	10,634 tonnes	7,134 tonnes	+49.1%
Total	37,813 tonnes	34,985 tonnes	+8.1%

CHICAGO MERCANTILE EXCHANGE

Closing quotes on futures today were as follows:

Live Cattle		Feeder Cattle		Corn		Soybeans		Canadian \$	
\$/cwt US		\$/cwt US		\$/bu US ¢/bu		\$/bu US ¢/bu			
Apr	125.30 -0.27	Mar	153.40 -0.97	May	6.730 +4.0	May	13.740 +5.0	Spot	100.87 -0.02
Jun	122.70 -0.15	Apr	154.30 -1.70	Jul	6.702 +3.2	Jul	13.806 +5.2	Mar	100.86 +0.00
Aug	124.52 +0.65	May	155.90 -1.40	Sep	6.052 -0.6	Aug	13.692 +4.0	Jun	100.66 -0.01
Oct	129.87 -0.82	Aug	157.72 -1.07	Dec	5.742 +2.0	Sep	13.472 +3.4	Sep	100.47 +0.00
Dec	131.40 -0.80	Sep	158.25 -0.75	Mar	5.842 +2.6	Nov	13.282 +2.0	Dec	100.24 +0.00
Feb	132.17 -0.72	Oct	158.20 -0.90	May	5.906 +2.2	Jan	13.286 +2.4	Mar	99.99 +0.03

Ontario Cattlemen's Association, 130 Malcolm Rd., Guelph, ON N1K 1B1 Phone: (519) 824-0334 Fax: (519) 824-1930 or email: mktinfo@cattle.guelph.on.ca

OBCFP LICENCE CHANGES

Now Licenced: Meat Packer

Dominion Meat Packers Inc, 2255 St. Clair Ave West, Toronto, On M6N 1K5

Upcoming Special Stocker Sales

Mar 17 11:00 am	Keady Livestock Market	Herd Dispersal- Ron Nickason, 105 cows, Herf and Crossbred. Bred Charolais, calving begins around April 7
Mar 17 2:00 pm	Maple Hill Auctions	Charolais Bull Sale- Rollin Acres, Patton, Whiskey Hollow
Mar 17	Kawartha Lakes Co-op Auction Mkt	Bred Cows- 30 predominantly young Charolais cows, some with calves, most due soon plus a Full French Charolais Bull- property of Clark Luchies.
Mar 21 11:00 am	Kawartha Lakes Co-op Auction Mkt	Peterborough/Victoria Cattlemen's stocker sale
Mar 26 7:00 pm	Maple Hill Auctions Ltd	Stocker Sale
Mar 28 7:30 pm	Vankleek Hill Livestock Exchange	Stocker Sale
Mar 31 11:00 am	Denfield Livestock Exchange	Stocker sale and Bred Cow Sale
Mar 31 2:00 pm	Kawartha Lakes Co-op Auction Mkt	All Breed Bull Sale
Mar 31	Talbotville Livestock Exchange	Stocker and Bred Cow sale after Regular Sale

Weekly Cattle Comments
As Supplied by Ontario Cattlemen's Association
Ph: Toll free: 1-866-370-2333 or (519) 824-0334
Fax: (519) 824-9161 Email: mktinfo@cattle.guelph.on.ca

Comments for the week ending March 15, 2012

There were 767 fed cattle sold through auction markets this week up 147 from last week and 208 less than the same time last year. Steers sold from \$109.67-\$122.89 averaging \$118.66 down \$0.65 from last week and \$13.61 higher than year ago prices. Heifers traded from \$111.11-\$121.93 with a weekly average price of \$118.51 up \$0.81 from last week and \$15.50 higher than last year at this time. Auction markets reported trade as active and prices steady to fully steady early in the week to barely steady by weeks end.

There were 2,542 slaughter cows sold through auction markets this week down 78 from last week and 52 less than last year at this time. Cows traded from \$63.16-\$83.24 averaging \$73.34 up \$1.37 from last week and \$12.23 stronger than year ago prices. Auctions reported continued strong demand with strong prices. This week's average price of \$73.34 is \$10.93 higher than the Jan 1, 2012 average price and the highest weekly average price since June 28, 2001 when cows averaged \$74.35.

Replacement cattle traded on a mixed demand this week. There were 5,326 replacement cattle sold through auction markets up 24.1% from last week and 2% less than the same time last year. Auction markets reported active trading with prices generally steady to firm, with one report of slightly higher. Actual average prices this week saw steers under 500 lbs down \$3.40 from last week, 500-600 lbs down \$4.60, 600-700 lbs down \$2.58, 700-800 lbs up \$2.87, 800-900 lbs up \$5.61 and steers over 900 lbs averaged \$1.00 higher than last week's average prices. Heifers under 400 lbs averaged \$15.23 lower, 400-500 lbs off \$2.10, 500-600 lbs up \$2.27, 600-700 lbs down \$0.72, 700-800 lbs up \$4.54 and heifers over 800 lbs averaged \$3.97 stronger than last week.

Ontario rail grade prices started the trading period with \$1.00 take off the top. Steers sold from \$200.00-\$204.00 dressed while heifers traded from \$199.00-\$203.00 and held steady for the entire week. This week's average price is \$0.50 lower than last week and \$21.75 higher than this time last year.

The Quebec Electronic Market this week saw railgrade prices for fed steers and heifers from \$198.75-\$201.25 (F.O.B.), up \$1.31 from the previous week.

Alberta direct trade this week saw live prices average generally \$1.00 lower while the rail held steady to slightly higher. Steers sold from \$113.50-\$115.25 live and \$191.25-\$192.75 flat rail. Heifers sold from \$113.00-\$114.50 live and \$190.50-\$192.75 flat rail.

U.S. cash cattle trade was light to moderate late Thursday afternoon with business in the south steady to \$1.00 lower than last week with sales reported at \$126.00 live. Trade in the north was moderate to active with prices fully steady to last week at \$202.00-\$204.00 dressed, with majority of sales at \$202.00 dressed. Today a few scattered deals were noted at \$126.00 live and \$202.00-\$203.00 dressed, otherwise, business is finished for this week.